

2021 U.S. Olympic Trials - Men Day 1

Meet Results







Jun 24, 2021

Page: 1
Printed: 6/24/2021 8:02:03 PM

Men / SR / Senior

Session: 1M

Judge's Signatures

Rank	Num	Name	Gym							AA
1	6	Brody Malone	Stanford Univ	Diff: 6.000	5.800	5.600	5.200	5.800	6.500	
				Exec: 8.600	7.600	8.600	9.300	8.300	7.950	
				ND:						
				Final: 14.600	13.400	14.200	14.500	14.100	14.450	85.250
				Place: 1T	10T	2	5*	3	1	1
2	35	Shane Wiskus	U.S.O.P.T.C.	Diff: 6.000	5.200	5.500	5.200	6.000	5.400	
				Exec: 8.000	8.300	8.400	9.400	8.500	8.400	
				ND:						
				Final: 14.000	13.500	13.900	14.600	14.500	13.800	84.300
				Place: 8	8T	6	3	1	3	2
3	2	Yul Moldauer	5280 Gymnastics	Diff: 5.900	5.900	5.800	5.200	6.300	5.200	
				Exec: 8.350	8.200	8.250	9.200	8.100	7.250	
				ND:						
				Final: 14.250	14.100	14.050	14.400	14.400	12.450	83.650
				Place: 5T	2	4	8	2	13T	3
4	43	Sam Mikulak	U.S.O.P.T.C.	Diff: 6.200	5.700	5.300	5.200	6.000	6.100	
				Exec: 8.400	7.450	8.000	9.150	7.950	7.750	
				ND:						
				Final: 14.600	13.150	13.300	14.350	13.950	13.850	83.200
				Place: 1T	13	12	9*	4T	2	4
5	19	Brandon Briones	Stanford Univ	Diff: 5.700	5.300	5.500	5.200	5.600	5.100	
				Exec: 8.200	8.250	8.150	9.150	8.350	8.200	
				ND:						
				Final: 13.900	13.550	13.650	14.350	13.950	13.300	82.700
				Place: 9T	6T	9	9*	4T	7	5
6	44	Akash Modi	Stanford Univ	Diff: 5.800	5.900	5.700	5.200	6.100	5.900	
				Exec: 8.350	7.350	7.700	9.000	7.850	7.700	
				ND:						
				Final: 14.150	13.250	13.400	14.200	13.950	13.600	82.550
				Place: 7	12	11	12	4T	5	6
7	36	Allan Bower	Univ of Oklahoma	Diff: 5.800	6.100	5.500	5.200	5.300	5.100	
				Exec: 8.600	7.950	7.650	9.300	8.150	7.850	
				ND:						
				Final: 14.400	14.050	13.150	14.500	13.450	12.950	82.500
				Place: 4	3	14	5*	14	10	7
8	32	Paul Juda	Univ of Michigan	Diff: 5.500	5.000	5.200	5.200	5.700	5.000	
				Exec: 8.950	8.550	8.500	8.750	8.250	7.600	
				ND:						
				Final: 14.450	13.550	13.700	13.950	13.950	12.600	82.200
				Place: 3	6T	8	13	4T	12	8
9	31	Cameron Bock	Univ of Michigan	Diff: 5.600	5.700	5.300	5.200	5.900	5.200	
				Exec: 7.700	8.200	8.500	8.000	7.900	8.550	
				ND:						
				Final: 13.300	13.900	13.800	13.200	13.800	13.750	81.750
				Place: 15	4	7	15	10T	4	9
10	22	Riley Loos	Stanford Univ	Diff: 5.800	5.300	5.500	5.600	5.000	4.900	
				Exec: 8.100	7.100	8.500	8.950	8.600	8.300	
				ND:						
				Final: 13.900	12.400	14.000	14.550	13.600	13.200	81.650
				Place: 9T	14	5	4	13	9	10

2021 U.S. Olympic Trials - Men Day 1







Meet Results

Jun 24, 2021

Page: 2
Printed: 6/24/2021 8:02:03 PM

Men / SR / Senior

Session: 1M

Rank	Num	Name	Gym							AA
11	13	Ian Gunther	Stanford Univ	Diff: 5.100	5.700	5.200	4.800	5.500	4.800	
				Exec: 8.550	7.800	8.300	8.600	8.200	8.450	
				ND: _____	_____	_____	-0.100	_____	_____	
				Final: 13.650	13.500	13.500	13.300	13.700	13.250	80.900
				Place: 12	8T	10	14	12	8	11
12	21	Robert Neff	U.S.O.P.T.C.	Diff: 5.800	5.800	4.900	5.200	5.400	5.800	
				Exec: 7.800	6.450	8.300	9.150	8.400	7.550	
				ND: _____	_____	_____	_____	_____	_____	
				Final: 13.600	12.250	13.200	14.350	13.800	13.350	80.550
				Place: 13	15	13	9*	10T	6	12
13	38	Vitaliy Guimaraes	Univ of Oklahoma	Diff: 5.700	5.000	4.900	5.200	4.800	4.800	
				Exec: 7.800	8.400	8.200	9.500	8.300	7.650	
				ND: _____	_____	_____	_____	_____	_____	
				Final: 13.500	13.400	13.100	14.700	13.100	12.450	80.250
				Place: 14	10T	15	2	16	13T	13
14	17	Donnell Whittenburg	Salto Gymnastics	Diff: 5.900	5.000	6.000	6.000	6.300	4.900	
				Exec: 7.250	6.450	8.100	9.050	6.900	7.950	
				ND: -0.100	_____	_____	_____	_____	_____	
				Final: 13.050	11.450	14.100	15.050	13.200	12.850	79.700
				Place: 16	17	3	1	15	11	14
15	40	Matt Wenske	Univ of Oklahoma	Diff: 5.800	4.600	5.100	5.200	5.300	4.900	
				Exec: 8.000	7.100	7.800	8.000	8.600	7.500	
				ND: _____	_____	_____	-0.300	_____	_____	
				Final: 13.800	11.700	12.900	12.900	13.900	12.400	77.600
				Place: 11	16	16	16	8T	15	15
16	14	Alec Yoder	Ohio State	Diff: _____	6.500	_____	_____	5.500	_____	
				Exec: _____	8.550	_____	_____	8.400	_____	
				ND: _____	_____	_____	_____	_____	_____	
				Final: _____	15.050	_____	_____	13.900	_____	28.950
				Place: _____	17*	1	17*	8T	16*	16
17	37	Gage Dyer	Univ of Oklahoma	Diff: 6.200	_____	_____	5.600	_____	_____	
				Exec: 8.050	_____	_____	8.900	_____	_____	
				ND: _____	_____	_____	_____	_____	_____	
				Final: 14.250	_____	_____	14.500	_____	_____	28.750
				Place: 5T	18*	17*	5T	17*	16*	17
18	29	Alex Diab	Univ of Illinois	Diff: _____	_____	6.000	_____	_____	_____	
				Exec: _____	_____	8.500	_____	_____	_____	
				ND: _____	_____	_____	_____	_____	_____	
				Final: _____	_____	14.500	_____	_____	_____	14.500
				Place: _____	17*	18*	1	17*	17*	16*
19	15	Stephen Nedoroscik	Penn State	Diff: _____	6.200	_____	_____	_____	_____	
				Exec: _____	7.450	_____	_____	_____	_____	
				ND: _____	_____	_____	_____	_____	_____	
				Final: _____	13.650	_____	_____	_____	_____	13.650
				Place: _____	17*	5	17*	17*	16*	19
20	45	Colin Van Wicklen	Cypress Academy	Diff: 0.000	0.000	0.000	0.000	0.000	0.000	
				Exec: 0.000	0.000	0.000	0.000	0.000	0.000	
				ND: _____	_____	_____	_____	_____	_____	
				Final: 0.000	0.000	0.000	0.000	0.000	0.000	0.000
				Place: 17*	18*	17*	17*	17*	16*	20