

# 2019 Winter Cup Prelims

## Meet Results







Feb 15, 2019

Page: 1  
Printed: 2/15/2019 9:30 PM

Men / SR / All

Session: 2

Judge's Signatures

| Rank | Num | Name              | Gym           |  |  |  |  |  |  | AA     |
|------|-----|-------------------|---------------|---|---|---|---|---|---|--------|
| 1    | 4   | Yul Moldauer      | Univ Oklahoma | Diff: 5.900   | 5.600   | 5.700   | 5.200   | 6.000   | 5.500   |        |
|      |     |                   |               | Exec: 7.750   | 8.500   | 8.800   | 9.250   | 8.450   | 7.950   |        |
|      |     |                   |               | ND: -0.100  |   |   |   |   |   |        |
|      |     |                   |               | Final: 13.550   | 14.100  | 14.500  | 14.450  | 14.450  | 13.450  | 84.500 |
|      |     |                   |               | Place: 14T  | 2   | 3   | 7*  | 1   | 13  | 1      |
| 2    | 22  | Sam Mikulak       | U.S.O.T.C.    | Diff: 5.900   | 6.000   | 5.600   | 5.200   | 6.400   | 6.100   |        |
|      |     |                   |               | Exec: 9.100   | 7.700   | 8.450   | 8.850   | 6.450   | 9.000   |        |
|      |     |                   |               | ND: -0.300  |   |   |   |   |   |        |
|      |     |                   |               | Final: 15.000   | 13.700  | 14.050  | 13.750  | 12.850  | 15.100  | 84.450 |
|      |     |                   |               | Place: 1  | 4   | 5*  | 28T   | 24T   | 1   | 2      |
| 3    | 1   | Allan Bower       | Univ Oklahoma | Diff: 5.600   | 6.100   | 5.000   | 5.200   | 5.400   | 5.100   |        |
|      |     |                   |               | Exec: 8.850   | 7.300   | 8.450   | 8.950   | 8.000   | 8.500   |        |
|      |     |                   |               | ND: -0.100  |   |   |   |   |   |        |
|      |     |                   |               | Final: 14.450   | 13.400  | 13.450  | 14.050  | 13.400  | 13.600  | 82.350 |
|      |     |                   |               | Place: 2T   | 7   | 15T   | 19T   | 10  | 9T  | 3      |
| 4    | 43  | Genki Suzuki      | Univ Oklahoma | Diff: 5.200   | 5.700   | 4.700   | 4.800   | 5.300   | 5.300   |        |
|      |     |                   |               | Exec: 8.300   | 7.350   | 8.750   | 9.350   | 8.550   | 9.100   |        |
|      |     |                   |               | ND: -0.100  |   |   |   |   |   |        |
|      |     |                   |               | Final: 13.400   | 13.050  | 13.450  | 14.150  | 13.850  | 14.400  | 82.300 |
|      |     |                   |               | Place: 17T  | 14  | 15T   | 16T   | 3*  | 2   | 4      |
| 5    | 21  | Robert Neff       | Stanford      | Diff: 5.800   | 5.700   | 4.700   | 5.200   | 5.300   | 6.100   |        |
|      |     |                   |               | Exec: 7.900   | 7.500   | 8.550   | 9.000   | 8.550   | 7.500   |        |
|      |     |                   |               | ND: -0.100  |   |   |   |   |   |        |
|      |     |                   |               | Final: 13.700   | 13.200  | 13.250  | 14.200  | 13.850  | 13.600  | 81.800 |
|      |     |                   |               | Place: 10   | 10T   | 21*   | 15  | 3*  | 9T  | 5      |
| 6    | 49  | Sean Melton       | Ohio State    | Diff: 5.100   | 5.000   | 5.800   | 5.200   | 5.300   | 5.000   |        |
|      |     |                   |               | Exec: 7.850   | 8.500   | 8.650   | 9.250   | 7.750   | 8.350   |        |
|      |     |                   |               | ND: -0.100  |   |   |   |   |   |        |
|      |     |                   |               | Final: 12.950   | 13.500  | 14.450  | 14.450  | 13.050  | 13.350  | 81.750 |
|      |     |                   |               | Place: 30T  | 5T  | 4   | 7*  | 18T   | 15T   | 6      |
| 7    | 27  | Akash Modi        | Stanford      | Diff: 5.600   | 5.800   | 5.600   | 5.200   | 6.100   | 5.800   |        |
|      |     |                   |               | Exec: 7.000   | 7.200   | 8.450   | 9.150   | 7.750   | 7.850   |        |
|      |     |                   |               | ND: -0.100  |   |   |   |   |   |        |
|      |     |                   |               | Final: 12.600   | 13.000  | 14.050  | 14.350  | 13.850  | 13.650  | 81.500 |
|      |     |                   |               | Place: 38   | 15  | 5*  | 12  | 3T  | 5T  | 7      |
| 8    | 33  | Colin Van Wicklen | Univ Oklahoma | Diff: 5.500   | 4.800   | 5.200   | 5.600   | 5.400   | 5.500   |        |
|      |     |                   |               | Exec: 7.600   | 7.150   | 8.750   | 9.400   | 7.850   | 8.350   |        |
|      |     |                   |               | ND: -0.100  |   |   |   |   |   |        |
|      |     |                   |               | Final: 13.100   | 11.950  | 13.950  | 15.000  | 13.250  | 13.850  | 81.100 |
|      |     |                   |               | Place: 26   | 34T   | 7T  | 1   | 13  | 3   | 8      |
| 9    | 6   | Levi Anderson     | Univ Oklahoma | Diff: 5.400   | 4.800   | 4.900   | 5.600   | 5.100   | 5.600   |        |
|      |     |                   |               | Exec: 8.000   | 7.900   | 8.400   | 9.000   | 7.850   | 8.050   |        |
|      |     |                   |               | ND: -0.100  |   |   |   |   |   |        |
|      |     |                   |               | Final: 13.400   | 12.700  | 13.300  | 14.600  | 12.950  | 13.650  | 80.600 |
|      |     |                   |               | Place: 17T  | 19  | 18*   | 4   | 20T   | 5*  | 9      |
| 10T  | 32  | Cameron Bock      | Univ Michigan | Diff: 5.700   | 5.600   | 5.400   | 5.200   | 5.900   | 5.400   |        |
|      |     |                   |               | Exec: 6.850   | 8.350   | 8.150   | 8.700   | 7.150   | 8.150   |        |
|      |     |                   |               | ND: -0.100  |   |   |   |   |   |        |
|      |     |                   |               | Final: 12.550   | 13.950  | 13.550  | 13.900  | 13.050  | 13.550  | 80.550 |
|      |     |                   |               | Place: 39T  | 3   | 13  | 22  | 18T   | 12  | 10T    |

# 2019 Winter Cup Prelims

## Meet Results







Feb 15, 2019

Page: 2

Printed: 2/15/2019 9:30 PM

Men / SR / All

Session: 2

| Rank | Num | Name                  | Gym            |  |  |  |  |  |  | AA     |
|------|-----|-----------------------|----------------|---|---|---|---|---|---|--------|
| 10T  | 48  | Adrian De Los Angeles | U.S.O.T.C.     | Diff: 5.400   | 5.300   | 4.500   | 5.200   | 5.500   | 5.300   |        |
|      |     |                       |                | Exec: 8.050   | 8.000   | 8.550   | 8.700   | 8.650   | 7.700   |        |
|      |     |                       |                | ND: _____   | _____   | _____   | -0.300  | _____   | _____   |        |
|      |     |                       |                | Final: 13.450   | 13.300  | 13.050  | 13.600  | 14.150  | 13.000  | 80.550 |
|      |     |                       |                | Place: 16   | 9   | 26*   | 33T   | 2   | 21T   | 10T    |
| 12   | 14  | Trevor Howard         | Ohio State     | Diff: 5.400   | 4.300   | 6.100   | 5.200   | 5.800   | 5.000   |        |
|      |     |                       |                | Exec: 7.600   | 8.250   | 8.700   | 9.550   | 7.350   | 7.150   |        |
|      |     |                       |                | ND: -0.100  | _____   | _____   | _____   | _____   | _____   |        |
|      |     |                       |                | Final: 12.900   | 12.550  | 14.800  | 14.750  | 13.150  | 12.150  | 80.300 |
|      |     |                       |                | Place: 32T  | 22T   | 1   | 3   | 16  | 38  | 12     |
| 13   | 16  | Tanner Justus         | Univ Oklahoma  | Diff: 5.400   | 5.000   | 5.100   | 5.200   | 5.100   | 4.500   |        |
|      |     |                       |                | Exec: 7.550   | 8.150   | 8.150   | 9.200   | 7.750   | 9.100   |        |
|      |     |                       |                | ND: _____   | _____   | _____   | -0.300  | _____   | _____   |        |
|      |     |                       |                | Final: 12.950   | 13.150  | 13.250  | 14.100  | 12.850  | 13.600  | 79.900 |
|      |     |                       |                | Place: 30T  | 12  | 21T   | 18  | 24T   | 9T  | 13     |
| 14   | 57  | Johnny Jacobson       | Univ Illinois  | Diff: 5.400   | 4.000   | 4.500   | 4.800   | 5.700   | 4.800   |        |
|      |     |                       |                | Exec: 8.200   | 8.150   | 8.500   | 9.250   | 7.600   | 8.600   |        |
|      |     |                       |                | ND: _____   | _____   | _____   | _____   | _____   | _____   |        |
|      |     |                       |                | Final: 13.600   | 12.150  | 13.000  | 14.050  | 13.300  | 13.400  | 79.500 |
|      |     |                       |                | Place: 12T  | 31  | 28T   | 19T   | 12  | 14  | 14     |
| 15   | 11  | Kiwan Watts           | Arizona State  | Diff: 5.200   | 5.100   | 5.100   | 5.200   | 5.200   | 4.700   |        |
|      |     |                       |                | Exec: 8.100   | 7.800   | 8.350   | 8.000   | 8.150   | 8.550   |        |
|      |     |                       |                | ND: _____   | _____   | _____   | _____   | _____   | _____   |        |
|      |     |                       |                | Final: 13.300   | 12.900  | 13.450  | 13.200  | 13.350  | 13.250  | 79.450 |
|      |     |                       |                | Place: 21T  | 16T   | 15T   | 43  | 11  | 17  | 15     |
| 16   | 66  | Riley Loos            | Technique      | Diff: 5.500   | 4.700   | 4.500   | 5.200   | 3.900   | 4.300   |        |
|      |     |                       |                | Exec: 8.950   | 8.500   | 9.100   | 8.650   | 7.150   | 8.750   |        |
|      |     |                       |                | ND: _____   | _____   | _____   | _____   | _____   | _____   |        |
|      |     |                       |                | Final: 14.450   | 13.200  | 13.600  | 13.850  | 11.050  | 13.050  | 79.200 |
|      |     |                       |                | Place: 2T   | 10T   | 11T   | 23T   | 43  | 19T   | 16     |
| 17   | 8   | Anton Stephenson      | Univ Nebraska  | Diff: 5.500   | 5.300   | 4.800   | 5.200   | 5.300   | 4.300   |        |
|      |     |                       |                | Exec: 7.900   | 7.300   | 7.900   | 9.200   | 8.350   | 7.750   |        |
|      |     |                       |                | ND: _____   | _____   | _____   | _____   | _____   | _____   |        |
|      |     |                       |                | Final: 13.400   | 12.600  | 12.700  | 14.400  | 13.650  | 12.050  | 78.800 |
|      |     |                       |                | Place: 17T  | 20T   | 36T   | 10*   | 6   | 40  | 17     |
| 18   | 60  | Evan Davis            | Univ Iowa      | Diff: 5.200   | 4.100   | 4.100   | 4.800   | 4.800   | 4.600   |        |
|      |     |                       |                | Exec: 7.650   | 8.500   | 9.200   | 8.750   | 8.050   | 9.050   |        |
|      |     |                       |                | ND: _____   | _____   | _____   | -0.100  | _____   | _____   |        |
|      |     |                       |                | Final: 12.850   | 12.600  | 13.300  | 13.450  | 12.850  | 13.650  | 78.700 |
|      |     |                       |                | Place: 34T  | 20T   | 18T   | 36  | 24T   | 5T  | 18     |
| 19   | 9   | Grant Breckenridge    | Stanford       | Diff: 5.100   | 4.500   | 4.600   | 4.800   | 5.400   | 5.600   |        |
|      |     |                       |                | Exec: 7.250   | 8.300   | 9.100   | 7.950   | 8.200   | 8.050   |        |
|      |     |                       |                | ND: -0.300  | _____   | _____   | _____   | _____   | _____   |        |
|      |     |                       |                | Final: 12.050   | 12.800  | 13.700  | 12.750  | 13.600  | 13.650  | 78.550 |
|      |     |                       |                | Place: 42T  | 18  | 9T  | 45  | 7   | 5*  | 19     |
| 20   | 46  | Shaun Herzog          | Univ Minnesota | Diff: 5.300   | 3.900   | 4.700   | 5.200   | 5.300   | 5.100   |        |
|      |     |                       |                | Exec: 7.100   | 8.150   | 8.550   | 9.300   | 8.150   | 7.800   |        |
|      |     |                       |                | ND: -0.300  | _____   | _____   | _____   | _____   | _____   |        |
|      |     |                       |                | Final: 12.100   | 12.050  | 13.250  | 14.500  | 13.450  | 12.900  | 78.250 |
|      |     |                       |                | Place: 41   | 32  | 21*   | 5*  | 9   | 27  | 20     |

# 2019 Winter Cup Prelims

## Meet Results







Feb 15, 2019

Page: 3

Printed: 2/15/2019 9:30 PM

Men / SR / All

Session: 2

| Rank | Num | Name              | Gym            |  |  |  |  |  |  | AA     |
|------|-----|-------------------|----------------|---|---|---|---|---|---|--------|
| 21   | 59  | Jacob Moore       | Univ Michigan  | Diff: 5.600   | 4.700   | 5.000   | 4.800   | 4.700   | 4.300   |        |
|      |     |                   |                | Exec: 8.800   | 7.100   | 8.000   | 9.100   | 8.250   | 7.800   |        |
|      |     |                   |                | ND: _____   | _____   | _____   | -0.100  | _____   | _____   |        |
|      |     |                   |                | Final: 14.400   | 11.800  | 13.000  | 13.800  | 12.950  | 12.100  | 78.050 |
|      |     |                   |                | Place: 4  | 36T   | 28T   | 26T   | 20T   | 39  | 21     |
| 22T  | 73  | Vitaliy Guimaraes | Univ Oklahoma  | Diff: 5.500   | 4.700   | 4.500   | 4.800   | 3.900   | 4.500   |        |
|      |     |                   |                | Exec: 8.250   | 7.250   | 8.750   | 9.450   | 8.700   | 7.700   |        |
|      |     |                   |                | ND: _____   | _____   | _____   | _____   | _____   | _____   |        |
|      |     |                   |                | Final: 13.750   | 11.950  | 13.250  | 14.250  | 12.600  | 12.200  | 78.000 |
|      |     |                   |                | Place: 7*   | 34T   | 21T   | 14  | 29T   | 37  | 22T    |
| 22T  | 40  | Andrew Bitner     | Stanford       | Diff: 5.400   | 4.700   | 4.600   | 4.800   | 5.300   | 4.800   |        |
|      |     |                   |                | Exec: 7.800   | 7.750   | 8.000   | 8.550   | 7.900   | 8.400   |        |
|      |     |                   |                | ND: _____   | _____   | _____   | _____   | _____   | _____   |        |
|      |     |                   |                | Final: 13.200   | 12.450  | 12.600  | 13.350  | 13.200  | 13.200  | 78.000 |
|      |     |                   |                | Place: 24   | 24  | 39  | 39T   | 14T   | 18  | 22T    |
| 24   | 69  | Griffin Kehler    | Univ Nebraska  | Diff: 5.200   | 4.400   | 4.200   | 4.800   | 4.800   | 4.700   |        |
|      |     |                   |                | Exec: 8.550   | 7.000   | 8.550   | 8.950   | 7.800   | 9.050   |        |
|      |     |                   |                | ND: -0.100  | _____   | _____   | _____   | _____   | _____   |        |
|      |     |                   |                | Final: 13.650   | 11.400  | 12.750  | 13.750  | 12.600  | 13.750  | 77.900 |
|      |     |                   |                | Place: 11   | 40  | 35  | 28*   | 29T   | 4   | 24     |
| 25   | 47  | Cole Casanova     | Army           | Diff: 5.300   | 4.700   | 4.900   | 5.200   | 4.900   | 4.300   |        |
|      |     |                   |                | Exec: 7.750   | 7.650   | 8.400   | 8.100   | 8.200   | 8.250   |        |
|      |     |                   |                | ND: _____   | _____   | _____   | _____   | _____   | _____   |        |
|      |     |                   |                | Final: 13.050   | 12.350  | 13.300  | 13.300  | 13.100  | 12.550  | 77.650 |
|      |     |                   |                | Place: 27T  | 26T   | 18*   | 42  | 17  | 33T   | 25     |
| 26   | 18  | Alexei Vernyi     | Univ Oklahoma  | Diff: 5.500   | 4.300   | 4.400   | 5.200   | 5.000   | 4.900   |        |
|      |     |                   |                | Exec: 7.550   | 8.100   | 8.450   | 9.200   | 7.400   | 7.700   |        |
|      |     |                   |                | ND: -0.500  | _____   | _____   | _____   | _____   | _____   |        |
|      |     |                   |                | Final: 12.550   | 12.400  | 12.850  | 14.400  | 12.400  | 12.600  | 77.200 |
|      |     |                   |                | Place: 39T  | 25  | 32T   | 10*   | 33T   | 31T   | 26     |
| 27T  | 61  | Mike Fletcher     | Univ Illinois  | Diff: 5.200   | 4.500   | 4.300   | 5.200   | 5.300   | 4.300   |        |
|      |     |                   |                | Exec: 7.800   | 9.000   | 8.500   | 9.350   | 5.950   | 7.950   |        |
|      |     |                   |                | ND: -0.300  | _____   | _____   | -0.100  | _____   | _____   |        |
|      |     |                   |                | Final: 12.700   | 13.500  | 12.800  | 14.450  | 11.250  | 12.250  | 76.950 |
|      |     |                   |                | Place: 37   | 5T  | 34  | 7T  | 41  | 36  | 27T    |
| 27T  | 20  | Shane Wiskus      | Univ Minnesota | Diff: 5.500   | 4.500   | 4.700   | 4.800   | 5.900   | 5.400   |        |
|      |     |                   |                | Exec: 7.400   | 7.100   | 7.750   | 9.000   | 7.300   | 7.600   |        |
|      |     |                   |                | ND: _____   | _____   | _____   | _____   | _____   | _____   |        |
|      |     |                   |                | Final: 12.900   | 11.600  | 12.450  | 13.800  | 13.200  | 13.000  | 76.950 |
|      |     |                   |                | Place: 32T  | 38  | 41  | 26T   | 14T   | 21T   | 27T    |
| 29   | 3   | Ryan McVay        | Navy           | Diff: 4.900   | 4.000   | 4.500   | 4.000   | 4.300   | 4.500   |        |
|      |     |                   |                | Exec: 8.250   | 7.100   | 8.550   | 8.600   | 8.450   | 8.350   |        |
|      |     |                   |                | ND: _____   | _____   | _____   | _____   | _____   | _____   |        |
|      |     |                   |                | Final: 13.150   | 11.100  | 13.050  | 12.600  | 12.750  | 12.850  | 75.500 |
|      |     |                   |                | Place: 25   | 42  | 26*   | 46  | 27T   | 28  | 29     |
| 30   | 82  | Spencer Goodell   | Univ Oklahoma  | Diff: 5.100   | 4.100   | 4.400   | 5.200   | 4.600   | 4.500   |        |
|      |     |                   |                | Exec: 8.500   | 7.900   | 8.600   | 8.150   | 7.650   | 6.450   |        |
|      |     |                   |                | ND: _____   | _____   | _____   | _____   | _____   | _____   |        |
|      |     |                   |                | Final: 13.600   | 12.000  | 13.000  | 13.350  | 12.250  | 10.950  | 75.150 |
|      |     |                   |                | Place: 12T  | 33  | 28T   | 39T   | 35  | 45  | 30     |

# 2019 Winter Cup Prelims

## Meet Results







Feb 15, 2019

Page: 4

Printed: 2/15/2019 9:30 PM

Men / SR / All

Session: 2

| Rank | Num | Name           | Gym           |  |  |  |  |  |  | AA     |
|------|-----|----------------|---------------|---|---|---|---|---|---|--------|
| 31   | 44  | Emyre Cole     | Univ Michigan | Diff: 5.600   | 4.400   | 4.400   | 5.200   | 5.000   | 4.700   |        |
|      |     |                |               | Exec: 8.650   | 7.800   | 8.300   | 8.500   | 6.100   | 6.650   |        |
|      |     |                |               | ND: _____   | _____   | _____   | -0.300  | _____   | _____   |        |
|      |     |                |               | Final: 14.250   | 12.200  | 12.700  | 13.400  | 11.100  | 11.350  | 75.000 |
|      |     |                |               | Place: 5  | 30  | 36T   | 37T   | 42  | 43  | 31     |
| 32T  | 26  | Jake Brodarzon | Univ Iowa     | Diff: 5.100   | 4.000   | 5.100   | 4.800   | 4.900   | 3.900   |        |
|      |     |                |               | Exec: 6.950   | 6.100   | 8.400   | 9.150   | 8.000   | 8.750   |        |
|      |     |                |               | ND: -0.200  | _____   | _____   | _____   | _____   | _____   |        |
|      |     |                |               | Final: 11.850   | 10.100  | 13.500  | 13.950  | 12.900  | 12.650  | 74.950 |
|      |     |                |               | Place: 45   | 44  | 14  | 21  | 23  | 30  | 32T    |
| 32T  | 39  | Kyte Crigger   | UC Berkeley   | Diff: 5.500   | 4.000   | 4.500   | 4.000   | 5.000   | 4.600   |        |
|      |     |                |               | Exec: 7.750   | 6.450   | 8.050   | 9.050   | 7.750   | 8.400   |        |
|      |     |                |               | ND: _____   | _____   | _____   | -0.100  | _____   | _____   |        |
|      |     |                |               | Final: 13.250   | 10.450  | 12.550  | 12.950  | 12.750  | 13.000  | 74.950 |
|      |     |                |               | Place: 23   | 43  | 40  | 44  | 27T   | 21T   | 32T    |
| 34   | 28  | Marvin Kimble  | Salto Gym     | Diff: 4.700   | 6.300   | 5.900   | 5.600   | 5.500   | 4.900   |        |
|      |     |                |               | Exec: 7.450   | 6.050   | 8.050   | 8.250   | 6.500   | 5.900   |        |
|      |     |                |               | ND: -0.200  | _____   | _____   | _____   | _____   | _____   |        |
|      |     |                |               | Final: 11.950   | 12.350  | 13.950  | 13.850  | 12.000  | 10.800  | 74.900 |
|      |     |                |               | Place: 44   | 26T   | 7T  | 23T   | 39T   | 46  | 34     |
| 35   | 76  | Bennet Huang   | Univ Iowa     | Diff: 5.200   | 4.700   | 4.300   | 4.800   | 4.300   | 4.200   |        |
|      |     |                |               | Exec: 8.550   | 6.850   | 7.950   | 8.950   | 6.050   | 8.400   |        |
|      |     |                |               | ND: _____   | _____   | _____   | _____   | _____   | _____   |        |
|      |     |                |               | Final: 13.750   | 11.550  | 12.250  | 13.750  | 10.350  | 12.600  | 74.250 |
|      |     |                |               | Place: 7T   | 39  | 42  | 28*   | 46  | 31T   | 35     |
| 36   | 74  | Ian Gunther    | Stanford      | Diff: 4.800   | 5.400   | 4.900   | 4.800   | 4.700   | 4.700   |        |
|      |     |                |               | Exec: 8.050   | 6.900   | 8.800   | 7.500   | 7.450   | 6.450   |        |
|      |     |                |               | ND: _____   | _____   | _____   | -0.300  | _____   | _____   |        |
|      |     |                |               | Final: 12.850   | 12.300  | 13.700  | 12.000  | 12.150  | 11.150  | 74.150 |
|      |     |                |               | Place: 34T  | 28T   | 9T  | 47  | 37T   | 44  | 36     |
| 37   | 85  | Kevin Penev    | Univ Michigan | Diff: 5.700   | 4.500   | 4.600   | 4.800   | 4.200   | 4.700   |        |
|      |     |                |               | Exec: 7.850   | 7.300   | 7.200   | 8.900   | 6.400   | 7.700   |        |
|      |     |                |               | ND: _____   | _____   | _____   | _____   | _____   | _____   |        |
|      |     |                |               | Final: 13.550   | 11.800  | 11.800  | 13.700  | 10.600  | 12.400  | 73.850 |
|      |     |                |               | Place: 14T  | 36T   | 43  | 31  | 44  | 35  | 37     |
| 38   | 45  | Bailey Perez   | Stanford      | Diff: 5.300   | 3.300   | 4.400   | 5.200   | 4.600   | 4.500   |        |
|      |     |                |               | Exec: 7.850   | 5.100   | 8.500   | 8.300   | 8.350   | 8.450   |        |
|      |     |                |               | ND: -0.100  | _____   | _____   | _____   | _____   | _____   |        |
|      |     |                |               | Final: 13.050   | 8.400   | 12.900  | 13.500  | 12.950  | 12.950  | 73.750 |
|      |     |                |               | Place: 27T  | 46  | 31  | 35  | 20T   | 25T   | 38     |
| 39   | 36  | Kanji Oyama    | U.S.O.T.C.    | Diff: 5.200   | 5.200   | 5.300   | 5.200   | 5.500   | 4.900   |        |
|      |     |                |               | Exec: 6.100   | 6.100   | 8.300   | 9.100   | 5.050   | 7.000   |        |
|      |     |                |               | ND: _____   | _____   | _____   | _____   | _____   | _____   |        |
|      |     |                |               | Final: 11.300   | 11.300  | 13.600  | 14.300  | 10.550  | 11.900  | 72.950 |
|      |     |                |               | Place: 47   | 41  | 11T   | 13  | 45  | 42  | 39     |
| 40   | 13  | Eddie Penev    | U.S.O.T.C.    | Diff: 5.800   | 5.200   | _____   | 5.200   | 5.300   | 5.300   |        |
|      |     |                |               | Exec: 8.000   | 7.900   | _____   | 9.600   | 6.700   | 7.250   |        |
|      |     |                |               | ND: _____   | _____   | _____   | _____   | _____   | _____   |        |
|      |     |                |               | Final: 13.800   | 13.100  | _____   | 14.800  | 12.000  | 12.550  | 66.250 |
|      |     |                |               | Place: 6  | 13  | 45*   | 2   | 39T   | 33T   | 40     |

# 2019 Winter Cup Prelims

## Meet Results







Feb 15, 2019

Page: 5

Printed: 2/15/2019 9:30 PM

Men / SR / All

Session: 2

| Rank | Num | Name                | Gym           |  |  |  |  |  |  | AA     |
|------|-----|---------------------|---------------|---|---|---|---|---|---|--------|
| 41   | 15  | Kyle King           | Univ Nebraska | Diff: 5.200   | 4.700   | 0.000   | 5.200   | 4.800   | 4.800   |        |
|      |     |                     |               | Exec: 8.200   | 7.850   | 0.000   | 9.300   | 7.650   | 8.250   |        |
|      |     |                     |               | ND: -0.100  |   |   |   | -0.300  |   |        |
|      |     |                     |               | Final: 13.300   | 12.550  | 0.000   | 14.500  | 12.150  | 13.050  | 65.550 |
|      |     |                     |               | Place: 21T  | 22T   | 45*   | 5*  | 37T   | 19T   | 41     |
| 42   | 50  | Sebastian Quiana    | Univ Illinois | Diff: 5.500   |   |   | 4.800   | 5.200   | 5.300   |        |
|      |     |                     |               | Exec: 8.250   |   |   | 9.050   | 7.250   | 8.050   |        |
|      |     |                     |               | ND:   |   |   |   |   |   |        |
|      |     |                     |               | Final: 13.750   |   |   | 13.850  | 12.450  | 13.350  | 53.400 |
|      |     |                     |               | Place: 7*   | 47*   | 45*   | 23T   | 32  | 15T   | 42     |
| 43   | 29  | Donnell Whittenburg | U.S.O.T.C.    | Diff: 5.200   | 0.000   | 0.000   | 5.200   | 6.000   | 5.500   |        |
|      |     |                     |               | Exec: 7.800   | 0.000   | 0.000   | 8.450   | 7.550   | 7.500   |        |
|      |     |                     |               | ND:   |   |   | -0.300  |   |   |        |
|      |     |                     |               | Final: 13.000   | 0.000   | 0.000   | 13.350  | 13.550  | 13.000  | 52.900 |
|      |     |                     |               | Place: 29   | 47*   | 45*   | 39T   | 8   | 21T   | 43     |
| 44   | 65  | Evan Kriley         | Univ Nebraska | Diff: 0.000   | 4.900   | 4.300   | 0.000   | 4.600   | 4.600   |        |
|      |     |                     |               | Exec: 0.000   | 8.450   | 8.550   | 0.000   | 8.000   | 8.350   |        |
|      |     |                     |               | ND:   |   |   |   |   |   |        |
|      |     |                     |               | Final: 0.000  | 13.350  | 12.850  | 0.000   | 12.600  | 12.950  | 51.750 |
|      |     |                     |               | Place: 48*  | 8   | 32T   | 48*   | 29T   | 25T   | 44     |
| 45   | 53  | Alexander Frack     | Penn State    | Diff: .   | 5.300   | 4.400   |   | 4.700   | 4.900   |        |
|      |     |                     |               | Exec: .   | 7.000   | 8.250   |   | 7.700   | 7.800   |        |
|      |     |                     |               | ND:   |   |   |   |   |   |        |
|      |     |                     |               | Final: .  | 12.300  | 12.650  |   | 12.400  | 12.700  | 50.050 |
|      |     |                     |               | Place: 48*  | 28T   | 38  | 48*   | 33T   | 29  | 45     |
| 46   | 24  | Seth Delbridge      | Ohio State    | Diff: 4.700   | 0.000   | 0.000   | 4.400   | 4.700   | 4.800   |        |
|      |     |                     |               | Exec: 7.350   | 0.000   | 0.000   | 9.250   | 7.500   | 7.200   |        |
|      |     |                     |               | ND:   |   |   |   |   |   |        |
|      |     |                     |               | Final: 12.050   | 0.000   | 0.000   | 13.650  | 12.200  | 12.000  | 49.900 |
|      |     |                     |               | Place: 42T  | 47*   | 45*   | 32  | 36  | 41  | 46     |
| 47   | 23  | Will Jeffreys       | Ohio State    | Diff: 5.300   |   | 4.900   | 4.400   |   | 4.500   |        |
|      |     |                     |               | Exec: 7.500   |   | 6.750   | 9.000   |   | 6.200   |        |
|      |     |                     |               | ND:   |   |   |   |   |   |        |
|      |     |                     |               | Final: 12.800   |   | 11.650  | 13.400  |   | 10.700  | 48.550 |
|      |     |                     |               | Place: 36   | 47*   | 44  | 37T   | 47*   | 47  | 47     |
| 48   | 17  | Tyler Schaal        | Universal Gym | Diff: 4.600   | 4.600   | 6.000   | 5.200   | 0.000   | 0.000   |        |
|      |     |                     |               | Exec: 6.850   | 4.400   | 7.150   | 8.400   | 0.000   | 0.000   |        |
|      |     |                     |               | ND:   |   |   |   |   |   |        |
|      |     |                     |               | Final: 11.450   | 9.000   | 13.150  | 13.600  | 0.000   | 0.000   | 47.200 |
|      |     |                     |               | Place: 46   | 45  | 25  | 33T   | 47*   | 48*   | 48     |
| 49   | 30  | Alex Diab           | Univ Illinois | Diff: 5.600   |   | 5.700   | 5.200   |   | 0.000   |        |
|      |     |                     |               | Exec: 7.850   |   | 8.850   | 8.950   |   | 0.000   |        |
|      |     |                     |               | ND: -0.100  |   |   |   |   |   |        |
|      |     |                     |               | Final: 13.350   |   | 14.550  | 14.150  |   | 0.000   | 42.050 |
|      |     |                     |               | Place: 20   | 47*   | 2   | 16T   | 47*   | 48*   | 49     |
| 50   | 5   | Steve Nedoroscik    | Penn State    | Diff: .   | 6.100   |   |   |   |   |        |
|      |     |                     |               | Exec: .   | 9.050   |   |   |   |   |        |
|      |     |                     |               | ND:   |   |   |   |   |   |        |
|      |     |                     |               | Final: .  | 15.150  |   |   |   |   | 15.150 |
|      |     |                     |               | Place: 48*  | 1   | 45*   | 48*   | 47*   | 48*   | 50     |

# 2019 Winter Cup Prelims







## Meet Results

Feb 15, 2019

Page: 6  
Printed: 2/15/2019 9:30 PM

Men / SR / All

Session: 2

| Rank | Num | Name         | Gym            |  |  |  |  |  |  | AA     |
|------|-----|--------------|----------------|---|---|---|---|---|---|--------|
| 51   | 19  | Ellis Mannon | Univ Minnesota | Diff: . . .   | 5.600   | . . .   | . . .   | 0.000   | . . .   |        |
|      |     |              |                | Exec: . . .   | 7.300   | . . .   | . . .   | 0.000   | . . .   |        |
|      |     |              |                | ND: . . .   |   | . . .   | . . .   |   | . . .   |        |
|      |     |              |                | Final: . . .  | 12.900  | . . .   | . . .   | 0.000   | . . .   | 12.900 |
|      |     |              |                | Place: 48*  | 16T   | 45*   | 48*   | 47*   | 48*   | 51     |