









48th Artistic Gymnastics World Championships
Doha (QAT), 25 October - 3 November 2018



Men's Individual Qualifications

THU 25 OCT 2018

Intermediate Results After Subdivision 2

Rank	Bib	NOC Name					V2	Avg			Total	A-A Rank
			V1	V1	V1	V1						
1 RUS - Russian Federation												
	330	BELYAVSKIY David	12.500	14.000	13.533	14.333			15.033	13.933	83.332	(3)
	331	DALALOYAN Artur	14.833	11.766	14.100	14.666	14.866	14.766	15.041	14.166	84.572	(2)
	332	KUKSENKOV Nikolai		12.966						13.300		
	333	LANKIN Dmitrii	13.900		14.300	14.366	14.300	14.333	14.733			
	334	NAGORNYI Nikita	14.800	14.000	14.633	14.733	14.633	14.683	14.966	13.966	87.098	(1)
		Total	43.533 (1)	40.966 (1)	43.033 (1)	43.765 (1)			45.040 (1)	42.065 (1)	258.402	
2 NED - Netherlands												
	296	DEURLOO Bart	13.700	12.600	13.600	14.266				14.033		
	297	LOUWIJE Bram	13.000	12.600	11.800	13.666			13.866	12.866	77.798	(11)
	298	RIJKEN Frank	13.600	10.233	13.200	DNS			14.033	13.000	DNF	
	299	SCHMIDT Casimir	14.200	12.333	13.433	14.400			13.966			
	300	ZONDERLAND Epke							14.633	14.400		
		Total	41.500 (4)	37.533 (2)	40.233 (4)	42.332 (4)			42.632 (2)	41.433 (2)	245.663	
3 FRA - France												
	199	BORELLO Antoine	13.100	11.633	12.533	12.800			12.200	12.933	75.199	(16)
	201	DEGOUY Paul	13.600		12.133	14.233			13.700	13.700		
	202	FRASCA Loris	14.200	10.100	13.433	14.833	13.300	14.066	13.633	12.700	78.899	(5)
	203	GOBAUX Julien	13.833	10.966	13.800	13.866			12.633	13.433	78.531	(8)
	204	TOMMASONE Cyril		14.241								
		Total	41.633 (3)	36.840 (3)	39.766 (5)	42.932 (2)			39.966 (6)	40.066 (3)	241.203	
4 BEL - Belgium												
	129	GENTGES Maxime	13.733	12.658	12.866	13.400			13.525	11.900	78.082	(10)
	130	GOOSSENS Dennis			14.533							
	131	KUAVITA Noah	13.966	10.000	12.533	13.800			13.700	12.600	76.599	(13)
	132	van den KEYBUS Luka	11.966	9.266		13.600			13.133	12.833		
	134	VROLIX Jonathan	14.066	12.066	13.433	13.866			13.333	12.066	78.830	(7)
		Total	41.765 (2)	34.724 (6)	40.832 (2)	41.266 (7)			40.558 (4)	37.499 (9)	236.644	
5 ROU - Romania												
	324	BATAGA Cristian Ioan		11.633	13.700				13.533	12.533		
	325	DRAGULESCU Marian	13.900			14.100	DNS	DNF				
	327	SZABO Rafael	12.200	6.633	13.233	13.933			12.900	11.666	70.565	(21)
	328	KOTRONG Adelin	13.500	8.233	DNS	14.366			DNS	12.266	DNF	
	329	MUNTEAN Andrei Vasile	13.500	10.800	13.858	14.433			14.400	13.233	80.224	(4)
		Total	40.900 (6)	30.666 (10)	40.791 (3)	42.899 (3)			40.833 (3)	38.032 (5)	234.121	











48th Artistic Gymnastics World Championships
Doha (QAT), 25 October - 3 November 2018



Men's Individual Qualifications

THU 25 OCT 2018

Intermediate Results After Subdivision 2

Rank	Bib	NOC Name					V1	V2	Avg			Total	A-A Rank
6 FIN - Finland													
	193	CARD Franz	11.766	11.633	12.700	12.866				12.733	12.533	74.231	(17)
	194	KANERVA Juho		12.716									
	195	KIRMES Oskar	13.866	11.366	12.866	13.633				13.500	13.100	78.331	(9)
	196	KOSKI Elias	13.533	11.733	13.033	13.700				11.133	12.333	75.465	(15)
	198	SAARENKETO Heikki	13.900			14.400		14.000	14.200				
		Total	<u>41.299</u> (5)	36.082(5)	38.599(6)	41.733(6)				37.366(8)	37.966(6)	233.045	
7 BLR - Belarus													
	135	ANTROPAU Raman	12.866	10.233	12.633	13.133				12.833	12.200	73.898	(19)
	136	LIKHOVITSKIY Andrey	13.000	12.533	12.600	13.200				14.100	13.433	78.866	(6)
	137	SANUVONH Dzianis	13.700	11.400	12.100	14.566				13.133	12.000	76.899	(12)
	138	SHARAMKOU Yahor	13.333	10.200		14.100		13.633	13.866	DNS			
	139	TSIARESHCHANKA Kiryl			13.366						12.066		
		Total	40.033(7)	<u>34.166</u> (7)	38.599(6)	41.866(5)				40.066(5)	37.699(7)	232.429	
8 AUT - Austria													
	118	HOECK Vinzenz		11.158	14.133	13.433				11.866	12.766		
	119	KRANZLMUELLER Lukas	11.666		12.100	12.866					12.300		
	120	KRANZLMUELLER Severin	12.733	11.200	12.066	12.900				13.200			
	121	SCHWAB Matthias	12.066	11.166	12.100	13.300				12.833	12.600	74.065	(18)
	122	SEREINIG Fabio	11.433	10.033						12.133	11.533		
		Total	36.465(9)	33.524(9)	38.333(8)	39.633(9)				<u>38.166</u> (7)	37.666(8)	223.787	
9 UZB - Uzbekistan													
	383	ABDURAKHIMOV Rasuljon	13.400	11.633	12.800	12.666				13.466	11.633	75.598	(14)
	384	ABDUSAMATOV Khusniddin		9.700						12.100	11.500		
	385	AZIMOV Abdulla	12.533	12.266	12.133	13.033				11.466	11.466	72.897	(20)
	386	KHAMROKULOV Akobir	12.166	7.533	12.366	14.000							
	387	TOSHPULATOV Bobur	12.733		11.900	13.633				11.433	9.766		
		Total	38.666(8)	33.599(8)	<u>37.299</u> (9)	40.666(8)				37.032(9)	34.599(10)	221.861	
10 CRO - Croatia													
	166	KOVACEVIC Anton	10.900		5.466	10.300					13.433		
	167	KUSAN Leonardo		11.300	6.133	10.066				7.033			
	168	SELIGMAN Robert		12.400		10.166				11.633			
	169	SRBIC Tin	11.466							10.900	14.300		
	170	UDE Filip	12.300	13.000	6.283						11.966		
		Total	34.666(10)	36.700(4)	17.882(10)	30.532(10)				29.566(10)	<u>39.699</u> (4)	189.045	

INDIVIDUALS

SGP - Singapore

336	TAY Wei An Terry	9.066	<u>9.666</u>	11.533	13.500					12.000	10.400	66.165	(22)
-----	------------------	-------	--------------	--------	--------	--	--	--	--	--------	--------	--------	------

LONGINES Official Results Provider





48th Artistic Gymnastics World Championships
Doha (QAT), 25 October - 3 November 2018



Men's Individual Qualifications

THU 25 OCT 2018

Intermediate Results After Subdivision 2

Rank	Bib	NOC Name					V1	V2	Avg			Total	A-A Rank
PER - Peru													
	311	AGUERO Daniel	<u>13.500</u>	3.766	12.100	14.200		13.566	13.883	12.700	DNS	DNF	
	312	LEON PRADO Arian	<u>11.466</u>	9.233	10.266	12.733				DNS	11.583	DNF	

Note:
Underlined totals indicate starting apparatus.
Italics indicate the low (discarded) score.

Legend:

A-A All-Around	Avg. Average	DNF Did Not Finish	DNS Did Not Start	Vx Vault Number (x=1-2)
Floor Exercise	Pommel Horse	Rings	Vault	Parallel Bars
				Horizontal Bar

LONGINES Official Results Provider

