

# 2016 U.S. Olympic Trials - Men Day 1

## Meet Results







Jun 23, 2016

Page: 1  
Printed: 6/23/2016 9:57:17 PM

Men / SR / All

Session: 2M

Judge's Signatures

Rank	Num	Name	Gym							AA
1	22	Sam Mikulak	Tm Hilton/USOTC	Diff: 6.800	6.200	6.100	6.000	6.700	6.700	
				Exec: 8.850	9.225	8.925	9.275	8.275	7.600	
				ND:						
				Final: 15.650	15.425	15.025	15.275	14.975	14.300	90.650
				Place: 1	2	7	1	8	10	1
2	16	Chris Brooks	Tm Hilton/USOTC	Diff: 6.000	5.700	6.000	5.600	6.500	6.700	
				Exec: 8.775	8.100	8.775	9.400	9.000	8.625	
				ND:						
				Final: 14.775	13.800	14.775	15.000	15.500	15.325	89.175
				Place: 11	13	8T	9	3	2	2
3	41	Danell Leyva	Tm Hilton/Universal	Diff: 6.400	6.000	5.800	5.600	6.900	7.100	
				Exec: 8.150	8.675	8.100	9.475	8.700	8.125	
				ND: -0.300						
				Final: 14.250	14.675	13.900	15.075	15.600	15.225	88.725
				Place: 14	5	16	7	2	3	3
4	3	Donothan Bailey	Tm Hilton/USOTC	Diff: 6.500	6.500	6.000	5.600	6.100	6.200	
				Exec: 8.600	8.650	8.250	9.300	8.425	8.225	
				ND:						
				Final: 15.100	15.150	14.250	14.900	14.525	14.425	88.350
				Place: 5T	4	12	11	12T	8*	4
5T	24	Jacob Dalton	Tm Hilton/Oklahoma	Diff: 6.700	5.000	6.400	6.000	6.500	6.300	
				Exec: 8.825	8.450	8.750	9.325	7.650	8.525	
				ND:			-0.100			
				Final: 15.525	13.450	15.150	15.225	14.150	14.825	88.325
				Place: 2	17	5	2	16	4	5T
5T	29	Donnell Whittenburg	Tm Hilton/USOTC	Diff: 6.800	5.900	6.700	6.000	6.900	6.100	
				Exec: 8.300	7.825	8.475	9.250	8.800	7.375	
				ND:			-0.100			
				Final: 15.100	13.725	15.175	15.150	15.700	13.475	88.325
				Place: 5T	14	4	4	1	14	5T
7	4	Yul Moldauer	Oklahoma	Diff: 6.300	5.600	6.100	5.600	6.300	5.400	
				Exec: 8.700	9.000	8.500	9.500	9.050	7.550	
				ND:						
				Final: 15.000	14.600	14.600	15.100	15.350	12.950	87.600
				Place: 7T	6	10	6	5	15	7
8	27	Akash Modi	Stanford	Diff: 6.500	6.400	5.500	5.600	6.600	6.400	
				Exec: 8.375	7.725	8.675	9.025	8.625	8.350	
				ND:			-0.300			
				Final: 14.875	14.125	14.175	14.325	15.225	14.750	87.475
				Place: 10	10	14T	15	6	5	8
9	5	Brandon Wynn	Tm Hilton/OSU	Diff: 6.100	5.200	6.800	5.600	6.600	6.000	
				Exec: 8.200	8.275	8.400	9.225	8.475	8.125	
				ND:						
				Final: 14.300	13.475	15.200	14.825	15.075	14.125	87.000
				Place: 13	15T	3	12	7	11	9
10	15	Paul Ruggeri III	Tm Hilton/USOTC	Diff: 6.700	5.000	5.600	5.800	6.300	6.800	
				Exec: 8.300	8.250	8.575	9.375	8.300	7.850	
				ND:						
				Final: 15.000	13.250	14.175	15.175	14.600	14.650	86.850
				Place: 7T	18	14T	3	10*	6	10







# 2016 U.S. Olympic Trials - Men Day 1

## Meet Results

Jun 23, 2016

Page: 2  
Printed: 6/23/2016 9:57:17 PM

Men / SR / All  
Session: 2M

Rank	Num	Name	Gym							AA
11	36	Kanji Oyama	Oklahoma	Diff: 6.200	5.500	6.000	5.600	5.800	5.600	
				Exec: 8.025	8.425	8.225	9.325	8.675	8.400	
				ND: _____	_____	_____	_____	_____	_____	
				Final: 14.225	13.925	14.225	14.925	14.475	14.000	85.775
				Place: 15	12	13	10	14	12	11
12	28	Marvin Kimble	Tm Hilton/USOTC	Diff: 5.600	6.700	6.200	6.000	6.000	6.500	
				Exec: 7.600	8.575	8.575	8.275	8.750	7.425	
				ND: -0.300	_____	_____	-0.300	_____	_____	
				Final: 12.900	15.275	14.775	13.975	14.750	13.925	85.600
				Place: 16	3	8T	16	9	13	12
13	17	Alex Naddour	Tm Hilton/USAYouth	Diff: 6.400	6.800	6.400	6.000	6.300	_____	
				Exec: 8.525	8.850	8.825	9.225	8.300	_____	
				ND: _____	_____	_____	-0.100	_____	_____	
				Final: 14.925	15.650	15.225	15.125	14.600	_____	75.525
				Place: 9	1	2	5	10*	16*	13
14	13	Eddie Penev	Tm Hilton/USOTC	Diff: 6.700	5.700	_____	5.800	5.900	6.200	
				Exec: 8.475	8.500	_____	9.225	8.625	8.225	
				ND: _____	_____	_____	_____	_____	_____	
				Final: 15.175	14.200	_____	15.025	14.525	14.425	73.350
				Place: 4	8T	18	8	12T	8*	14
15	50	Steven Legendre	Tm Hilton/Oklahoma	Diff: 6.800	5.600	6.100	6.000	6.000	0.000	
				Exec: 8.700	8.500	8.425	8.650	7.575	0.000	
				ND: _____	_____	_____	_____	-0.300	_____	
				Final: 15.500	14.100	14.525	14.650	13.275	0.000	72.050
				Place: 3	11	11	14	18	16*	15
16	49	Sean Melton	Ohio State	Diff: 6.200	5.400	6.300	5.600	6.100	0.000	
				Exec: 8.550	8.075	7.450	9.175	8.100	0.000	
				ND: _____	_____	_____	_____	_____	_____	
				Final: 14.750	13.475	13.750	14.775	14.200	0.000	70.950
				Place: 12	15T	17	13	15	16*	16
17	23	John Orozco	Tm Hilton/USOTC	Diff: _____	6.100	6.300	_____	6.700	6.800	
				Exec: _____	8.275	8.750	_____	8.750	8.675	
				ND: _____	_____	_____	_____	_____	_____	
				Final: _____	14.375	15.050	_____	15.450	15.475	60.350
				Place: 17*	7	6	17*	4	1	17
18	19	CJ Maestas	U.S.O.T.C.	Diff: _____	6.100	6.700	_____	6.000	6.500	
				Exec: _____	8.100	8.850	_____	7.800	8.025	
				ND: _____	_____	_____	_____	_____	_____	
				Final: _____	14.200	15.550	_____	13.800	14.525	58.075
				Place: 17*	8T	1	17*	17	7	18