

# 2016 P&G Championships - SR Men Day 1

## Meet Results







Jun 3, 2016

Page: 1  
Printed: 6/3/2016 9:55 PM

Men / SR / All

Session: 1M







Judge's Signatures

Rank	Num	Name	Gym							AA
1	29	Donnell Whittenburg	Tm Hilton/USOTC	Diff: 6.800	5.800	6.700	6.000	6.900	6.500	
				Exec: 8.250	8.000	9.250	9.200	8.250	8.550	
				ND: _____	_____	_____	_____	-0.300	_____	
				Final: 15.050	13.800	15.950	15.200	14.850	15.050	89.900
				Place: 5	18	1	5	9	5	1
2	22	Sam Mikulak	Tm Hilton/USOTC	Diff: 6.700	6.200	6.100	5.600	6.700	6.800	
				Exec: 6.900	8.850	9.100	9.350	8.750	8.900	
				ND: -0.100	_____	_____	_____	_____	_____	
				Final: 13.500	15.050	15.200	14.950	15.450	15.700	89.850
				Place: 36	3	6	14	2	1	2
3	16	Chris Brooks	Tm Hilton/USOTC	Diff: 6.000	5.800	6.000	5.600	6.500	6.700	
				Exec: 8.650	8.200	9.050	9.450	8.850	8.700	
				ND: _____	_____	_____	_____	_____	_____	
				Final: 14.650	14.000	15.050	15.050	15.350	15.400	89.500
				Place: 12T	14T	9	11	3	3	3
4	24	Jacob Dalton	Tm Hilton/Oklahoma	Diff: 6.700	5.000	6.400	6.000	6.500	6.300	
				Exec: 8.700	8.600	9.100	9.350	8.400	8.350	
				ND: _____	_____	_____	_____	_____	_____	
				Final: 15.400	13.600	15.500	15.350	14.900	14.650	89.400
				Place: 1	22T	3T	3	8	9	4
5	4	Yul Moldauer	Oklahoma	Diff: 6.300	5.600	6.100	5.600	6.300	5.700	
				Exec: 8.900	9.050	9.050	9.500	8.750	8.500	
				ND: -0.100	_____	_____	_____	_____	_____	
				Final: 15.100	14.650	15.150	15.100	15.050	14.200	89.250
				Place: 4	6	7T	7*	7	18T	5
6	27	Akash Modi	Stanford	Diff: 6.500	6.400	5.500	5.600	6.600	6.200	
				Exec: 8.400	8.400	9.150	9.250	8.500	8.650	
				ND: _____	_____	_____	_____	_____	_____	
				Final: 14.900	14.800	14.650	14.850	15.100	14.850	89.150
				Place: 8	5	14T	15*	5T	6T	6
7	49	Sean Melton	Ohio State	Diff: 6.200	5.600	6.300	5.600	6.500	5.700	
				Exec: 8.450	8.500	8.850	9.250	9.050	8.900	
				ND: _____	_____	_____	_____	_____	_____	
				Final: 14.650	14.100	15.150	14.850	15.550	14.600	88.900
				Place: 12T	12T	7T	15*	1	10T	7
8	28	Marvin Kimble	Tm Hilton/USOTC	Diff: 5.700	6.700	6.200	6.000	6.000	6.500	
				Exec: 8.700	7.850	8.600	8.800	8.800	8.250	
				ND: _____	_____	_____	-0.300	_____	_____	
				Final: 14.400	14.550	14.800	14.500	14.800	14.750	87.800
				Place: 20T	8T	11T	26T	10T	8	8
9	15	Paul Ruggeri III	Tm Hilton/USOTC	Diff: 6.700	5.000	5.600	5.800	6.300	6.800	
				Exec: 8.650	8.100	8.600	9.200	8.100	8.800	
				ND: _____	_____	_____	_____	_____	_____	
				Final: 15.350	13.100	14.200	15.000	14.400	15.600	87.650
				Place: 2	28	21T	12T	17	2	9
10	19	CJ Maestas	U.S.O.T.C.	Diff: 5.900	6.100	6.700	4.800	6.400	6.700	
				Exec: 8.500	7.650	9.000	9.300	8.300	8.150	
				ND: _____	_____	_____	_____	_____	_____	
				Final: 14.400	13.750	15.700	14.100	14.700	14.850	87.500
				Place: 20T	19T	2	35T	12T	6T	10

# 2016 P&G Championships - SR Men Day 1

## Meet Results







Jun 3, 2016

Rank	Num	Name	Gym							AA
11	23	John Orozco	Tm Hilton/USOTC	Diff: 5.500	6.400	6.300	4.800	6.500	6.800	
				Exec: 8.700	7.500	8.500	9.500	8.600	8.300	
				ND: .	.	.	.	.	.	
				Final: 14.200	13.900	14.800	14.300	15.100	15.100	87.400
				Place: 28	16	11T	31	5T	4	11
12	41	Danell Leyva	Tm Hilton/Universal	Diff: 6.400	6.000	5.800	5.200	6.900	7.300	
				Exec: 8.400	8.550	7.450	9.350	8.250	7.300	
				ND: .	.	.	.	.	.	
				Final: 14.800	14.550	13.250	14.550	15.150	14.600	86.900
				Place: 9	8T	37	25	4	10T	12
13	17	Alex Naddour	Tm Hilton/USAYouth	Diff: 6.400	6.800	6.400	6.000	5.900	5.600	
				Exec: 8.550	7.300	8.900	9.200	7.200	8.500	
				ND: .	.	.	-0.100	.	.	
				Final: 14.950	14.100	15.300	15.100	13.100	14.100	86.650
				Place: 7	12T	5	7*	33T	21T	13
14T	33	Colin VanWicklen	Oklahoma	Diff: 6.100	5.000	5.500	6.000	5.700	5.600	
				Exec: 8.500	8.400	8.900	9.200	8.750	8.600	
				ND: .	.	.	-0.100	.	.	
				Final: 14.600	13.400	14.400	15.100	14.450	14.200	86.150
				Place: 14*	24	20	7*	15*	18*	14T
14T	36	Kanji Oyama	Oklahoma	Diff: 6.200	5.900	6.000	5.600	5.800	5.600	
				Exec: 8.100	7.850	8.650	9.250	9.000	8.600	
				ND: -0.300	.	.	-0.100	.	.	
				Final: 14.000	13.750	14.650	14.750	14.800	14.200	86.150
				Place: 33	19T	14T	20T	10T	18*	14T
16	13	Eddie Penev	Tm Hilton/USOTC	Diff: 6.700	5.700	5.200	5.800	5.900	6.200	
				Exec: 8.500	8.300	8.850	8.200	8.350	8.250	
				ND: .	.	.	.	.	.	
				Final: 15.200	14.000	14.050	14.000	14.250	14.450	85.950
				Place: 3	14T	27T	37	18T	12*	16
17	50	Steven Legendre	Tm Hilton/Oklahoma	Diff: 6.800	5.000	6.100	5.600	6.400	5.500	
				Exec: 7.550	8.650	8.900	9.550	7.750	8.000	
				ND: .	.	.	.	.	.	
				Final: 14.350	13.650	15.000	15.150	14.150	13.500	85.800
				Place: 22T	21	10	6	20T	30*	17
18	2	Joshua Dixon	U.S.O.T.C.	Diff: 6.600	5.800	5.400	5.800	5.500	6.500	
				Exec: 8.400	7.400	8.800	9.500	8.400	7.600	
				ND: .	.	.	.	.	.	
				Final: 15.000	13.200	14.200	15.300	13.900	14.100	85.700
				Place: 6	26	21T	4	24T	21T	18
19	3	Donothan Bailey	Tm Hilton/USOTC	Diff: 5.800	6.500	6.000	5.600	6.100	6.200	
				Exec: 7.750	8.800	8.600	8.800	7.650	8.250	
				ND: -0.100	.	.	-0.300	.	.	
				Final: 13.450	15.300	14.600	14.100	13.750	14.450	85.650
				Place: 37	1	17	35T	27	12*	19
20	31	Kyle Zemeir	UC Berkeley	Diff: 6.300	5.700	5.700	5.600	5.700	5.300	
				Exec: 8.300	7.450	8.850	9.150	9.000	7.900	
				ND: .	.	.	.	.	.	
				Final: 14.600	13.150	14.550	14.750	14.700	13.200	84.950
				Place: 14T	27	18T	20T	12T	34	20

# 2016 P&G Championships - SR Men Day 1

## Meet Results







Jun 3, 2016

Rank	Num	Name	Gym							AA
21	45	Kevin Wolting	UC Berkeley	Diff: 6.000	5.600	5.400	5.600	5.300	5.800	
				Exec: 8.450	8.950	8.250	9.500	7.450	8.500	
				ND:						
				Final: 14.450	14.550	13.650	15.100	12.750	14.300	84.800
				Place: 19	8T	35	7*	37	17	21
22T	5	Brandon Wynn	Tm Hilton/OSU	Diff: 6.100	5.200	6.800	5.600	6.600	5.900	
				Exec: 8.450	7.500	8.700	8.650	7.250	8.050	
				ND:			-0.100			
				Final: 14.550	12.700	15.500	14.150	13.850	13.950	84.700
				Place: 17	33T	3T	33T	26	24	22T
22T	34	Matthew Wenske	Cypress Academy	Diff: 6.100	4.600	5.000	6.000	5.700	5.100	
				Exec: 8.400	8.200	9.200	9.400	8.750	8.250	
				ND:						
				Final: 14.500	12.800	14.200	15.400	14.450	13.350	84.700
				Place: 18	32	21T	1*	15*	33	22T
22T	14	Trevor Howard	Penn State	Diff: 6.300	4.400	6.400	5.600	5.600	5.400	
				Exec: 7.950	8.500	8.300	9.200	8.650	8.400	
				ND:						
				Final: 14.250	12.900	14.700	14.800	14.250	13.800	84.700
				Place: 27	30	13	17*	18T	26	22T
25	38	Tristan Duran	Minnesota	Diff: 5.900	5.700	5.700	5.200	5.900	5.500	
				Exec: 8.400	8.800	8.100	9.200	8.250	8.000	
				ND:						
				Final: 14.300	14.500	13.800	14.400	14.150	13.500	84.650
				Place: 24*	11	33	28	20T	30*	25
26	46	Timothy Wang	Air Force	Diff: 5.900	5.900	6.000	5.600	5.800	5.800	
				Exec: 8.150	8.950	8.050	9.200	7.300	7.700	
				ND:						
				Final: 14.050	14.850	14.050	14.800	13.100	13.500	84.350
				Place: 30T	4	27T	17*	33T	30T	26
27	6	Levi Anderson	Oklahoma	Diff: 6.000	5.400	5.600	5.200	5.400	5.900	
				Exec: 8.350	7.950	8.500	9.150	8.250	8.550	
				ND:						
				Final: 14.350	13.350	14.100	14.350	13.650	14.450	84.250
				Place: 22T	25	25T	29T	29	12*	27
28T	9	Grant Breckenridge	Stanford	Diff: 5.300	4.300	4.700	5.200	5.500	5.900	
				Exec: 8.750	7.650	9.050	9.300	9.050	8.550	
				ND:						
				Final: 14.050	11.950	13.750	14.500	14.550	14.450	83.250
				Place: 30T	36	34	26T	14	12*	28T
28T	10	Dmitri Belanovski	Michigan	Diff: 5.700	5.700	5.300	5.200	5.800	5.500	
				Exec: 8.700	7.900	8.700	9.050	8.600	7.600	
				ND: -0.100			-0.100	-0.300		
				Final: 14.300	13.600	14.000	14.150	14.100	13.100	83.250
				Place: 24T	22T	29T	33T	23	35	28T
30T	7	Matthew Felleman	Penn State	Diff: 6.000	5.500	5.500	5.200	5.700	5.600	
				Exec: 8.100	8.350	8.600	9.150	6.800	8.150	
				ND:			-0.100			
				Final: 14.100	13.850	14.100	14.250	12.500	13.750	82.550
				Place: 29	17	25T	32	38	27	30T

# 2016 P&G Championships - SR Men Day 1

## Meet Results

Jun 3, 2016

Rank	Num	Name	Gym							AA
30T	18	Robert Neff	Stanford	Diff: 5.900	4.900	5.100	5.200	5.500	5.800	
				Exec: 8.400	7.700	8.350	9.250	7.950	8.600	
				ND: _____	_____	_____	-0.100	_____	_____	
				Final: 14.300	12.600	13.450	14.350	13.450	14.400	82.550
				Place: 24*	35	36	29T	32	16	30T
32	42	Alex Diab	Illinois	Diff: 6.100	4.600	6.300	5.600	5.200	5.500	
				Exec: 8.500	8.100	8.250	8.150	8.400	7.450	
				ND: _____	_____	_____	-0.300	_____	_____	
				Final: 14.600	12.700	14.550	13.450	13.600	12.950	81.850
				Place: 14*	33T	18T	39	30T	37	32
33	39	Kiwan Watts	Above the Bar	Diff: 5.900	3.900	5.600	5.200	5.700	5.100	
				Exec: 8.850	6.500	8.400	9.500	8.450	8.500	
				ND: _____	_____	_____	_____	_____	_____	
				Final: 14.750	10.400	14.000	14.700	14.150	13.600	81.600
				Place: 10T	38T	29T	22T	20T	29	33
34	1	Emyre Cole	Michigan	Diff: 6.100	4.600	4.900	5.600	5.300	5.400	
				Exec: 8.650	5.800	8.950	9.400	7.600	8.450	
				ND: _____	_____	_____	_____	_____	_____	
				Final: 14.750	10.400	13.850	15.000	12.900	13.850	80.750
				Place: 10T	38T	32	12T	35	25	34
35	11	Drew Moling	Ohio State	Diff: 5.300	5.400	6.300	5.600	5.400	5.700	
				Exec: 8.450	7.450	8.350	8.000	6.950	8.000	
				ND: _____	_____	_____	_____	-0.300	_____	
				Final: 13.750	12.850	14.650	13.600	12.050	13.700	80.600
				Place: 35	31	14T	38	39	28	35
36	43	Adrian De Los Angeles	Michigan	Diff: 6.400	5.900	_____	5.600	5.700	5.500	
				Exec: 7.950	8.700	_____	9.200	7.450	7.550	
				ND: -0.300	_____	_____	-0.100	-0.300	_____	
				Final: 14.050	14.600	_____	14.700	12.850	13.050	69.250
				Place: 30T	7	39*	22T	36	36	36
37	44	Anthony McCallum II	Michigan	Diff: 5.900	5.200	4.800	6.000	6.100	0.000	
				Exec: 8.050	6.600	8.350	9.400	7.600	0.000	
				ND: _____	_____	_____	_____	_____	_____	
				Final: 13.950	11.800	13.150	15.400	13.700	0.000	68.000
				Place: 34	37	38	1*	28	38*	37
38	25	Leroy Clarke	Penn State	Diff: _____	5.800	5.900	_____	5.900	5.600	
				Exec: _____	7.200	8.300	_____	7.700	8.450	
				ND: _____	_____	_____	_____	_____	_____	
				Final: _____	13.000	14.200	_____	13.600	14.050	54.850
				Place: 39*	29	21T	40	30T	23	38
39	21	Tristan Duverglas	Penn State	Diff: 5.400	_____	6.400	6.000	5.500	_____	
				Exec: 7.350	_____	7.550	9.100	5.600	_____	
				ND: -0.300	_____	_____	-0.300	_____	_____	
				Final: 12.450	_____	13.950	14.800	11.100	_____	52.300
				Place: 38	40	31	17T	40	38*	39
40	47	Ellis Mannon	Minnesota	Diff: _____	6.500	_____	5.200	5.800	_____	
				Exec: _____	8.700	_____	9.500	8.100	_____	
				ND: _____	_____	_____	-0.100	_____	_____	
				Final: _____	15.200	_____	14.600	13.900	_____	43.700
				Place: 39*	2	39*	24	24T	38*	40