





2016 AT&T American Cup

Meet Results - WAG

Women / SR
Session: WAG
Competition II

Mar 5, 2016

Rank	Num	Name						AA
		Country						
1	15	Gabrielle Douglas	Diff: 5.800	6.500	6.300	6.000		
		USA	Exec: 9.300	8.766	8.666	8.833		
			ND:		
			Final: 15.100	15.266	14.966	14.833	60.165	
			Place: 1	1	1	2	1	
2	14	Maggie Nichols	Diff: 5.800	5.800	6.300	6.300		
		USA	Exec: 9.233	8.833	8.533	8.900		
			ND:		
			Final: 15.033	14.633	14.833	15.200	59.699	
			Place: 2	2	2	1	2	
3	19	Elsabeth Black	Diff: 5.800	5.800	6.200	5.800		
		CAN	Exec: 9.000	8.066	8.200	8.366		
			ND: .	.	.	-0.100		
			Final: 14.800	13.866	14.400	14.066	57.132	
			Place: 5	4	4	4	3	
4	11	Amy Tinkler	Diff: 5.800	5.700	6.100	5.900		
		GBR	Exec: 9.033	8.133	8.100	7.166		
			ND:		
			Final: 14.833	13.833	14.200	13.066	55.932	
			Place: 4	5	5	6	4	
5	12	Carlotta Ferlito	Diff: 5.300	5.500	6.100	5.600		
		ITA	Exec: 8.800	7.166	8.466	8.666		
			ND:		
			Final: 14.100	12.666	14.566	14.266	55.598	
			Place: 8	8	3	3	5	
6	16	Mai Murakami	Diff: 5.800	5.400	5.900	5.600		
		JPN	Exec: 8.866	7.666	6.933	8.266		
			ND:		
			Final: 14.666	13.066	12.833	13.866	54.431	
			Place: 6*	6	8	5	6	
7	18	Tabea Alt	Diff: 5.800	5.900	6.100	5.400		
		GER	Exec: 8.866	8.033	7.200	7.200		
			ND: .	.	.	-0.100		
			Final: 14.666	13.933	13.300	12.500	54.399	
			Place: 6*	3	6	8	7	
8	13	Tisha Volleman	Diff: 5.000	4.900	5.200	5.600		
		NED	Exec: 9.000	8.133	7.700	7.233		
			ND: .	.	.	-0.100		
			Final: 14.000	13.033	12.900	12.733	52.666	
			Place: 9	7	7	7	8	
9	17	Lorrane Oliveira	Diff: 5.800	4.900	5.400	5.400		
		BRA	Exec: 9.066	6.966	7.000	6.166		
			ND: .	-0.300	.	-0.100		
			Final: 14.866	11.566	12.400	11.466	50.298	
			Place: 3	9	9	9	9	