







48th Artistic Gymnastics World Championships
Doha (QAT), 25 October - 3 November 2018



Women's Individual Qualifications

SAT 27 OCT 2018

Intermediate Results Team + Mixed After Subdivision 5

Rank	Bib	NOC Name							Total	A-A Rank
			 V1	V2	Avg					
1 USA - United States of America										
	756	BILES Simone	15.966	15.366	15.666	14.866	14.800	15.333	60.965	(1)
	757	EAKER Kara					14.466			
	758	HURD Morgan	14.600			14.466	13.466	13.933	56.465	(2)
	760	Mc CALLUM Grace	14.600	13.533	14.066	14.100		13.800		
	761	Mc CUSKER Riley	14.266			14.133	13.100	13.266	54.765	(5)
Total			45.166 (1)			43.465 (1)	42.732 (1)	43.066 (1)	174.429	
2 JPN - Japan										
	645	HATAKEDA Hitomi	13.533			13.800	13.133	12.466	52.932	(7)
	646	KAJITA Nagi	13.333			13.550	11.866	12.400	51.149	(13)
	647	MURAKAMI Mai	14.433			13.666	13.433	14.100	55.632	(3)
	648	SUGIHARA Aiko								
	649	TERAMOTO Asuka	14.433			13.400	13.133	12.500	53.466	(6)
Total			42.399 (2)			41.016 (3)	39.699 (3)	39.066 (3)	162.180	
3 GER - Germany										
	602	BUI Kim	13.500			14.066		13.133		
	603	GRIESSER Leah				13.400	13.033	11.733		
	605	SCHEDER Sophie	13.433			14.058	13.050			
	606	SEITZ Elisabeth	13.666			14.566	11.700	12.866	52.798	(9)
	607	VOSS Sarah	14.000				13.133	12.000		
Total			41.166 (5)			42.690 (2)	39.216 (4)	37.999 (6)	161.071	
4 NED - Netherlands										
	671	POLDERMAN Kirsten	13.366					11.766		
	672	van POL Vera	13.766			13.000	11.066	12.500	50.332	(19)
	674	VISSER Naomi	13.300			13.433	12.966	13.133	52.832	(8)
	675	VOLLEMAN Tisha	0.000			12.833	12.766	13.433	39.032	(71)
	676	WEVERS Sanne				13.333	14.033			
Total			40.432 (9)			39.766 (5)	39.765 (2)	39.066 (3)	159.029	
5 BEL - Belgium										
	521	BRASSART Maellyse	13.566				11.266	12.833		
	522	DERIKS Senna	13.533			11.466				
	523	DERWAELE Nina	13.466			15.066	13.766	13.266	55.564	(4)
	524	HERMANS Rune				13.000	11.866	12.533		
	525	KLINCKAERT Axelle	13.700			12.033	13.175	13.166	52.074	(11)
Total			40.799 (7)			40.099 (4)	38.807 (5)	39.265 (2)	158.970	









48th Artistic Gymnastics World Championships
Doha (QAT), 25 October - 3 November 2018



Women's Individual Qualifications

SAT 27 OCT 2018

Intermediate Results Team + Mixed After Subdivision 5

Rank	Bib	NOC Name							Total	A-A Rank
			 V1	V2	Avg					
6 KOR - Republic of Korea										
	653	HAM Miju	13.300							
	654	KIM Jury	13.100			11.233	12.566	11.633	48.532	(33)
	655	LEE Eun Ju				12.700	12.633	12.166		
	657	YEO Seojeong	14.566	14.400	14.483	11.908	12.600	12.966	52.040	(12)
	658	YUN Narae	13.366			12.366	11.533	12.100	49.365	(27)
Total			41.232 (4)			36.974 (10)	37.799 (6)	37.232 (8)	153.237	
7 AUS - Australia										
	508	BROWN Georgia-Rose	13.466			13.400	11.133	12.366	50.365	(18)
	509	EADE Alexandra	13.500					12.900		
	510	NEDOV Emma				12.333	11.933			
	512	MODARO Erin	13.400			12.400	12.633	12.600	51.033	(14)
	513	WHITEHEAD Emily	12.666			12.900	11.566	12.533	49.665	(23)
Total			40.366 (10)			38.700 (7)	36.132 (9)	38.033 (5)	153.231	
8 PRK - Democratic People's Republic of Korea										
	696	JON Jang Mi	13.300			13.566	11.800			
	697	KIM Won Yong				12.200	12.666	10.833		
	698	KIM Su Jong	14.233	13.133	13.683	12.666	11.500	11.533	49.932	(20)
	699	PYON Rye Yong	14.000	14.266	14.133	12.900	10.733	11.866	49.499	(25)
	700	RI Su Ryon	13.100					12.766		
Total			41.533 (3)			39.132 (6)	35.966 (11)	36.165 (13)	152.796	
9 HUN - Hungary										
	618	BOECZOEGO Dorina	13.466			12.366	10.800	12.766	49.398	(26)
	619	PETER Sara	13.400					12.033		
	620	FEHER Nora	11.966			12.766	11.033	12.433	48.198	(36)
	621	KOVACS Zsofia	13.633			12.833	13.066	12.633	52.165	(10)
	622	MAKRA Noemi				12.266	12.000			
Total			40.499 (8)			37.965 (9)	36.099 (10)	37.832 (7)	152.395	
10 UKR - Ukraine										
	750	FEDOROVA Yana	13.600			12.466	11.133	11.733	48.932	(31)
	751	OSIPOVA Valeriia	13.466			11.700	11.466	12.666	49.298	(29)
	752	RADIVILOVA Angelina	13.500			12.066	10.266	11.800	47.632	(38)
	754	TITARENKO Alona								
	755	VARINSKA Diana	13.966			10.533	13.300	12.666	50.465	(16)
Total			41.066 (6)			36.232 (13)	35.899 (12)	37.132 (9)	150.329	









48th Artistic Gymnastics World Championships
Doha (QAT), 25 October - 3 November 2018



Women's Individual Qualifications

SAT 27 OCT 2018

Intermediate Results Team + Mixed After Subdivision 5

Rank	Bib	NOC Name		V2	Avg				Total	A-A Rank
			V1	V2	Avg					
11 POL - Poland										
	688	JANIK Gabriela	13.233			12.766	11.866	12.000	49.865	(21)
	689	JURKOWSKA-KOWALSKA	13.400			11.841	12.366	12.000	49.607	(24)
	690	LOPUSZANSKA Wiktoria	12.600			11.666	10.100	11.466	45.832	(50)
	691	PIHAN-KULESZA Marta	11.500			11.633	13.100	12.833	49.066	(30)
Total			39.233 (13)			36.273 (12)	37.332 (7)	36.833 (10)	149.671	
12 ARG - Argentina										
	503	DOMINICI Martina	13.466			13.033	12.166	12.333	50.998	(15)
	504	KLESA Camila				11.108				
	505	PISOS Agustina	13.066			8.066	11.433	12.066	44.631	(58)
	506	TARABINI Ayelen	13.100	12.833	12.966	12.133	13.133	10.500	48.866	(32)
	507	VAQUIE Mayra	13.366				11.666	12.033		
Total			39.932 (11)			36.274 (11)	36.965 (8)	36.432 (12)	149.603	
13 AUT - Austria										
	514	FRYSAK Bianca	12.500			11.266		11.900		
	515	HAEMMERLE Elisa				10.466	12.500			
	516	MADER Jasmin	13.200			12.100	10.400	11.766	47.466	(39)
	518	MEIXNER Christina	DNS			10.966	11.666	10.366	DNF	
	519	MOERZ Alissa	12.533				11.466	11.866		
Total			38.233 (17)			34.332 (16)	35.632 (13)	35.532 (14)	143.729	
14 POR - Portugal										
	692	DIAS Beatriz	11.766			11.100	10.900	12.000	45.766	(53)
	693	MARIANITO Mariana	12.666			10.266	9.966	12.200	45.098	(55)
	694	MARTINS Filipa	13.400			13.066	11.400	12.500	50.366	(17)
	695	PITREZ Mariana	12.500			11.100	10.466	11.700	45.766	(52)
Total			38.566 (15)			35.266 (14)	32.766 (17)	36.700 (11)	143.298	
15 COL - Colombia										
	552	ARDILA GARCIA Dayana	13.566			10.966	11.533	11.400	47.465	(40)
	553	ESCOBAR BETANCUR Ginna	12.966			12.233	9.933	12.000	47.132	(42)
	554	MESA Angelica	12.566					11.500		
	555	PARDO Valentina				11.900	11.366			
	556	VERA SANABRIA EM	12.866			10.900	10.566	DNS	DNF	
Total			39.398 (12)			35.099 (15)	33.465 (15)	34.900 (16)	142.862	











48th Artistic Gymnastics World Championships
Doha (QAT), 25 October - 3 November 2018



Women's Individual Qualifications

SAT 27 OCT 2018

Intermediate Results Team + Mixed After Subdivision 5

Rank	Bib	NOC Name							Total	A-A Rank
			V1	V2	Avg					
16	SVK - Slovakia									
	731	BUNCE Chiara	13.066			11.833	10.500	11.800	47.199	(41)
	732	KUKLOVSKA Ema	12.133				10.900	10.833		
	733	TAKACOVA Karolina								
	734	VALASTIAKOVA Veronika	12.900			9.500	11.833	11.633	45.866	(49)
	735	VYDUREKOVA Viktoria	12.733			11.766	9.400	11.300	45.199	(54)
Total			38.699 (14)			33.099 (18)	33.233 (16)	34.733 (17)	139.764	
17	NZL - New Zealand									
	682	BRETT Isabella	13.166			8.233	11.133	11.700	44.232	(60)
	683	FISHWICK Maia	11.833	DNS	DNF	11.800	12.166	11.200	46.999	(44)
	684	RYAN Charlotte	13.400	12.916	13.158	9.400	10.333	11.400	44.533	(59)
Total			38.399 (16)			29.433 (20)	33.632 (14)	34.300 (19)	135.764	
18	BLR - Belarus									
	527	LASTOUSKAYA Maryia	11.866			10.700	9.933	11.433	43.932	(62)
	528	NETSIAZHENKA A	11.800			11.266	8.100	11.533	42.699	(67)
	529	TRAUKOVA Hanna	12.933			12.100	11.133	12.066	48.232	(34)
Total			36.599 (19)			34.066 (17)	29.166 (20)	35.032 (15)	134.863	
19	CRC - Costa Rica									
	558	CASTANEDA Arianna	12.566			10.566	9.033	11.400	43.565	(64)
	559	MURILLO Mariangeles	11.933			8.500	10.300	11.533	42.266	(68)
	560	SALAS Heika del Sol	12.366			12.133	9.933	11.800	46.232	(46)
Total			36.865 (18)			31.199 (19)	29.266 (19)	34.733 (17)	132.063	

INDIVIDUALS

SWE - Sweden										
	737	CASTLES Jessica	12.825			12.000	12.233	12.800	49.858	(22)
CHI - Chile										
	545	CASTRO Simona	13.133			12.200	11.766	12.200	49.299	(28)
AZE - Azerbaijan										
	520	NEKRASOVA Marina	12.808	13.633	13.220	10.633	12.733	12.033	48.207	(35)
LAT - Latvia										
	661	VIHROVA Elina	12.800	12.633	12.716	11.900	11.166	11.800	47.666	(37)
PER - Peru										
	686	MENDEZ Ana Karina	13.200	12.833	13.016	11.133	10.900	11.800	47.033	(43)







48th Artistic Gymnastics World Championships
Doha (QAT), 25 October - 3 November 2018



Women's Individual Qualifications

SAT 27 OCT 2018

Intermediate Results Team + Mixed After Subdivision 5

Rank	Bib	NOC Name						Total	A-A Rank	
			V1	V2	Avg					
IRL - Ireland										
626	SMITH Meaghan		<u>12.700</u>			11.833	9.933	12.400	46.866	(45)
ALG - Algeria										
501	MOUFFOK Janna		12.566			11.233	<u>11.300</u>	10.966	46.065	(47)
PHI - Philippines										
687	BUNAGAN Corinne Leanne		13.266			10.991	<u>9.500</u>	12.133	45.890	(48)
SWE - Sweden										
738	TORRES Marcela		13.333			<u>11.533</u>	9.666	11.266	45.798	(51)
KAZ - Kazakhstan										
651	BAUYRZHANOVA Aida		<u>12.166</u>			9.300	11.933	11.633	45.032	(56)
JOR - Jordan										
644	ALDAOUD Ruba		<u>12.825</u>	12.233	12.529	11.408	9.833	10.816	44.882	(57)
GUA - Guatemala										
614	PALACIOS Ana Irene		12.966			8.266	<u>10.766</u>	11.966	43.964	(61)
LAT - Latvia										
660	DUBOVA Anastasija		<u>11.700</u>			10.900	9.866	11.166	43.632	(63)
ISR - Israel										
632	LAVY Meitar		12.433			<u>10.366</u>	8.800	11.733	43.332	(65)
CYP - Cyprus										
562	THEOCHAROUS Anastasia		12.133	9.766	10.949	9.133	<u>10.900</u>	11.000	43.166	(66)
KAZ - Kazakhstan										
652	CHUIKINA Yekaterina		<u>12.433</u>			7.700	9.833	11.566	41.532	(69)
UZB - Uzbekistan										
763	TUROBOVA Sabina		12.066			8.666	8.533	11.066	40.331	(70)
ALG - Algeria										
502	TEMMAMI Chama		9.600			8.566	<u>10.533</u>	9.866	38.565	(72)
ISR - Israel										
633	NETZER Ofir		13.233	13.033	13.133					
LAT - Latvia										
659	CIRCENE Alina						9.233			
QAT - Qatar										
701	ELKEKY Jana		10.133				<u>8.800</u>	8.633		









48th Artistic Gymnastics World Championships
Doha (QAT), 25 October - 3 November 2018



Women's Individual Qualifications

SAT 27 OCT 2018

Intermediate Results Team + Mixed After Subdivision 5

Rank	Bib	NOC Name	 V1	V2	Avg				Total	A-A Rank
SWE - Sweden										
	736	ADLERTEG	Jonna						<u>14.433</u>	
SYR - Syrian Arab Republic										
	739	ALKHAYAT	Areej						<u>10.525</u>	
UZB - Uzbekistan										
	762	CHUSOVITINA	Oksana	14.300	14.100	14.200			12.266	

Note:
Underlined totals indicate starting apparatus.
Italics indicate the low (discarded) score.

Legend:

A-A All-Around **Avg.** Average **DNF** Did Not Finish **DNS** Did Not Start **Vx** Vault Number (x=1-2)

 Vault  Uneven Bars  Balance Beam  Floor Exercise

LONGINES Official Results Provider

