






48th Artistic Gymnastics World Championships
Doha (QAT), 25 October - 3 November 2018



Women's Individual Qualifications

SAT 27 OCT 2018

Intermediate Results Team + Mixed After Subdivision 3

Rank	Bib	NOC Name				Total	A-A Rank
			 V1	 V2	 Avg		
1 JPN - Japan							
	645	HATAKEDA Hitomi	13.533			52.932	(4)
	646	KAJITA Nagi	13.333			51.149	(9)
	647	MURAKAMI Mai	14.433			55.632	(1)
	648	SUGIHARA Aiko					
	649	TERAMOTO Asuka	14.433			53.466	(3)
Total			<u>42.399</u> (1)		41.016 (2) 39.699 (1) 39.066 (2)	162.180	
2 GER - Germany							
	602	BUI Kim	13.500			52.798	(5)
	603	GRIESSER Leah					
	605	SCHEDER Sophie	13.433				
	606	SEITZ Elisabeth	13.666				
	607	VOSS Sarah	14.000				
Total			41.166 (4)		<u>42.690</u> (1) 39.216 (2) 37.999 (4)	161.071	
3 BEL - Belgium							
	521	BRASSART Maelyse	13.566			52.074	(7)
	522	DERIKS Senna	13.533				
	523	DERWAELE Nina	13.466			55.564	(2)
	524	HERMANS Rune					
	525	KLINCKAERT Axelle	13.700				
Total			40.799 (6)		40.099 (3) 38.807 (3) <u>39.265</u> (1)	158.970	
4 KOR - Republic of Korea							
	653	HAM Miju	13.300			49.365	(21)
	654	KIM Jury	13.100			48.532	(26)
	655	LEE Eun Ju					
	657	YEO Seojeong	14.566	14.400	14.483	52.040	(8)
	658	YUN Narae	13.366			49.365	(21)
Total			41.232 (3)		<u>36.974</u> (7) 37.799 (4) 37.232 (6)	153.237	
5 AUS - Australia							
	508	BROWN Georgia-Rose	13.466			50.365	(14)
	509	EADE Alexandra	13.500				
	510	NEDOV Emma					
	512	MODARO Erin	13.400			51.033	(10)
	513	WHITEHEAD Emily	12.666			49.665	(17)
Total			40.366 (8)		38.700 (5) 36.132 (7) <u>38.033</u> (3)	153.231	









48th Artistic Gymnastics World Championships
Doha (QAT), 25 October - 3 November 2018



Women's Individual Qualifications

SAT 27 OCT 2018

Intermediate Results Team + Mixed After Subdivision 3

Rank	Bib	NOC Name							Total	A-A Rank
			 V1	V2	Avg					
6 PRK - Democratic People's Republic of Korea										
	696	JON Jang Mi	13.300			13.566	11.800			
	697	KIM Won Yong				12.200	12.666	10.833		
	698	KIM Su Jong	14.233	13.133	13.683	12.666	11.500	11.533	49.932	(15)
	699	PYON Rye Yong	14.000	14.266	14.133	12.900	10.733	11.866	49.499	(19)
	700	RI Su Ryon	13.100					12.766		
Total			41.533 (2)			39.132 (4)	35.966 (9)	36.165 (11)	152.796	
7 HUN - Hungary										
	618	BOECZOEKO Dorina	13.466			12.366	10.800	12.766	49.398	(20)
	619	PETER Sara	13.400					12.033		
	620	FEHER Nora	11.966			12.766	11.033	12.433	48.198	(28)
	621	KOVACS Zsafia	13.633			12.833	13.066	12.633	52.165	(6)
	622	MAKRA Noemi				12.266	12.000			
Total			40.499 (7)			37.965 (6)	36.099 (8)	37.832 (5)	152.395	
8 UKR - Ukraine										
	750	FEDOROVA Yana	13.600			12.466	11.133	11.733	48.932	(24)
	751	OSIPOVA Valeriia	13.466			11.700	11.466	12.666	49.298	(22)
	752	RADIVILOVA Angelina	13.500			12.066	10.266	11.800	47.632	(30)
	754	TITARENKO Alona								
	755	VARINSKA Diana	13.966			10.533	13.300	12.666	50.465	(12)
Total			41.066 (5)			36.232 (10)	35.899 (10)	37.132 (7)	150.329	
9 POL - Poland										
	688	JANIK Gabriela	13.233			12.766	11.866	12.000	49.865	(16)
	689	JURKOWSKA-KOWALSKA	13.400			11.841	12.366	12.000	49.607	(18)
	690	LOPUSZANSKA Wiktoria	12.600			11.666	10.100	11.466	45.832	(34)
	691	PIHAN-KULESZA Marta	11.500			11.633	13.100	12.833	49.066	(23)
Total			39.233 (10)			36.273 (9)	37.332 (5)	36.833 (8)	149.671	
10 ARG - Argentina										
	503	DOMINICI Martina	13.466			13.033	12.166	12.333	50.998	(11)
	504	KLESA Camila				11.108				
	505	PISOS Agustina	13.066			8.066	11.433	12.066	44.631	(39)
	506	TARABINI Ayelen	13.100	12.833	12.966	12.133	13.133	10.500	48.866	(25)
	507	VAQUIE Mayra	13.366				11.666	12.033		
Total			39.932 (9)			36.274 (8)	36.965 (6)	36.432 (10)	149.603	






48th Artistic Gymnastics World Championships
Doha (QAT), 25 October - 3 November 2018



Women's Individual Qualifications

SAT 27 OCT 2018

Intermediate Results Team + Mixed After Subdivision 3

Rank	Bib	NOC Name				Total	A-A Rank		
			 V1	V2	Avg				
11 POR - Portugal									
	692	DIAS Beatriz	11.766		11.100	10.900	12.000	45.766	(36)
	693	MARIANITO Mariana	12.666		10.266	9.966	12.200	45.098	(37)
	694	MARTINS Filipa	13.400		13.066	11.400	12.500	50.366	(13)
	695	PITREZ Mariana	12.500		11.100	10.466	11.700	45.766	(35)
Total			38.566 (11)		35.266 (11)	<u>32.766</u> (11)	36.700 (9)	143.298	
12 CRC - Costa Rica									
	558	CASTANEDA Arianna	12.566		10.566	9.033	11.400	43.565	(42)
	559	MURILLO Mariangeles	11.933		8.500	10.300	11.533	42.266	(43)
	560	SALAS Heika del Sol	12.366		12.133	9.933	11.800	46.232	(31)
Total			36.865 (12)		31.199 (12)	<u>29.266</u> (13)	34.733 (12)	132.063	

INDIVIDUALS

AZE - Azerbaijan										
	520	NEKRASOVA Marina	12.808	13.633	13.220	10.633	12.733	12.033	48.207	(27)
LAT - Latvia										
	661	VIHROVA Elina	<u>12.800</u>	12.633	12.716	11.900	11.166	11.800	47.666	(29)
ALG - Algeria										
	501	MOUFFOK Janna	12.566			11.233	<u>11.300</u>	10.966	46.065	(32)
PHI - Philippines										
	687	BUNAGAN Corinne Leanne	13.266			10.991	<u>9.500</u>	12.133	45.890	(33)
JOR - Jordan										
	644	ALDAOUD Ruba	<u>12.825</u>	12.233	12.529	11.408	9.833	10.816	44.882	(38)
GUA - Guatemala										
	614	PALACIOS Ana Irene	12.966			8.266	<u>10.766</u>	11.966	43.964	(40)
LAT - Latvia										
	660	DUBOVA Anastasija	<u>11.700</u>			10.900	9.866	11.166	43.632	(41)
UZB - Uzbekistan										
	763	TUROBOVA Sabina	12.066			8.666	8.533	11.066	40.331	(44)
ALG - Algeria										
	502	TEMMAMI Chama	9.600			8.566	<u>10.533</u>	9.866	38.565	(45)
LAT - Latvia										
	659	CIRCENE Alina					9.233			









48th Artistic Gymnastics World Championships
Doha (QAT), 25 October - 3 November 2018



Women's Individual Qualifications

SAT 27 OCT 2018

Intermediate Results Team + Mixed After Subdivision 3

Rank	Bib	NOC Name	 V1	V2	Avg				Total	A-A Rank
SYR - Syrian Arab Republic										
	739	ALKHAYAT Areej	<u>10.525</u>							
UZB - Uzbekistan										
	762	CHUSOVITINA Oksana	14.300	14.100	14.200			12.266		

Note:
Underlined totals indicate starting apparatus.
Italics indicate the low (discarded) score.

Legend:
A-A All-Around **Avg.** Average **Vx** Vault Number (x=1-2)

 Vault  Uneven Bars  Balance Beam  Floor Exercise

LONGINES Official Results Provider

