









TEAM DETAILED RESULTS
JUNIORS TEAM COMPETITION AND QUALIFICATIONS FOR CII & CIII

WED 28 APR 2010 - 19:45

Rank	Bib	NOC Name					Total	Ind. Ran			
1		RUS - Russia									
	721	KOMOVA Victoria	14.825	13.450	14.625	14.150	57.050	(2)			
	722	MALIKOVA Violetta	13.475	12.500	13.875	13.650	53.500	(10)			
	723	GRISHINA Anastasia	13.925	15.250	14.275	14.550	58.000	(1)			
	724	SIDOROVA Anastasia	14.350	12.000	14.750	14.500	55.600	(4)			
	725	PASEKA Maria	14.850	13.925	12.675	14.400	55.850	(3)			
		Total	44.025	(1)	42.625	(1)	43.650	(1)	173.750		
2		ROU - Romania									
	716	BULIMAR Diana Laura	13.250	13.650	13.200	14.425	54.525	(6)			
	717	IORDACHE L.	13.875	13.275	13.625	14.775	55.550	(5)			
	718	RUSU Dorina Diana	13.575	9.925	13.150	13.600	50.250	(35)			
	719	MARGARIT B.	13.625		12.850	14.075	40.550	(103)			
	720	NEAGU M.		12.650	13.950		26.600	(110)			
		Total	41.075	(3)	39.575	(4)	40.775	(2)	164.700		
3		ITA - Italy									
	686	FASANA Erika	13.625	13.400	13.400	13.900	54.325	(7)			
	688	FERLITO Carlotta	13.525	12.950	14.050	13.200	53.725	(9)			
	689	LENI Giulia	13.325	13.375	12.450	13.500	52.650	(14)			
	690	DEAGOSTINI Francesca	12.175	12.975	12.825	13.550	51.525	(19)			
		Total	40.475	(5)	39.750	(3)	40.275	(3)	161.450		
4		FRA - France									
	646	BOUMEJAJEN Mira	12.950	13.525	12.925	13.375	52.775	(13)			
	647	KUHM Anne	13.525	13.325	12.900	13.250	53.000	(11)			
	648	SERSERI Sophia	13.925	12.450	10.275	12.900	49.550	(41)			
	649	THOBIE Doriane	13.225	12.850	11.500	13.825	51.400	(22)			
	650	ZOLOTARYOV Natalia	13.275	13.725	13.575	13.450	54.025	(8)			
		Total	40.725	(4)	40.575	(2)	39.400	(4)	161.350		
5		GBR - Great Britain									
	651	MITCHELL Laura	13.250	12.050	12.825	13.050	51.175	(25)			
	652	HOGG Jessica	13.150	11.575	12.425	13.125	50.275	(34)			
	653	TUNNEY Rebecca	13.325	12.850	12.050	12.375	50.600	(31)			
	654	HARROLD Ruby	13.550	10.750	12.800	13.500	50.600	(30)			
	655	MACKENZIE Leilah	12.950	12.500	13.500	12.675	51.625	(18)			
		Total	40.125	(6)	37.400	(7)	39.125	(5)	39.675	(8)	156.325





TEAM DETAILED RESULTS
JUNIORS TEAM COMPETITION AND QUALIFICATIONS FOR CII & CIII

WED 28 APR 2010 - 19:45

Rank	Bib	NOC Name					Total	Ind. Ran
6 NED - Netherlands								
	701	MOONEN Tess	13.100	12.350	14.175	13.200	52.825	(12)
	702	WILBRINK Ayla	13.000	11.275	11.600	12.900	48.775	(46)
	703	TOP Lisa	13.225	12.575	11.825	13.800	51.425	(21)
	704	SCHERPENISSE Melissa	13.025	11.675	11.600	12.550	48.850	(44)
	705	GERRITS Tessa	13.025	12.750	12.725	12.900	51.400	(23)
		Total	39.350 (10)	37.675 (6)	38.725 (6)	39.900 (6)	155.650	
7 SUI - Switzerland								
	726	MUELHAUSER Nadia	13.125	13.000	11.900	12.800	50.825	(28)
	727	BAERISWYL Nadia	12.750	12.275	12.775	12.725	50.525	(32)
	728	METZGER Sara	13.075	11.300	12.475	13.025	49.875	(39)
	729	DI LASCIA Sarah	13.425	11.525	12.525	12.700	50.175	(38)
	730	CATANZARO Sara	13.300	13.200	12.250	13.375	52.125	(16)
		Total	39.850 (8)	38.475 (5)	37.775 (10)	39.200 (9)	155.300	
8 GER - Germany								
	656	BAUMERT Desiree	11.675	12.125	13.325	13.850	50.975	(26)
	657	BERGER Janine	13.800	12.100	12.625	13.150	51.675	(17)
	658	MARQUARD Isabelle	12.825	12.400	12.350	13.325	50.900	(27)
	659	ROLL Katja	12.550	11.675	12.500	12.900	49.625	(40)
	660	SCHMITZ Rosa Lynn	12.875	10.225	11.775	12.075	46.950	(60)
		Total	39.500 (9)	36.625 (11)	38.450 (8)	40.325 (5)	154.900	
9 ESP - Spain								
	636	MENENDEZ GONZALEZ C.	14.100	11.100			25.200	(111)
	637	CUESTA Beatriz	13.450	12.025	11.975	12.775	50.225	(37)
	638	VARGAS Maria Paula	13.775	12.775	12.100	12.800	51.450	(20)
	639	MONTORE MUNOZ Sara	13.625		11.800	12.750	38.175	(106)
	640	RUIZ WALKER A.	13.400	11.950	12.575	12.825	50.750	(29)
		Total	41.500 (2)	36.750 (9)	36.650 (11)	38.400 (11)	153.300	
10 UKR - Ukraine								
	746	KRAVCHENKO Alina	12.525	11.275	11.975	12.775	48.550	(48)
	747	SHAPOVALOVA Rayisa	13.125	11.750	11.600	10.975	47.450	(55)
	748	SANKOVA Khrystyna	13.400	10.775	13.450	13.750	51.375	(24)
	749	LIUBYTSKA Daryna	13.500	11.125	12.375	13.225	50.225	(36)
	750	ANDRYUSHKINA A.	12.625	10.475	9.850	11.750	44.700	(77)
		Total	40.025 (7)	34.150 (13)	37.800 (9)	39.750 (7)	151.725	





TEAM DETAILED RESULTS
JUNIORS TEAM COMPETITION AND QUALIFICATIONS FOR CII & CIII

WED 28 APR 2010 - 19:45

Rank	Bib	NOC Name					Total	Ind. Ran
11 BEL - Belgium								
	606	GRAND'RY Terri	11.075	11.125	12.575	13.075	47.850	(52)
	607	DEJARDIN Johanna	12.450	10.225	11.850	12.250	46.775	(62)
	608	JACOBS Frances	10.900	12.425	13.150	12.325	48.800	(45)
	609	VANDERSTEEN Eline	13.125	12.225	12.825	12.300	50.475	(33)
	610	VERSCHUEREN Lisa	12.500			11.750	24.250	(112)
		Total	38.075 (13)	35.775 (12)	38.550 (7)	37.700 (12)	150.100	
12 SWE - Sweden								
	736	ADLERTEG Jonna	13.000	13.325	12.950	12.925	52.200	(15)
	737	DU REITZ FRESTADIUS	12.425	11.825	11.150	12.225	47.625	(53)
	738	VANSTROEM Nicole	12.300	11.500	12.350	12.475	48.625	(47)
	739	ROTHE Ida	12.275	10.175	11.025	12.200	45.675	(70)
	740	GENBERG Victoria	12.675		11.325	11.975	35.975	(109)
		Total	38.100 (12)	36.650 (10)	36.625 (13)	37.625 (13)	149.000	
13 GRE - Greece								
	661	TSAKOU Elisavet	12.600	13.200	10.825	12.400	49.025	(43)
	662	CHRISTOFILAKI Myropi	12.375	11.550	11.100	11.650	46.675	(65)
	663	VENIOU Eleftheria		8.150			8.150	(116)
	664	STAMATIADOU Dimitra	0.000	12.100	12.625	12.600	37.325	(107)
	665	TRICHOPOULOU M.	12.125	8.675	10.650	11.900	43.350	(87)
		Total	37.100 (16)	36.850 (8)	34.550 (20)	36.900 (16)	145.400	
14 HUN - Hungary								
	666	MITYKO B.	12.100	10.175	11.250	12.150	45.675	(71)
	667	JELENCSICS Dorina	13.050	11.350	12.375	12.300	49.075	(42)
	668	LUKACSI Lilla	13.000	8.725	12.725	12.575	47.025	(59)
	669	AL-SALTY Dalia	11.075	8.475	11.550	11.925	43.025	(91)
	670	REDL Roxana	12.650	11.350	10.800	11.875	46.675	(64)
		Total	38.700 (11)	32.875 (15)	36.650 (11)	37.025 (15)	145.250	
15 BLR - Belarus								
	611	MAKAREVICH Alena	12.475	10.000	9.275	12.400	44.150	(82)
	612	PARFIONAVA Lizaveta	11.625	10.700	11.675	12.725	46.725	(63)
	613	SUKHAVERKHAYA V.	12.625	11.100	10.475	12.700	46.900	(61)
	614	YEKIMENKA Anastasiya	11.900	10.475	11.475	12.625	46.475	(67)
	615	MIKLASHEVICH A.	12.125	11.275	11.575	13.075	48.050	(51)
		Total	37.225 (15)	33.075 (14)	34.725 (18)	38.500 (10)	143.525	





TEAM DETAILED RESULTS
JUNIORS TEAM COMPETITION AND QUALIFICATIONS FOR CII & CIII

WED 28 APR 2010 - 19:45

Rank	Bib	NOC Name					Total	Ind. Ran
16 ISR - Israel								
	681	SAMOUHA Yuval	12.200	10.150	11.875	12.025	46.250	(68)
	682	WINOGRAD Noam	12.350	10.700	11.675	12.450	47.175	(57)
	683	COHEN Nofar	12.550	10.025	11.900	12.600	47.075	(58)
		Total	<u>37.100</u> (16)	30.875 (16)	35.450 (14)	37.075 (14)	140.500	
17 FIN - Finland								
	641	PAKKALA Anna Erika	12.400	10.550	11.025	12.550	46.525	(66)
	642	NYYSOENEN Inna	13.075	10.725	11.150	10.950	45.900	(69)
	643	RANTANEN Roosa	12.600	9.350	10.000	11.875	43.825	(84)
	644	LEINONEN Maija	10.975	8.375	10.500	11.200	41.050	(101)
	645	RAUTIAINEN Anniina	11.675	8.825	12.200	11.350	44.050	(83)
		Total	<u>38.075</u> (13)	30.625 (18)	34.375 (21)	35.775 (18)	138.850	
18 CRO - Croatia								
	621	SALOPEK Ines	12.100	9.900	11.025	11.675	44.700	(78)
	622	MADIR Dina		9.875			9.875	(115)
	623	PETRAN Stella	10.800	10.800	10.150	11.250	43.000	(92)
	624	KAJIC Ema	11.825	9.675	8.650	11.475	41.625	(99)
	625	LALIC Tea	11.825	6.850	12.875	11.550	43.100	(90)
		Total	<u>35.750</u> (20)	30.575 (19)	34.050 (23)	34.700 (22)	135.075	
19 CZE - Czech Republic								
	626	HEDBAVNA Petra	11.725	9.525	11.750	11.625	44.625	(79)
	627	MACHATOVA Vendula	11.675	10.300	12.025	11.100	45.100	(72)
	628	SCHUSTEROVA Tereza	12.300	8.900	10.325	11.800	43.325	(88)
	629	PLUSKALOVA Veronika	12.100	7.600	11.200	11.725	42.625	(95)
		Total	36.125 (19)	28.725 (22)	34.975 (16)	<u>35.150</u> (19)	134.975	
20 IRL - Ireland								
	671	MC PEAK India	11.750	10.775	11.100	11.475	45.100	(73)
	672	LUNN Emma	11.750	9.375	11.700	11.725	44.550	(80)
	673	MAWHINNEY Nicole	11.650	10.550	11.950	10.625	44.775	(76)
		Total	35.150 (24)	30.700 (17)	<u>34.750</u> (17)	33.825 (24)	134.425	
21 AUT - Austria								
	601	HAEMMERLE Elisa	12.675	11.775	12.600	11.475	48.525	(49)
	602	HANREICH Carola	11.150	8.625	0.000	0.000	19.775	(114)
	603	MEIXNER Christina	11.550	8.150	10.775	12.050	42.525	(96)
	604	SCHOENBOECK Annette	11.150	8.525	11.300	11.300	42.275	(97)
		Total	<u>35.375</u> (23)	28.925 (21)	34.675 (19)	34.825 (21)	133.800	

TEAM DETAILED RESULTS
JUNIORS TEAM COMPETITION AND QUALIFICATIONS FOR CII & CIII

WED 28 APR 2010 - 19:45

Rank	Bib	NOC Name					Total	Ind. Ran
22 NOR - Norway								
	706	MUNKVOLD Nora	11.950	9.825	11.400	11.600	44.775	(75)
	707	EKORNRUD Celine	11.925	9.700	11.725	11.150	44.500	(81)
	708	BJELKE Synove	<i>11.425</i>	<i>8.825</i>	<i>11.025</i>	<i>10.975</i>	42.250	(98)
	709	DOVRE Tiril	11.800	9.025	9.275	11.475	41.575	(100)
		Total	<u>35.675</u> (21)	28.550 (23)	34.150 (22)	34.225 (23)	132.600	
23 TUR - Turkey								
	741	HOCOGLU Ezgi	11.325	8.050	9.950	11.675	41.000	(102)
	742	TEMIZEL Fatma	<i>11.025</i>	<i>5.150</i>	<i>9.225</i>	11.325	36.725	(108)
	743	DEMIRAL Pinar	11.475	9.725	11.150	<i>10.625</i>	42.975	(93)
	744	MUTLU Demet	12.625	12.125	10.500	12.050	47.300	(56)
		Total	35.425 (22)	<u>29.900</u> (20)	31.600 (24)	35.050 (20)	131.975	
24 ISL - Iceland								
	676	ASTVALDSDOTTIR A.	11.900	7.500	<i>11.000</i>	12.225	42.625	(94)
	677	OLAFSDOTTIR Hildur	<i>11.725</i>	<i>0.000</i>	11.075	<i>0.000</i>	22.800	(113)
	678	JONASDOTTIR Johanna	12.300	6.775	12.325	12.375	43.775	(85)
	679	ROBERTSDOTTIR Norma	12.200	7.300	11.775	12.025	43.300	(89)
		Total	<u>36.400</u> (18)	21.575 (24)	35.175 (15)	36.625 (17)	129.775	

Note:
Underlined totals indicate starting apparatus.
Italics indicate the low (non-counting) score.

Legend:
Ind. Individual Q Qualified for Team Final

 Vault  Uneven Bars  Beam  Floor