













TEAM DETAILED RESULTS
SENIORS QUALIFICATIONS FOR COMPETITION CIII & CIV

FRI 23 APR 2010 - 18:00

Rank	Bib	NOC Name							Total	Ind. Ran						
1 FRA - France																
	71	SABOT Hamilton	14.225	13.925	14.000		15.150	14.050	71.350	(28)						
	72	TOMMASONE Cyril	14.525	15.150	13.575	14.875	14.825	13.900	86.850	(1)						
	73	AIT SAID Samir	14.100		15.350	15.625			45.075	(67)						
	74	RAYEPIN MOUTOUSSAMY		14.550		16.125			30.675	(89)						
	75	CUCHERAT Yann					15.325	14.575	29.900	(91)						
		Total	42.850	(6)	43.625	(2)	42.925	(4)	46.625	(4)	45.300	(1)	42.525	(2)	263.850	Q
2 GER - Germany																
	86	BOY Philipp		14.125	14.200			15.375	43.700	(70)						
	87	FAHRIG Matthias	15.825	12.000		15.875			43.700	(69)						
	88	HAMBUECHEN Fabian	15.100		14.550	15.500	13.975	15.550	74.675	(22)						
	89	NGUYEN Marcel	15.225		14.575	15.900	14.550	13.325	73.575	(25)						
	90	SPIRIDONOV Evgenij		13.925			13.725		27.650	(96)						
		Total	46.150	(1)	40.050	(9)	43.325	(1)	47.275	(2)	42.250	(7)	44.250	(1)	263.300	Q
3 GBR - Great Britain																
	76	SMITH Louis		15.725					15.725	(104)						
	77	KEATINGS Daniel		15.375		15.600	14.400	13.850	59.225	(47)						
	78	PURVIS Daniel	15.200		13.075	15.650	14.800		58.725	(50)						
	79	HUNTER Samuel	14.600	13.825	14.100	15.050	14.425	13.975	85.975	(2)						
	80	THOMAS Kristian	15.025		14.300			13.050	42.375	(75)						
		Total	44.825	(2)	44.925	(1)	41.475	(10)	46.300	(6)	43.625	(3)	40.875	(9)	262.025	Q
4 ESP - Spain																
	61	MARTINEZ Rafael	14.825	14.025			14.500	13.950	57.300	(51)						
	62	BOTELLA PEREZ Isaac	14.675			15.925			30.600	(90)						
	63	MUNOZ Sergio		12.850	14.475	15.700		14.250	57.275	(52)						
	64	GOMEZ FUERTES Javier	14.650		14.150	15.575	14.375		58.750	(49)						
	65	CARBALLO Manuel		13.650	14.325		14.850	13.725	56.550	(54)						
		Total	44.150	(3)	40.525	(7)	42.950	(3)	47.200	(3)	43.725	(2)	41.925	(6)	260.475	Q
5 ROU - Romania																
	156	KOCZI Flavius	14.775	15.175	14.400	16.100	14.600		75.050	(20)						
	157	BUCUR Adrian	14.675	13.750	13.975			13.000	55.400	(57)						
	158	BUIDOSO Ovidiu		14.325		15.625	13.450	12.200	55.600	(56)						
	159	JIVAN Alin Sandu	14.150		13.725	15.800			43.675	(71)						
	160	IANCU C.					14.250	13.575	27.825	(94)						
		Total	43.600	(5)	43.250	(3)	42.100	(6)	47.525	(1)	42.300	(6)	38.775	(11)	257.550	Q







TEAM DETAILED RESULTS
SENIORS QUALIFICATIONS FOR COMPETITION CIII & CIV

FRI 23 APR 2010 - 18:00

Rank	Bib	NOC Name							Total	Ind. Ran
6 ITA - Italy										
	117	MORANDI Matteo	13.725		15.150	15.550	14.425		58.850	(48)
	118	OTTAVI Paolo	13.950	13.600	14.900	14.625	13.700	13.950	84.725	(4)
	119	BUSNARI Alberto		14.700			13.875	13.725	42.300	(76)
	120	PRINCIPI Paolo	13.850	13.475	13.250	14.925		13.775	69.275	(34)
		Total	41.525 (9)	41.775 (6)	43.300 (2)	<u>45.100</u> (10)	42.000 (9)	41.450 (7)	255.150	Q
7 SUI - Switzerland										
	176	CAPELLI Claudio	13.225	13.800		15.250	14.400		56.675	(53)
	177	FISCHER Lucas					13.875	14.150	28.025	(93)
	178	GISI Roman	14.175	12.300	13.750	15.500		14.225	69.950	(32)
	179	RAMSEIER Mark	13.325	13.725	13.925				40.975	(82)
	180	BOESCHENSTEIN N.			14.625	15.850	14.675	14.150	59.300	(46)
		Total	40.725 (11)	39.825 (10)	42.300 (5)	46.600 (5)	<u>42.950</u> (5)	42.525 (2)	254.925	Q
8 GRE - Greece										
	91	LYMPANOVNOS Christos	13.825	13.125	13.600	14.825	13.025	13.300	81.700	(9)
	92	MARKOUSIS Dimitrios	14.675	11.375	14.075	14.625	14.100	13.375	82.225	(6)
	93	MARAS Vlasios		12.125		15.425		15.325	42.875	(72)
	94	KOSMIDIS Eleftherios	15.150		13.900				29.050	(92)
	95	TSOLAKIDIS Vasileios					14.975		14.975	(108)
		Total	43.650 (4)	36.625 (17)	<u>41.575</u> (9)	44.875 (11)	42.100 (8)	42.000 (5)	250.825	Q
9 HUN - Hungary										
	96	BERKI Krisztian		14.250					14.250	(113)
	97	RACZ Attila			14.500	15.425	13.275	13.075	56.275	(55)
	98	CZINGLI Laszlo	14.025		13.675	15.275	13.500	13.300	69.775	(33)
	99	MARJAN Peter	14.175	12.950		15.375			42.500	(74)
	100	HIDVEGI Vid	13.350	14.625	13.625		14.150	12.275	68.025	(35)
		Total	<u>41.550</u> (7)	41.825 (5)	41.800 (8)	46.075 (7)	40.925 (12)	38.650 (13)	250.825	
10 POL - Poland										
	146	HULBOJ Kamil		13.075			13.550		26.625	(100)
	147	KIERZKOWSKI Adam			13.850		15.100	13.000	41.950	(77)
	148	KULESZA Roman	13.675	12.675	13.850	15.300	14.900	14.475	84.875	(3)
	149	LIS Przemyslaw	12.625			15.100		13.175	40.900	(83)
	150	LYSZCZARZ Marek	13.475	12.575	13.125	15.525			54.700	(59)
		Total	39.775 (12)	38.325 (14)	<u>40.825</u> (11)	45.925 (8)	43.550 (4)	40.650 (10)	249.050	







TEAM DETAILED RESULTS
SENIORS QUALIFICATIONS FOR COMPETITION CIII & CIV

FRI 23 APR 2010 - 18:00

Rank	Bib	NOC Name							Total	Ind. Ran
11 NED - Netherlands										
	136	ZONDERLAND Epke		12.025			15.000	14.900	41.925	(78)
	137	WAMMES Jeffrey	14.675		12.675	15.875	12.950	14.450	70.625	(29)
	138	VAN ASSCHE Anthony		13.025	13.950		13.525		40.500	(85)
	139	DEURLOO Bart	14.000	12.675	13.275	14.550			54.500	(60)
	140	VAN MINDE Carlo	12.875			14.825		13.075	40.775	(84)
		Total	41.550 (7)	37.725 (15)	39.900 (12)	<u>45.250</u> (9)	41.475 (11)	42.425 (4)	248.325	
12 POR - Portugal										
	151	ALMEIDA CAMPOS M.		13.875	14.000		14.775	12.575	55.225	(58)
	152	LOPES ROMERO Diogo	11.100			13.650			24.750	(102)
	153	PALMA SIMOES Gustavo	13.900	13.075	13.950	14.800	13.500	11.600	80.825	(10)
	154	ALMEIDA Simao	12.200		13.925	14.250	13.325		53.700	(61)
	155	LOY DA GRACA B.		13.500				13.500	27.000	(98)
		Total	<u>37.200</u> (21)	40.450 (8)	41.875 (7)	42.700 (19)	41.600 (10)	37.675 (15)	241.500	
13 BEL - Belgium										
	26	GENTGES Gilles	13.375		13.300	14.225	13.250	11.275	65.425	(38)
	27	SCHROE Kristof	13.325	13.375		14.350	12.375	13.200	66.625	(36)
	28	TOEBACK Jonas	12.425		12.250	15.100	13.400	12.250	65.425	(39)
	29	TRUYENS Donna Donny		14.125					14.125	(115)
	30	VAN DAMME Koen		14.650	12.400				27.050	(97)
		Total	39.125 (17)	<u>42.150</u> (4)	37.950 (16)	43.675 (14)	39.025 (13)	36.725 (18)	238.650	
14 AUT - Austria										
	16	BALDAUF Marco					14.275		14.275	(112)
	17	EGERMANN Julian				14.150			14.150	(114)
	18	KRANZLMUELLER Lukas	13.475	12.500	12.600		12.500		51.075	(63)
	19	LEIMLEHNER Fabian	12.550	12.725	14.100	15.225	13.650	14.200	82.450	(5)
	20	SCHWAB Matthias	13.275	10.400	12.225	14.475	12.600	12.775	75.750	(18)
		Total	39.300 (15)	35.625 (19)	38.925 (13)	<u>43.850</u> (12)	38.750 (14)	41.250 (8)	237.700	
15 CZE - Czech Republic										
	51	KONECNY Martin	13.575	13.525	11.675		13.675	12.300	64.750	(41)
	52	BOLTAR Michal	13.550	12.775	12.975	14.600	12.700	11.350	77.950	(14)
	53	SMEJKAL Petr	12.325	12.525	13.025	14.275	12.225	13.150	77.525	(15)
	54	KREJCI Milan				14.375			14.375	(111)
		Total	<u>39.450</u> (14)	38.825 (12)	37.675 (17)	43.250 (16)	38.600 (16)	36.800 (17)	234.600	







TEAM DETAILED RESULTS
SENIORS QUALIFICATIONS FOR COMPETITION CIII & CIV

FRI 23 APR 2010 - 18:00

Rank	Bib	NOC Name							Total	Ind. Ran
16 FIN - Finland										
	66	TUUHA Tomi	13.350		12.475	15.975			41.800	(79)
	67	KUUSELA Ilkka		13.075			13.275	13.225	39.575	(87)
	68	KOSKINEN Jouko	12.900			13.650		13.275	39.825	(86)
	69	MAEAETTAE Kalle		12.125	12.400		10.675	12.275	47.475	(65)
	70	LEINONEN Markku	12.650	11.025	13.900	14.050	11.875		63.500	(43)
		Total	38.900 (18)	36.225 (18)	38.775 (14)	43.675 (14)	35.825 (21)	<u>38.775</u> (11)	232.175	
17 SLO - Slovenia										
	166	PEGAN Aljaz					15.125		15.125	(106)
	167	BERTONCELJ Saso		15.225					15.225	(105)
	168	KLAVORA Rok	13.950	10.600	11.550	14.450	11.125	11.325	73.000	(26)
	169	BRITOVSEK Ziga	12.500	13.600	13.375	14.300	11.900		65.675	(37)
	170	LAMUT Andraz	12.725		10.800	13.975	12.950	11.350	61.800	(45)
		Total	39.175 (16)	39.425 (11)	35.725 (19)	42.725 (18)	35.975 (20)	<u>37.800</u> (14)	230.825	
18 DEN - Denmark										
	56	VAMMEN Helge	13.750	13.625	13.250	15.275	13.475	12.850	82.225	(7)
	57	PURGE Florin		12.050	9.700		12.050	10.875	44.675	(68)
	58	WINDFELD - HELLSTEN	13.325	11.150		13.450	13.125	11.350	62.400	(44)
	59	MORTENSEN Stefan	12.700			15.100			27.800	(95)
	60	HANSEN Mathias Lee			13.550				13.550	(117)
		Total	39.775 (12)	<u>36.825</u> (16)	36.500 (18)	43.825 (13)	38.650 (15)	35.075 (20)	230.650	
19 NOR - Norway										
	141	JANSEN Espen Inge	12.375	9.700	13.300			13.050	48.425	(64)
	142	HANCHE-OLSEN Joachim		12.125	12.050	15.050	12.875	13.025	65.125	(40)
	143	FJELD Lars Jorgen	12.925	10.925	12.850	14.775	12.750		64.225	(42)
	144	KRISTENSEN Steffen				13.000	12.550	11.250	36.800	(88)
	145	CONRADI Marcus	12.425						12.425	(119)
		Total	37.725 (20)	32.750 (21)	38.200 (15)	<u>42.825</u> (17)	38.175 (17)	37.325 (16)	227.000	
20 TUR - Turkey										
	186	SAMILOGLU Umit	13.500	11.525	12.625	13.475	12.625	14.300	78.050	(13)
	187	AKKAVAK Muhammed	13.125	9.050	9.550	13.650	12.225	12.350	69.950	(31)
	188	SANLI Ozgur	11.650	12.325	11.450	13.625	11.950	9.450	70.450	(30)
		Total	<u>38.275</u> (19)	32.900 (20)	33.625 (20)	40.750 (21)	36.800 (19)	36.100 (19)	218.450	

TEAM DETAILED RESULTS
SENIORS QUALIFICATIONS FOR COMPETITION CIII & CIV

FRI 23 APR 2010 - 18:00

Rank	Bib	NOC Name							Total	Ind. Ran
21 CRO - Croatia										
	41	UDE Filip	14.325	11.900		14.575	12.425		53.225	(62)
	42	MARKOVIC Tomislav	14.650		11.125		11.550	5.500	42.825	(73)
	43	SELIGMAN Robert		13.425		13.375			26.800	(99)
	44	MOZNIK Marijo			6.900			14.250	21.150	(103)
	45	BARON Matija	12.325	13.275	10.925	14.375	11.300	11.925	74.125	(23)
		Total	<u>41.300</u> (10)	38.600 (13)	28.950 (21)	42.325 (20)	35.275 (22)	31.675 (21)	218.125	
22 IRL - Ireland										
	101	CARSON Luke	12.950	11.750	12.025	14.500	13.050	12.375	76.650	(16)
	103	RELLIS Geoff	13.150				12.125		25.275	(101)
	104	O'DONNELL Anthony		8.175	12.700		12.525	11.700	45.100	(66)
		Total	<u>26.100</u> (22)	19.925 (22)	24.725 (22)	14.500 (22)	37.700 (18)	24.075 (23)	147.025	
23 BUL - Bulgaria										
	36	IOVTCHEV Iordan			14.725				14.725	(109)
	37	BATINKOV Aleksandar	14.175				13.675	13.700	41.550	(80)
	39	YANEV Filip						13.050	13.050	(118)
		Total	14.175 (23)		14.725 (23)		13.675 (23)	26.750 (22)	69.325	

Note:
Underlined totals indicate starting apparatus.
Italics indicate the low (non-counting) score.

Legend:
Ind. Individual Q Qualified for Team Final

 Floor  Pommel Horse  Rings  Vault  Parallel Bars  Horizontal Bar