

# 2016 P&G Championships - JR Men Day 1

## Meet Results - 15-16







Jun 23, 2016

Page: 1  
Printed: 6/23/2016 3:30:24 PM

Men / J5 / 15-16

Session: 1M

Judge's Signatures

Rank	Num	Name	Gym							AA
1	64	Shane Wiskus	MHG	Diff: 6.000	5.300	5.000	5.200	5.800	5.500	
				Exec: 8.600	8.500	8.250	9.550	8.850	8.400	
				ND: -0.100						
				Final: 14.500	13.800	13.250	14.750	14.650	13.900	84.850
				Place: 1	2	11	2	1T	2	1
2	76	Bennet Huang	WCOGA	Diff: 5.900	5.700	4.700	5.200	5.100	4.800	
				Exec: 8.250	8.550	8.300	9.350	8.400	8.600	
				ND:						
				Final: 14.150	14.250	13.000	14.550	13.500	13.400	82.850
				Place: 3	1	19T	5	11	7	2
3	52	Alexei Vernyi	Cypress	Diff: 5.800	4.900	4.700	5.600	4.800	4.900	
				Exec: 8.400	7.800	8.700	9.200	9.000	8.400	
				ND:						
				Final: 14.200	12.700	13.400	14.800	13.800	13.300	82.200
				Place: 2	13	5	1	6	8	3
4	66	Davis Grooms	Champions-Texas	Diff: 5.500	5.300	5.300	4.800	5.300	5.200	
				Exec: 7.650	8.350	8.000	9.300	7.800	8.300	
				ND: -0.100						
				Final: 13.050	13.650	13.300	14.100	13.100	13.500	80.700
				Place: 18	3	10	14	20T	6	4
5T	73	Vitaliy Guimaraes	5280 Gymnastics	Diff: 5.100	4.700	5.200	5.200	4.200	5.200	
				Exec: 8.100	8.400	8.450	9.500	8.200	8.000	
				ND:						
				Final: 13.200	13.100	13.650	14.700	12.400	13.200	80.250
				Place: 15T	7	2	3	25T	9T	5T
5T	55	Jacob Moore	Twistars	Diff: 5.300	5.400	4.300	4.800	4.900	4.800	
				Exec: 8.350	7.750	8.450	9.350	8.750	8.100	
				ND:						
				Final: 13.650	13.150	12.750	14.150	13.650	12.900	80.250
				Place: 7	6	23	11T	8	16	5T
7	69	Griffin Kehler	WOGA	Diff: 5.500	4.300	4.800	4.800	4.900	5.000	
				Exec: 8.250	8.350	8.400	9.400	8.800	7.700	
				ND:						
				Final: 13.750	12.650	13.200	14.200	13.700	12.700	80.200
				Place: 5T	14T	12*	9T	7	23	7
8	59	Joshua Davis	WOGA	Diff: 5.300	4.100	5.200	4.800	4.700	4.900	
				Exec: 8.550	8.300	8.650	9.000	8.850	8.100	
				ND:			-0.300			
				Final: 13.850	12.400	13.850	13.500	13.550	13.000	80.150
				Place: 4	19T	1	21T	10	15	8
9	83	Brody Malone	CTG	Diff: 5.000	4.200	4.900	5.200	4.600	4.800	
				Exec: 8.250	7.500	8.450	9.200	8.650	8.850	
				ND:			-0.100			
				Final: 13.250	11.700	13.350	14.300	13.250	13.650	79.500
				Place: 13T	24	6T	8	16T	3	9
10T	93	Michael Fletcher	NE Academy	Diff: 5.300	4.700	5.200	5.200	5.100	4.600	
				Exec: 8.000	8.250	8.000	9.250	8.800	7.300	
				ND:			-0.300			
				Final: 13.300	12.950	13.200	14.150	13.900	11.900	79.400
				Place: 12	9	12*	11T	5	27	10T

# 2016 P&G Championships - JR Men Day 1

## Meet Results - 15-16







Jun 23, 2016

Page: 2

Printed: 6/23/2016 3:30:24 PM

Men / J5 / 15-16

Session: 1M

Rank	Num	Name	Gym							AA
10T	78	Max Andryushchenko	Lakeshore	Diff: 5.700	5.100	5.000	5.200	5.200	5.300	
				Exec: 7.050	7.000	8.450	9.100	8.250	8.250	
				ND: -0.100			-0.100			
				Final: 12.650	12.100	13.450	14.200	13.450	13.550	79.400
				Place: 21	23	4	9T	12	4T	10T
12	71	Andrew Bitner	Gymnastix	Diff: 5.400	5.400	5.100	5.200	5.500	4.900	
				Exec: 6.900	7.900	8.250	8.100	9.150	7.650	
				ND:			-0.300			
				Final: 12.300	13.300	13.350	13.000	14.650	12.550	79.150
				Place: 25	5	6T	27T	1T	24	12
13	85	Kevin Penev	RGA	Diff: 5.800	5.000	4.800	5.200	5.000	4.900	
				Exec: 7.850	7.650	8.350	9.300	7.350	7.900	
				ND: -0.100						
				Final: 13.550	12.650	13.150	14.500	12.350	12.800	79.000
				Place: 8	14T	16	6*	27	18*	13
14T	75	Blake Sun	Alamo	Diff: 5.100	4.700	4.700	4.400	5.900	4.100	
				Exec: 8.650	7.700	7.500	9.250	8.300	8.400	
				ND:						
				Final: 13.750	12.400	12.200	13.650	14.200	12.500	78.700
				Place: 5T	19T	27	18	4	25	14T
14T	88	Shane Sadighi	Azarian	Diff: 5.300	4.900	4.800	5.200	5.000	4.800	
				Exec: 8.050	7.700	8.400	9.050	7.600	8.000	
				ND:			-0.100			
				Final: 13.350	12.600	13.200	14.150	12.600	12.800	78.700
				Place: 10T	17	12*	11T	23T	18T	14T
16	82	Angel Leon	Gym World Central	Diff: 5.200	3.700	4.400	4.400	5.300	5.200	
				Exec: 8.250	7.250	8.600	9.350	8.050	8.750	
				ND:						
				Final: 13.450	10.950	13.000	13.750	13.350	13.950	78.450
				Place: 9	30	19T	15*	13T	1	16
17	74	Ian Gunther	Cypress	Diff: 4.400	4.600	4.800	4.400	4.800	4.900	
				Exec: 8.050	8.450	8.700	8.700	8.350	8.200	
				ND:						
				Final: 12.450	13.050	13.500	13.100	13.150	13.100	78.350
				Place: 23T	8	3	26	18T	12T	17
18	92	Daniel Yoon	SCATS	Diff: 5.000	4.700	4.800	3.600	5.000	4.500	
				Exec: 8.000	8.200	8.300	9.350	8.600	8.300	
				ND: -0.100						
				Final: 12.900	12.900	13.100	12.950	13.600	12.800	78.250
				Place: 19	10T	17	29	9	18T	18
19	65	Alexander Frack	Parkettes	Diff: 4.900	5.200	4.800	4.400	4.800	4.500	
				Exec: 7.650	8.150	7.800	9.150	8.150	8.350	
				ND: -0.100						
				Final: 12.450	13.350	12.600	13.550	12.950	12.850	77.750
				Place: 23T	4	24T	20	22	17	19
20	63	Nicholas Merryman	NE Academy	Diff: 4.700	4.500	4.900	3.600	5.100	4.900	
				Exec: 7.000	8.000	7.950	9.150	9.200	8.650	
				ND:						
				Final: 11.700	12.500	12.850	12.750	14.300	13.550	77.650
				Place: 28T	18	21*	30	3	4T	20

# 2016 P&G Championships - JR Men Day 1

## Meet Results - 15-16







Jun 23, 2016

Page: 3

Printed: 6/23/2016 3:30:24 PM

Men / J5 / 15-16

Session: 1M

Rank	Num	Name	Gym							AA
21	80	Russell Johnson	DeVeau's	Diff: 4.600	4.600	4.900	4.400	4.500	4.000	
				Exec: 7.250	8.300	7.950	9.100	8.750	8.800	
				ND: _____	_____	_____	-0.300	_____	_____	
				Final: 11.850	12.900	12.850	13.200	13.250	12.800	76.850
				Place: 26T	10T	21*	25	16T	18T	21
22	86	David Pochinka	WOGA	Diff: 5.200	5.000	4.800	4.400	5.600	4.500	
				Exec: 8.050	7.150	7.500	9.100	7.700	7.900	
				ND: _____	_____	_____	-0.100	_____	_____	
				Final: 13.250	12.150	12.300	13.400	13.300	12.400	76.800
				Place: 13T	22	26	24	15	26	22
23T	79	Khalil Jackson	Champions-Texas	Diff: 5.200	4.600	4.700	5.200	4.500	5.200	
				Exec: 8.000	6.700	7.400	9.400	7.900	7.900	
				ND: _____	_____	_____	_____	_____	_____	
				Final: 13.200	11.300	12.100	14.600	12.400	13.100	76.700
				Place: 15T	29	28	4	25T	12T	23T
23T	94	Thomas Lee	Stanford Boys	Diff: 4.600	4.700	5.200	4.400	4.900	5.000	
				Exec: 7.350	6.900	8.000	9.350	8.200	8.200	
				ND: -0.100	_____	_____	_____	_____	_____	
				Final: 11.850	11.600	13.200	13.750	13.100	13.200	76.700
				Place: 26T	26T	12*	15*	20T	9*	23T
25T	70	Addison Chung	Levon's	Diff: 5.200	4.700	5.000	5.200	4.700	5.000	
				Exec: 6.500	6.950	8.350	8.350	8.450	8.200	
				ND: _____	_____	_____	-0.100	_____	_____	
				Final: 11.700	11.650	13.350	13.450	13.150	13.200	76.500
				Place: 28T	25	6*	23	18T	9*	25T
25T	95	Evan Hymanson	Monmouth	Diff: 5.900	4.800	5.000	3.600	5.100	5.400	
				Exec: 7.450	7.600	7.600	9.400	7.000	7.650	
				ND: _____	_____	_____	_____	_____	_____	
				Final: 13.350	12.400	12.600	13.000	12.100	13.050	76.500
				Place: 10T	19T	24T	27T	28	14	25T
27	72	Brennan Pantazis	Gymnastics Nevada	Diff: 6.100	5.100	5.100	5.200	5.100	4.900	
				Exec: 6.650	7.700	5.450	9.300	7.500	7.900	
				ND: _____	_____	_____	_____	_____	_____	
				Final: 12.750	12.800	10.550	14.500	12.600	12.800	76.000
				Place: 20	12	30	6*	23T	18*	27
28	53	Parker Clayton	DeVeau's	Diff: 4.600	4.400	5.400	5.200	4.600	3.900	
				Exec: 8.000	7.200	7.650	8.300	8.750	7.800	
				ND: _____	_____	_____	_____	_____	_____	
				Final: 12.600	11.600	13.050	13.500	13.350	11.700	75.800
				Place: 22	26T	18	21T	13T	28	28
29	91	Joshua Williams	Cypress	Diff: 5.300	4.000	5.000	4.400	4.600	3.400	
				Exec: 7.850	7.600	8.350	9.200	6.950	7.750	
				ND: _____	_____	_____	_____	_____	_____	
				Final: 13.150	11.600	13.350	13.600	11.550	11.150	74.400
				Place: 17	26T	6*	19	29	29	29
30	67	Curran Phillips	PrairieGym	Diff: 0.000	4.500	4.200	4.400	3.900	0.000	
				Exec: 0.000	8.150	7.800	9.300	7.600	0.000	
				ND: _____	_____	_____	_____	_____	_____	
				Final: 0.000	12.650	12.000	13.700	11.500	0.000	49.850
				Place: 30	14T	29	17	30	30	30