

# 2015 Winter Cup Prelims

## Meet Results







Feb 19, 2015

Page: 1  
Printed: 2/19/2015 8:44:49 PM

Men / SR

Session: 2







Judge's Signatures

Rank	Num	Name	Gym							AA
1	73	Paul Ruggeri III	Tm Hilton Hhonors	Diff: 6.700	5.000	5.700	5.900	6.300	6.800	
				Exec: 8.250	8.650	8.200	9.450	8.050	8.700	
				ND:						
				Final: 14.950	13.650	13.900	15.350	14.350	15.500	87.700
				Place: 4T	16	11T	1	8T	2	1
2	50	Steven Legendre	Tm Hilton Hhonors	Diff: 6.900	5.300	6.100	5.600	5.900	5.400	
				Exec: 8.750	7.750	8.750	9.600	8.850	8.700	
				ND:						
				Final: 15.650	13.050	14.850	15.200	14.750	14.100	87.600
				Place: 1	23	4	3	3T	7*	2
3	3	Donothan Bailey	UC Berkeley	Diff: 6.100	6.200	6.100	5.200	6.100	6.100	
				Exec: 8.600	9.050	7.850	9.450	8.900	7.850	
				ND:						
				Final: 14.700	15.250	13.950	14.650	15.000	13.950	87.500
				Place: 7	1	9T	13	1	11T	3
4	29	Donnell Whittenburg	Tm Hilton Hhonors	Diff: 6.800	6.000	6.700	5.600	6.800	6.300	
				Exec: 8.200	7.700	8.000	9.100	8.050	7.950	
				ND:						
				Final: 15.000	13.700	14.700	14.700	14.850	14.250	87.200
				Place: 3	15	5	12	2	6	4
5	84	Marvin Kimble	Swiss Turners	Diff: 6.000	6.500	6.200	5.200	6.000	6.200	
				Exec: 7.350	8.700	9.000	9.400	8.750	7.000	
				ND:						
				Final: 13.350	15.200	15.200	14.600	14.750	13.200	86.300
				Place: 21*	2	1T	14T	3T	22T	5
6	16	Chris Brooks	Tm Hilton Hhonors	Diff: 6.100	6.100	5.800	5.600	6.400	7.100	
				Exec: 7.850	7.400	7.750	8.500	8.150	9.100	
				ND:						
				Final: 13.950	13.500	13.550	14.100	14.550	16.200	85.850
				Place: 13T	17	17	25T	5	1	6
7	12	Alec Yoder	InterActive	Diff: 4.900	6.200	5.800	5.200	6.000	5.400	
				Exec: 8.600	8.750	8.650	9.500	7.850	8.950	
				ND:			-0.100			
				Final: 13.500	14.950	14.450	14.600	13.850	14.350	85.700
				Place: 20	3	7	14T	14T	5	7
8	45	Kevin Wolting	UC Berkeley	Diff: 6.000	5.700	5.200	5.600	5.500	5.900	
				Exec: 8.950	9.200	7.800	9.250	8.900	7.650	
				ND:			-0.100			
				Final: 14.950	14.900	13.000	14.750	14.400	13.550	85.550
				Place: 4T	4T	23T	11	7	16	8
9	91	Allan Bower	Univ Oklahoma	Diff: 5.800	6.000	5.600	5.600	6.000	5.300	
				Exec: 8.400	8.900	8.000	9.400	8.250	8.100	
				ND:						
				Final: 14.200	14.900	13.600	15.000	14.250	13.400	85.350
				Place: 11	4T	15T	7	11T	21	9
10	26	Hunter Justus	Univ Oklahoma	Diff: 6.000	5.300	6.000	5.600	5.900	5.000	
				Exec: 7.350	8.850	8.500	9.300	8.350	8.450	
				ND:						
				Final: 13.350	14.150	14.500	14.900	14.250	13.450	84.600
				Place: 21*	9T	6	9*	11T	18T	10

# 2015 Winter Cup Prelims

## Meet Results







Feb 19, 2015

Rank	Num	Name	Gym							AA
11	7	Fabian DeLuna	VSSG	Diff: 6.000	4.900	6.200	5.600	6.000	4.800	
				Exec: 7.850	8.250	8.850	9.350	7.450	8.350	
				ND: -0.100						
				Final: 13.750	13.150	15.050	14.950	13.450	13.150	83.500
				Place: 16T	22	3	8	24	24	11
12	83	Colin Van Wicklen	Univ Oklahoma	Diff: 6.200	4.700	5.200	5.600	6.000	5.600	
				Exec: 7.550	8.600	8.600	8.300	8.300	8.900	
				ND:			-0.100			
				Final: 13.750	13.300	13.800	13.800	14.300	14.500	83.450
				Place: 16T	19T	13T	29T	10	3	12
13	10	Dmitri Belanovski	Univ Michigan	Diff: 5.700	5.700	5.400	5.200	5.600	5.500	
				Exec: 8.550	7.600	7.900	9.200	7.300	7.950	
				ND:						
				Final: 14.250	13.300	13.300	14.400	12.900	13.450	81.600
				Place: 10	19T	18T	19T	29T	18T	13
14	87	Cameron Bock	SCATS	Diff: 5.700	5.600	5.200	5.200	5.400	5.400	
				Exec: 8.100	8.650	8.000	9.350	7.750	7.200	
				ND:						
				Final: 13.800	14.250	13.200	14.550	13.150	12.600	81.550
				Place: 15	8	20T	16T	26	28T	14
15	53	Alex Diab	Premier	Diff: 6.100	4.500	6.000	5.200	4.800	5.400	
				Exec: 7.950	7.450	7.950	9.250	7.500	8.700	
				ND:			-0.100			
				Final: 14.050	11.950	13.950	14.350	12.300	14.100	80.700
				Place: 12	29	9T	21T	31	7*	15
16	38	Peter Daggett	Daggett Gym	Diff: 5.500	4.500	5.700	4.800	5.100	4.900	
				Exec: 7.650	8.800	7.350	9.100	8.550	8.750	
				ND:			-0.100			
				Final: 13.150	13.300	13.050	13.800	13.650	13.650	80.600
				Place: 25	19T	22	29T	18	14T	16
17	25	Michael Burns	Hocking Valley	Diff: 5.000	5.300	5.500	5.200	5.600	5.800	
				Exec: 7.600	8.550	6.850	9.000	8.150	7.650	
				ND:			-0.100			
				Final: 12.600	13.850	12.350	14.100	13.750	13.450	80.100
				Place: 30*	13	27	25T	17	18T	17
18	14	Trevor Howard	Penn State	Diff: 6.500	4.800	6.400	5.600	5.900	5.500	
				Exec: 6.500	6.750	7.400	9.300	7.000	8.150	
				ND:						
				Final: 13.000	11.550	13.800	14.900	12.900	13.650	79.800
				Place: 27	31*	13T	9*	29T	14T	18
19	8	Jack Boyle	Univ Iowa	Diff: 5.200	5.300	6.400	4.800	5.800	6.000	
				Exec: 7.450	7.150	6.800	9.100	7.750	7.500	
				ND:						
				Final: 12.650	12.450	13.200	13.900	13.550	13.500	79.250
				Place: 29	26	20T	28	19T	17	19
20	67	Shaun Herzog	Daggett Gym	Diff: 6.000	4.200	4.800	5.200	5.000	5.100	
				Exec: 6.300	7.900	8.800	8.250	8.250	8.850	
				ND:			-0.300			
				Final: 12.300	12.100	13.600	13.150	13.250	13.950	78.350
				Place: 33	28	15T	32*	25	11T	20

# 2015 Winter Cup Prelims

## Meet Results







Feb 19, 2015

Rank	Num	Name	Gym	Diff							AA
21	22	Davis Grooms	Champions Gym	Diff: 5.000	5.200	5.300	4.800	4.800	5.100		
				Exec: 7.600	8.150	8.000	9.150	7.150	7.700		
				ND:							
				Final: 12.600	13.350	13.300	13.950	11.950	12.800	77.950	
				Place: 30*	18	18T	27	32	26T	21	
22	21	Jesse Glenn	Army	Diff: 5.800	4.300	4.700	5.200	5.200	5.800		
				Exec: 7.900	8.350	7.350	8.250	6.400	8.300		
				ND:			-0.300				
				Final: 13.700	12.650	12.050	13.150	11.600	14.100	77.250	
				Place: 18T	25	29	32*	33	7T	22	
23	62	Eric Klein	Daggett Gym	Diff: 5.600	4.100	4.300	5.600	4.400	4.400		
				Exec: 7.800	7.750	7.700	8.950	9.100	7.500		
				ND: -0.200							
				Final: 13.200	11.850	12.000	14.550	13.500	11.900	77.000	
				Place: 24	30	30	16T	21T	30	23	
24	34	Addison Chung	NESA	Diff: 4.600	4.400	4.100	4.800	4.000	3.900		
				Exec: 8.150	6.900	8.450	9.550	9.000	9.000		
				ND:							
				Final: 12.750	11.300	12.550	14.350	13.000	12.900	76.850	
				Place: 28	33	26	21T	28	25	24	
25	95	Anton Stephenson	DeVeau's	Diff: 5.500	5.300	4.500	5.600	5.000	4.100		
				Exec: 8.450	7.450	6.000	9.550	8.050	7.100		
				ND:							
				Final: 13.950	12.750	10.500	15.150	13.050	11.200	76.600	
				Place: 13T	24	31	4*	27	32	25	
26	74	Jonathan Zirna	Springfield	Diff: 4.900	5.100	4.100	5.600	5.300	3.700		
				Exec: 7.600	8.900	6.000	8.800	8.250	7.800		
				ND:							
				Final: 12.500	14.000	10.100	14.400	13.550	11.500	76.050	
				Place: 32	11	32	19T	19T	31	26	
27	55	Vitali Kan	Swiss Turners	Diff: 5.400	4.900	4.300	5.200	4.300	2.700		
				Exec: 6.550	7.350	7.950	9.150	6.850	7.850		
				ND:							
				Final: 11.950	12.250	12.250	14.350	11.150	10.550	72.500	
				Place: 34	27	28	21T	34	33	27	
28	20	Stacey Ervin	Univ Michigan	Diff: 6.700	4.800	0.000	5.600	5.200	5.000		
				Exec: 8.900	6.750	0.000	9.500	8.600	8.200		
				ND: -0.100							
				Final: 15.500	11.550	0.000	15.100	13.800	13.200	69.150	
				Place: 2	31*	33*	6	16	22T	28	
29	94	Alec Robin	Univ Oklahoma	Diff: 6.100	5.800	0.000	5.600	5.400	5.500		
				Exec: 8.500	7.950	0.000	8.200	8.100	8.200		
				ND:			-0.300				
				Final: 14.600	13.750	0.000	13.500	13.500	13.700	69.050	
				Place: 8	14	33*	31	21T	13	29	
30	37	Matthew Loochtan	Univ Iowa	Diff: 5.800	0.000	5.800	5.600	5.500	0.000		
				Exec: 8.950	0.000	7.200	9.550	8.350	0.000		
				ND:							
				Final: 14.750	0.000	13.000	15.150	13.850	0.000	56.750	
				Place: 6	34*	23T	4*	14T	34*	30	

# 2015 Winter Cup Prelims

## Meet Results

Feb 19, 2015

Rank	Num	Name	Gym							AA
31	61	Danny Berardini	Univ Oklahoma	Diff: 5.400	0.000	5.200	0.000	5.600	5.900	
				Exec: 8.300	0.000	9.000	0.000	8.750	8.550	
				ND:						
				Final: 13.700	0.000	14.200	0.000	14.350	14.450	56.700
				Place: 18T	34*	8	34*	8T	4	31
32	44	Anthony McCallum	USOTC	Diff: 5.800	0.000	5.400	6.000	4.400	0.000	
				Exec: 7.250	0.000	7.300	8.450	5.800	0.000	
				ND:						
				Final: 13.050	0.000	12.700	14.450	10.200	0.000	50.400
				Place: 26	34*	25	18	35	34*	32
33	82	Steven Lacombe	UC Berkeley	Diff: 5.900	0.000	6.700	5.600	0.000	0.000	
				Exec: 8.400	0.000	8.500	8.850	0.000	0.000	
				ND:			-0.100			
				Final: 14.300	0.000	15.200	14.350	0.000	0.000	43.850
				Place: 9	34*	1T	21T	36*	34*	33
34	43	Adrian de los Angeles	Univ Michigan	Diff: 0.000	5.600	5.300	0.000	6.100	0.000	
				Exec: 0.000	9.300	8.600	0.000	8.400	0.000	
				ND:						
				Final: 0.000	14.900	13.900	0.000	14.500	0.000	43.300
				Place: 35*	4T	11T	34*	6	34*	34
35	17	Nicholas Hunter	Univ Michigan	Diff: 0.000	5.700	0.000	0.000	6.200	5.900	
				Exec: 0.000	8.250	0.000	0.000	7.300	8.150	
				ND:						
				Final: 0.000	13.950	0.000	0.000	13.500	14.050	41.500
				Place: 35*	12	33*	34*	21T	10	35
36	2	Joshua Dixon	Tm Hilton Hhonors	Diff: 6.200	0.000	0.000	5.900	0.000	5.900	
				Exec: 7.550	0.000	0.000	9.500	0.000	6.900	
				ND: -0.400			-0.100			
				Final: 13.350	0.000	0.000	15.300	0.000	12.800	41.450
				Place: 21T	34*	33*	2	36*	26T	36
37	59	Sam Mikulak	Tm Hilton Hhonors	Diff: 0.000	6.000	0.000	0.000	6.200	6.600	
				Exec: 0.000	8.150	0.000	0.000	7.900	6.000	
				ND:						
				Final: 0.000	14.150	0.000	0.000	14.100	12.600	40.850
				Place: 35*	9T	33*	34*	13	28T	37
38	32	Craig Hernandez	Penn State	Diff: 0.000	6.400	0.000	0.000	0.000	0.000	
				Exec: 0.000	8.500	0.000	0.000	0.000	0.000	
				ND:						
				Final: 0.000	14.900	0.000	0.000	0.000	0.000	14.900
				Place: 35*	4T	33*	34*	36*	34*	38