

2015 P&G Championships - Men Day 2

Meet Results - Multi







Aug 16, 2015

Page: 1
Printed: 8/16/2015 4:38:32 PM

Men / SR

Session: 4M

Judge's Signatures

Rank	Num	Name/Gym								AA
1	59	Sam Mikulak Tm Hilton USOTC	Prelims	Final: 14.350	15.100	15.250	15.500	16.250	15.550	92.000
				D/E: 6.7 / 7.650	6.2 / 8.900	6.1 / 9.150	6.1 / 9.400	6.8 / 9.450	6.9 / 8.650	ND:
			Finals	Final: 15.800	14.800	15.500	15.350	15.300	14.900	91.650
				D/E: 6.9 / 8.900	6.2 / 8.600	6.2 / 9.300	6.0 / 9.350	6.7 / 8.600	6.8 / 8.100	ND:
Combined Total: 183.650										
2	29	Donnell Whittenburg Tm Hilton USOTC	Prelims	Final: 15.400	13.900	15.900	15.350	14.350	14.750	89.650
				D/E: 6.8 / 8.600	6.1 / 7.800	6.8 / 9.100	6.0 / 9.350	6.6 / 7.750	6.7 / 8.050	ND:
			Finals	Final: 15.700	14.350	16.100	15.300	15.200	13.000	89.650
				D/E: 6.9 / 8.800	6.2 / 8.150	6.9 / 9.200	6.0 / 9.300	7.0 / 8.200	6.0 / 7.000	ND:
Combined Total: 179.300										
3	16	Chris Brooks Tm Hilton USOTC	Prelims	Final: 13.500	13.050	15.100	15.100	15.400	15.600	87.750
				D/E: 6.0 / 7.500	6.3 / 6.750	6.0 / 9.100	5.6 / 9.500	6.7 / 8.700	7.0 / 8.600	ND:
			Finals	Final: 14.700	13.300	15.050	14.850	15.750	15.750	89.400
				D/E: 6.0 / 8.700	5.6 / 7.700	6.0 / 9.050	5.6 / 9.250	6.8 / 8.950	7.0 / 8.750	ND:
Combined Total: 177.150										
4	56	Alex Naddour Tm Hilton USA Youth	Prelims	Final: 15.150	15.100	14.600	14.600	13.950	13.950	87.350
				D/E: 6.5 / 8.650	6.8 / 8.300	6.2 / 8.400	6.0 / 8.900	6.0 / 7.950	5.6 / 8.350	ND: -0.3
			Finals	Final: 15.050	15.500	14.900	15.000	14.100	13.700	88.250
				D/E: 6.5 / 8.550	6.9 / 8.600	6.2 / 8.700	6.0 / 9.100	6.0 / 8.100	5.6 / 8.100	ND: -0.1
Combined Total: 175.600										
5	84	Marvin Kimble Tm Hilton USOTC	Prelims	Final: 14.450	14.750	15.250	14.700	14.850	13.150	87.150
				D/E: 6.1 / 8.450	6.6 / 8.150	6.3 / 8.950	5.6 / 9.100	6.0 / 8.850	6.4 / 6.750	ND: -0.1
			Finals	Final: 14.350	13.400	15.400	14.750	15.100	15.250	88.250
				D/E: 6.1 / 8.350	6.6 / 6.800	6.3 / 9.100	5.6 / 9.150	6.0 / 9.100	6.8 / 8.450	ND: -0.1
Combined Total: 175.400										
6T	41	Danell Leyva Tm Hilton Universal	Prelims	Final: 13.100	14.600	14.050	14.600	15.700	16.000	88.050
				D/E: 6.5 / 6.700	6.4 / 8.200	5.6 / 8.450	5.2 / 9.400	7.1 / 8.600	7.3 / 8.700	ND: -0.1
			Finals	Final: 14.900	13.350	14.350	14.800	15.350	14.300	87.050
				D/E: 6.6 / 8.300	6.1 / 7.250	5.8 / 8.550	5.2 / 9.600	7.1 / 8.550	7.3 / 7.000	ND: -0.3
Combined Total: 175.100										
6T	50	Steven Legendre Tm Hilton Oklahoma	Prelims	Final: 15.650	13.100	15.300	14.400	14.550	13.950	86.950
				D/E: 6.8 / 8.850	5.7 / 7.400	6.1 / 9.200	6.0 / 8.400	6.1 / 8.450	5.5 / 8.450	ND:
			Finals	Final: 15.650	13.950	15.000	14.450	14.900	14.200	88.150
				D/E: 6.8 / 8.850	5.5 / 8.450	6.1 / 8.900	6.0 / 8.450	6.1 / 8.800	5.5 / 8.700	ND:
Combined Total: 175.100										







2015 P&G Championships - Men Day 2

Page: 2
Printed: 8/16/2015 4:38:32 PM

Meet Results - Multi

Men / SR
Session: 4M

Aug 16, 2015







Rank	Num	Name/Gym								AA
8	73	Paul Ruggeri III Tm Hilton USOTC	Prelims	Final: 15.350	12.950	14.400	15.250	14.450	15.950	88.350
				D/E: 6.7 / 8.650	5.0 / 7.950	5.6 / 8.800	5.9 / 9.450	6.3 / 8.150	6.9 / 9.050	ND: -0.1
			Finals	Final: 15.300	11.750	14.350	15.450	14.850	14.800	86.500
				D/E: 6.7 / 8.600	5.2 / 6.550	5.6 / 8.750	5.9 / 9.550	6.3 / 8.550	7.0 / 7.800	ND:
				<u>Combined Total:</u>						<u>174.850</u>
9	11	Jonathan Horton Tm Hilton Cypress	Prelims	Final: 14.900	13.700	15.050	14.000	15.150	15.500	88.300
				D/E: 6.3 / 8.600	5.2 / 8.500	6.3 / 8.750	5.6 / 8.400	6.3 / 8.850	6.6 / 8.900	ND:
			Finals	Final: 15.150	12.450	15.200	14.650	15.250	13.550	86.250
				D/E: 6.3 / 8.850	5.2 / 7.250	6.3 / 8.900	5.6 / 9.350	6.3 / 8.950	6.1 / 7.450	ND: -0.3
				<u>Combined Total:</u>						<u>174.550</u>
10	3	Donothan Bailey Tm Hilton USOTC	Prelims	Final: 14.500	15.050	14.350	13.800	14.450	14.750	86.900
				D/E: 6.3 / 8.200	6.5 / 8.550	5.7 / 8.650	5.6 / 8.500	6.1 / 8.350	6.0 / 8.750	ND: -0.3
			Finals	Final: 14.400	14.950	14.250	14.600	14.100	14.800	87.100
				D/E: 6.2 / 8.200	6.6 / 8.350	5.7 / 8.550	5.6 / 9.100	6.0 / 8.100	6.1 / 8.700	ND: -0.1
				<u>Combined Total:</u>						<u>174.000</u>
11	64	CJ Maestas U.S.O.T.C.	Prelims	Final: 15.050	13.450	15.550	14.400	14.050	13.400	85.900
				D/E: 6.3 / 8.750	6.1 / 7.350	6.7 / 8.850	5.2 / 9.200	5.8 / 8.250	5.8 / 7.600	ND:
			Finals	Final: 15.000	14.150	15.600	14.400	13.900	14.700	87.750
				D/E: 6.3 / 8.700	6.1 / 8.050	6.7 / 8.900	5.2 / 9.200	5.7 / 8.200	6.3 / 8.400	ND:
				<u>Combined Total:</u>						<u>173.650</u>
12	4	Yul Moldauer Univ of Oklahoma	Prelims	Final: 14.450	14.200	14.100	14.500	14.850	14.000	86.100
				D/E: 5.7 / 8.750	5.5 / 8.700	5.5 / 8.600	5.2 / 9.300	6.0 / 8.850	5.1 / 8.900	ND:
			Finals	Final: 14.900	14.450	14.150	14.400	15.100	14.200	87.200
				D/E: 5.8 / 9.100	5.5 / 8.950	5.5 / 8.650	5.2 / 9.200	6.0 / 9.100	5.3 / 8.900	ND:
				<u>Combined Total:</u>						<u>173.300</u>
13	86	Brandon Wynn Tm Hilton USOTC	Prelims	Final: 14.500	13.250	15.700	14.750	14.900	14.600	87.700
				D/E: 6.0 / 8.500	5.2 / 8.050	6.8 / 8.900	5.6 / 9.150	6.6 / 8.300	6.0 / 8.600	ND:
			Finals	Final: 12.600	13.500	15.800	14.750	14.650	14.200	85.500
				D/E: 5.9 / 7.000	5.2 / 8.300	6.9 / 8.900	5.6 / 9.150	6.6 / 8.050	5.5 / 8.700	ND: -0.3
				<u>Combined Total:</u>						<u>173.200</u>
14	78	Eddie Penev Tm Hilton USOTC	Prelims	Final: 15.200	13.950	12.850	15.100	14.550	14.000	85.650
				D/E: 6.7 / 8.500	6.0 / 7.950	5.4 / 7.450	5.8 / 9.300	5.9 / 8.650	6.1 / 7.900	ND:
			Finals	Final: 15.600	13.650	13.800	15.150	14.850	14.350	87.400
				D/E: 6.8 / 8.800	6.0 / 7.650	5.4 / 8.400	5.8 / 9.350	6.0 / 8.850	6.2 / 8.150	ND:
				<u>Combined Total:</u>						<u>173.050</u>

2015 P&G Championships - Men Day 2

Meet Results - Multi

Aug 16, 2015

Men / SR
Session: 4M

Rank	Num	Name/Gym								AA
15	91	Allan Bower Univ of Oklahoma	Prelims	Final: 13.500	14.450	14.300	14.850	14.650	14.300	86.050
				D/E: 5.7 / 7.800	6.3 / 8.150	5.8 / 8.500	5.6 / 9.250	6.1 / 8.550	5.5 / 8.800	ND:
			Finals	Final: 14.700	13.550	14.350	14.800	14.750	14.350	86.500
				D/E: 5.8 / 8.900	6.2 / 7.350	5.8 / 8.550	5.6 / 9.200	6.1 / 8.650	5.5 / 8.850	ND:
Combined Total: 172.550										
16	49	Sean Melton Ohio State	Prelims	Final: 14.650	13.700	15.400	14.150	14.900	13.250	86.050
				D/E: 5.9 / 8.750	6.7 / 7.000	6.4 / 9.000	5.6 / 8.650	6.6 / 8.300	5.9 / 7.350	ND:
			Finals	Final: 14.950	13.150	14.850	14.750	14.150	13.900	85.750
				D/E: 6.0 / 8.950	6.5 / 6.650	6.3 / 8.550	5.6 / 9.250	6.2 / 7.950	5.9 / 8.000	ND:
Combined Total: 171.800										
17	75	Akash Modi Stanford	Prelims	Final: 14.750	12.000	13.900	13.450	14.750	14.500	83.350
				D/E: 6.5 / 8.250	6.1 / 5.900	5.7 / 8.200	5.6 / 8.150	6.4 / 8.350	6.2 / 8.300	ND:
			Finals	Final: 14.950	14.600	14.150	14.850	15.400	14.100	88.050
				D/E: 6.5 / 8.450	6.4 / 8.200	5.6 / 8.550	5.6 / 9.250	6.4 / 9.000	6.1 / 8.000	ND:
Combined Total: 171.400										
18	26	Hunter Justus Univ of Oklahoma	Prelims	Final: 14.600	13.750	14.950	14.850	14.850	13.700	86.700
				D/E: 6.0 / 8.600	5.0 / 8.750	6.0 / 8.950	5.6 / 9.250	5.9 / 8.950	5.1 / 8.600	ND:
			Finals	Final: 14.500	13.850	13.800	14.700	14.200	13.150	84.200
				D/E: 6.0 / 8.500	5.3 / 8.550	5.6 / 8.200	5.6 / 9.100	5.9 / 8.300	5.0 / 8.150	ND:
Combined Total: 170.900										
19	87	Cameron Bock SCATS	Prelims	Final: 14.200	14.000	14.000	14.700	14.200	13.850	84.950
				D/E: 6.1 / 8.200	5.6 / 8.400	5.3 / 8.700	5.2 / 9.500	5.8 / 8.400	5.5 / 8.350	ND:
			Finals	Final: 13.400	14.400	14.200	14.500	14.850	14.400	85.750
				D/E: 6.1 / 7.600	5.6 / 8.800	5.3 / 8.900	5.2 / 9.400	5.9 / 8.950	5.6 / 8.800	ND:
Combined Total: 170.700										
20	12	Alec Yoder Interactive	Prelims	Final: 13.200	15.600	15.050	14.600	11.350	14.450	84.250
				D/E: 5.6 / 7.700	6.5 / 9.100	5.8 / 9.250	5.2 / 9.400	5.9 / 5.450	5.6 / 8.850	ND:
			Finals	Final: 14.000	13.950	14.950	14.350	14.100	14.500	85.850
				D/E: 5.6 / 8.400	6.3 / 7.650	5.8 / 9.150	5.2 / 9.150	6.0 / 8.100	5.6 / 8.900	ND:
Combined Total: 170.100										
21	57	Kyle Zemeir UC Berkeley	Prelims	Final: 14.600	13.300	14.200	14.900	14.850	13.200	85.050
				D/E: 6.3 / 8.300	5.2 / 8.100	5.5 / 8.700	5.6 / 9.300	5.8 / 9.050	5.5 / 7.700	ND:
			Finals	Final: 14.750	12.150	14.750	14.550	14.550	14.200	84.950
				D/E: 6.3 / 8.550	5.1 / 7.050	5.6 / 9.150	5.6 / 9.050	5.7 / 8.850	5.7 / 8.500	ND:
Combined Total: 170.000										







2015 P&G Championships - Men Day 2

Meet Results - Multi

Aug 16, 2015

Page: 4
Printed: 8/16/2015 4:38:32 PM







Men / SR
Session: 4M

Rank	Num	Name/Gym								AA
22	7	Matt Felleman Penn State	Prelims	Final: 14.500	13.750	13.750	14.700	14.050	13.200	83.950
				D/E: 6.0 / 8.500	5.5 / 8.250	5.5 / 8.250	5.2 / 9.500	5.7 / 8.350	6.0 / 7.200	ND:
			Finals	Final: 14.800	13.650	14.150	14.400	13.950	14.650	85.600
				D/E: 6.1 / 8.700	5.5 / 8.150	5.8 / 8.350	5.2 / 9.200	5.8 / 8.150	6.0 / 8.650	ND:
Combined Total: 169.550										
23	83	Colin Van Wicklen Univ of Oklahoma	Prelims	Final: 15.300	12.900	14.000	15.100	13.150	14.400	84.850
				D/E: 6.4 / 8.900	4.4 / 8.500	5.2 / 8.800	6.0 / 9.100	6.0 / 7.150	5.6 / 8.800	ND:
			Finals	Final: 14.200	13.550	14.100	14.150	13.750	14.600	84.350
				D/E: 6.2 / 8.000	4.7 / 8.850	5.5 / 8.600	6.0 / 8.150	6.0 / 7.750	5.7 / 8.900	ND:
Combined Total: 169.200										
24T	14	Trevor Howard Penn State	Prelims	Final: 14.800	11.900	15.200	14.650	14.550	13.850	84.950
				D/E: 6.4 / 8.400	4.8 / 7.100	6.4 / 8.800	5.6 / 9.050	6.2 / 8.350	5.3 / 8.550	ND:
			Finals	Final: 13.400	12.500	15.000	14.700	13.950	14.200	83.750
				D/E: 6.5 / 6.900	4.9 / 7.600	6.4 / 8.600	5.6 / 9.100	6.1 / 7.850	5.4 / 8.800	ND:
Combined Total: 168.700										
24T	45	Kevin Wolting UC Berkeley	Prelims	Final: 15.100	13.100	13.800	15.150	13.100	13.200	83.450
				D/E: 6.0 / 9.100	5.7 / 7.400	5.3 / 8.500	5.6 / 9.550	5.4 / 7.700	5.4 / 7.800	ND:
			Finals	Final: 14.800	14.150	13.950	15.300	14.000	13.050	85.250
				D/E: 5.9 / 8.900	5.6 / 8.550	5.3 / 8.650	5.6 / 9.700	5.5 / 8.500	5.6 / 7.450	ND:
Combined Total: 168.700										
26	18	Robert Neff Stanford	Prelims	Final: 14.250	13.650	13.450	14.250	14.150	14.300	84.050
				D/E: 5.8 / 8.450	5.1 / 8.550	5.1 / 8.350	5.2 / 9.050	5.5 / 8.650	5.7 / 8.600	ND:
			Finals	Final: 14.400	13.550	13.750	14.350	13.750	14.400	84.200
				D/E: 5.9 / 8.500	5.1 / 8.450	5.2 / 8.550	5.2 / 9.150	5.5 / 8.250	5.7 / 8.700	ND:
Combined Total: 168.250										
27	38	Peter Daggett Univ of Oklahoma	Prelims	Final: 14.300	13.100	14.400	13.900	14.250	14.100	84.050
				D/E: 5.4 / 8.900	5.1 / 8.000	5.5 / 8.900	4.8 / 9.100	5.4 / 8.850	5.3 / 8.800	ND:
			Finals	Final: 14.100	13.250	14.750	13.900	14.150	13.150	83.300
				D/E: 5.4 / 8.700	5.1 / 8.150	5.5 / 9.250	4.8 / 9.100	5.3 / 8.850	5.1 / 8.050	ND:
Combined Total: 167.350										
28	76	Tristan Burke WOGA Frisco	Prelims	Final: 13.300	13.450	14.300	14.900	13.050	13.450	82.450
				D/E: 6.1 / 7.200	5.2 / 8.250	5.4 / 8.900	5.6 / 9.300	5.5 / 7.550	5.2 / 8.250	ND:
			Finals	Final: 13.850	13.450	14.500	14.900	14.000	13.650	84.350
				D/E: 6.1 / 7.750	5.2 / 8.250	5.4 / 9.100	5.6 / 9.300	5.5 / 8.500	5.2 / 8.450	ND:
Combined Total: 166.800										

2015 P&G Championships - Men Day 2

Meet Results - Multi

Aug 16, 2015

Rank	Num	Name/Gym								AA
29	10	Dmitri Belanovski Univ of Michigan	Prelims	Final: 14.300	13.250	13.650	14.350	13.800	14.300	83.650
				D/E: 5.7 / 8.700	5.7 / 7.550	5.3 / 8.350	5.2 / 9.150	5.8 / 8.000	5.9 / 8.400	
				ND: -0.1						
			Finals	Final: 13.700	13.800	14.200	14.100	12.000	13.700	81.500
				D/E: 5.5 / 8.200	5.7 / 8.100	5.4 / 8.800	5.2 / 9.000	5.8 / 6.200	5.6 / 8.100	
				ND:			-0.1			
									<u>Combined Total:</u>	<u>165.150</u>
30	8	Jack Boyle Univ of Iowa	Prelims	Final: 13.200	12.550	14.000	13.100	13.150	13.350	79.350
				D/E: 5.6 / 7.600	5.2 / 7.350	6.2 / 7.800	5.2 / 8.000	5.7 / 7.450	6.3 / 7.050	
				ND:			-0.1			
			Finals	Final: 14.300	12.700	13.350	13.300	13.650	13.600	80.900
				D/E: 5.9 / 8.400	5.2 / 7.500	6.0 / 7.350	4.4 / 8.900	5.8 / 7.850	6.2 / 7.400	
				ND:						
									<u>Combined Total:</u>	<u>160.250</u>
31	2	Joshua Dixon U.S.O.T.C.	Prelims	Final: 13.850	12.450	12.950	15.000	13.050	14.000	81.300
				D/E: 6.6 / 7.250	5.6 / 6.850	5.2 / 7.750	5.8 / 9.300	5.1 / 7.950	5.9 / 8.100	
				ND:			-0.1			
			Finals	Final: 15.450	12.900	12.400	14.400	0.000	14.450	69.600
				D/E: 6.7 / 8.750	5.6 / 7.300	5.2 / 7.200	5.4 / 9.000	0.0 / 0.000	6.2 / 8.250	
				ND:						
									<u>Combined Total:</u>	<u>150.900</u>
32	63	Leroy Clarke, Jr. Penn State	Prelims	Final:	14.200	14.000	13.750	13.850	55.800
				D/E:	5.7 / 8.500	5.9 / 8.100	5.8 / 7.950	5.3 / 8.550	
				ND:						
			Finals	Final:	12.600	14.150	14.400	14.150	55.300
				D/E:	5.1 / 7.500	5.9 / 8.250	5.9 / 8.500	5.4 / 8.750	
				ND:						
									<u>Combined Total:</u>	<u>111.100</u>
33	58	Andrew Botto Univ of Iowa	Prelims	Final: 13.450	14.150	14.700	12.950	55.250
				D/E: 5.5 / 7.950	6.0 / 8.150	5.6 / 9.100	5.3 / 7.650	
				ND:						
			Finals	Final: 13.000	14.500	13.600	13.600	54.700
				D/E: 5.2 / 7.800	6.1 / 8.400	5.6 / 8.100	5.3 / 8.300	
				ND:			-0.1			
									<u>Combined Total:</u>	<u>109.950</u>
34	43	Adrian de los Angeles Univ of Michigan	Prelims	Final: 13.700	13.950	13.650	14.450	14.300	12.550	82.600
				D/E: 6.2 / 7.800	5.6 / 8.350	5.7 / 7.950	5.6 / 8.950	6.1 / 8.200	5.8 / 6.750	
				ND: -0.3			-0.1			
			Finals	Final: 0.000	0.000	0.000	13.400	0.000	0.000	13.400
				D/E: 0.0 / 0.000	0.0 / 0.000	0.0 / 0.000	5.6 / 8.100	0.0 / 0.000	0.0 / 0.000	
				ND:			-0.3			
									<u>Combined Total:</u>	<u>96.000</u>
35	21	Stacey Ervin Univ of Michigan	Prelims	Final: 15.800	14.800	13.900	44.500
				D/E: 6.8 / 9.000	5.6 / 9.200	5.3 / 8.600	
				ND:						
			Finals	Final: 15.150	15.100	14.200	44.450
				D/E: 6.7 / 8.450	5.6 / 9.500	5.4 / 8.800	
				ND:						
									<u>Combined Total:</u>	<u>88.950</u>







2015 P&G Championships - Men Day 2

Meet Results - Multi

Aug 16, 2015

Page: 6
Printed: 8/16/2015 4:38:32 PM

Men / SR
Session: 4M

Rank	Num	Name/Gym								AA
36	61	Danny Berardini Univ of Oklahoma	Prelims	Final: _____	_____	14.250	_____	14.550	14.750	43.550
				D/E: _____		5.2 / 9.050		6.2 / 8.350	5.9 / 8.850	
			ND: _____							
			Finals	Final: _____	_____	14.350	_____	15.100	14.750	44.200
				D/E: _____		5.2 / 9.150		6.2 / 8.900	5.9 / 8.850	
			ND: _____							
Combined Total:										87.750
37	82	Steven Lacombe UC Berkeley	Prelims	Final: 11.600	_____	15.450	15.000	_____	_____	42.050
				D/E: 6.0 / 5.800		6.8 / 8.650	5.6 / 9.400			
			ND: -0.2							
			Finals	Final: 14.450	_____	15.700	15.100	_____	_____	45.250
				D/E: 6.3 / 8.250		6.8 / 8.900	5.6 / 9.500			
			ND: -0.1							
Combined Total:										87.300
38	17	Nick Hunter Univ of Michigan	Prelims	Final: _____	13.850	_____	_____	14.050	12.700	40.600
				D/E: _____	5.8 / 8.050			6.2 / 7.850	5.6 / 7.100	
			ND: _____							
			Finals	Final: _____	14.150	_____	_____	13.700	13.400	41.250
				D/E: _____	5.5 / 8.650			6.2 / 7.500	5.5 / 7.900	
			ND: _____							
Combined Total:										81.850
39	62	Michael Reid Univ of Oklahoma	Prelims	Final: _____	15.050	_____	_____	14.900	_____	29.950
				D/E: _____	6.3 / 8.750			6.1 / 8.800		
			ND: _____							
			Finals	Final: _____	14.650	_____	_____	13.350	_____	28.000
				D/E: _____	6.3 / 8.350			6.0 / 7.350		
			ND: _____							
Combined Total:										57.950