

NCAA Gymnastics Score Sheet

Teams: Home Iowa-Men

Visitor Ohio State

Date Feb 1, 2015

Place University Of Iowa

Attendance 0

	Name	D	1 2 3 4				nd	AVE	Name	D	1 2 3 4				nd	AVE
			1	2	3	4					1	2	3	4		
FLOOR	1 Cory Paterson	114	5.50	8.60	8.50			14.050	1 Emeric Quade	310	5.80	8.90	8.60			14.550
	2 Lance Alberhasky	101	5.50	8.40	8.60			14.000	2 Andrew Teal	315	5.80	6.90	6.90			12.700
	3 Cyrus Dobre-Mofid	105	5.70	8.80	8.70			14.450	3 Jake Martin	312	6.10	8.00	8.10			14.150
	4 Brandon Field	107	5.80	8.50	8.50			14.300	4 Alex Wilson	305	5.80	7.90	7.70			13.600
	5 Jack Boyle	104	5.70	9.10	8.90			14.700	5 Meyer Williams	304	5.60	8.80	8.50			14.250
	6 Matt Loochtan	110	5.90	7.00	6.50			12.650	6 Daniel Steiner	308	6.10	8.80	8.90			14.950

Floor Score: 71.500 Running Score: 71.500 Floor Score: 71.500 Running Score: 71.500

	Name	D	1 2 3 4				nd	AVE	Name	D	1 2 3 4				nd	AVE
			1	2	3	4					1	2	3	4		
POMMEL	1 David Spanier	115	4.60	8.30	8.00			12.750	1 Logan Melander	313	4.70	8.50	8.30			13.100
	2 Emmanuel Monroy	111	5.10	8.60	8.40			13.600	2 Donald Yeager	307	5.30	8.00	8.00			13.300
	3 Del Vecchio Orozco	112	5.70	8.10	8.30			13.900	3 Alex Nork	309	5.80	9.10	8.90			14.800
	4 Elijah Parsells	113	5.40	8.40	8.20			13.700	4 Evan Bluemel	306	5.50	7.80	8.00			13.400
	5 Austin Hodges	109	5.10	8.00	7.80			13.000	5 Jake Martin	312	5.60	8.80	8.60			14.300
	6 Doug Sullivan	117	6.10	8.80	9.00			15.000	6 Cody Teaney	302	5.50	8.80	8.60			14.200

Pommel Score: 69.200 Running Score: 140.700 Pommel Score: 70.000 Running Score: 141.500

	Name	D	1 2 3 4				nd	AVE	Name	D	1 2 3 4				nd	AVE
			1	2	3	4					1	2	3	4		
RINGS	1 Andrew Botto	103	6.10	8.80	8.40			14.700	1 Andrew Rickly	314	5.50	8.80	8.40			14.100
	2 Jack Boyle	104	6.50	8.90	8.70			15.300	2 Alex Wilson	305	5.50	8.60	8.50			14.050
	3 Lance Alberhasky	101	6.10	8.60	8.30			14.550	3 Larry Mayer	301	5.50	5.60	6.00			11.300
	4 Matt Loochtan	110	6.00	9.00	9.10			15.050	4 Alex Nork	309	5.80	9.00	8.60			14.600
	5 William Albert	102	6.50	8.40	8.60			15.000	5 Cody Teaney	302	6.00	8.20	8.20			14.200
	6 Dylan Ellsworth	106	5.20	8.70	8.50			13.800	6 Drew Moling	303	6.30	8.80	8.40			14.900

Rings Score: 74.600 Running Score: 215.300 Rings Score: 71.850 Running Score: 213.350

	Name	D	1 2 3 4				nd	AVE	Name	D	1 2 3 4				nd	AVE
			1	2	3	4					1	2	3	4		
VAULT	1 Cory Paterson	114	4.80	9.50	9.50			14.300	1 Logan Melander	313	5.20	9.10	9.20			14.350
	2 Andrew Botto	103	5.20	9.10	9.10			14.300	2 Emeric Quade	310	5.20	9.00	9.00			14.200
	3 Brandon Field	107	5.20	8.20	8.40			13.500	3 Seth Delbridge	311	5.20	9.30	9.40			14.550
	4 Cyrus Dobre-Mofid	105	5.20	9.40	9.30			14.550	4 Drew Moling	303	5.60	8.70	8.70			14.300
	5 William Albert	102	5.20	9.20	9.40			14.500	5 Alex Wilson	305	5.60	9.10	9.20			14.750
	6 Dylan Ellsworth	106	5.60	9.00	9.00			14.600	6 Larry Mayer	301	5.60	8.90	9.10			14.600

Vault Score: 72.250 Running Score: 287.550 Vault Score: 72.550 Running Score: 285.900

	Name	D	1 2 3 4				nd	AVE	Name	D	1 2 3 4				nd	AVE
			1	2	3	4					1	2	3	4		
P.BAR	1 Matt Loochtan	110	5.50	8.60	8.50			14.050	1 Andrew Rickly	314	5.80	8.10	7.70			13.700
	2 Dylan Ellsworth	106	5.50	8.60	8.70			14.150	2 Donald Yeager	307	5.40	7.80	7.90			13.250
	3 Jack Boyle	104	5.80	8.10	7.90			13.800	3 Meyer Williams	304	4.90	8.00	7.70			12.750
	4 Cyrus Dobre-Mofid	105	6.00	8.50	8.80			14.650	4 Alex Nork	309	5.70	8.60	8.50			14.250
	5 Lance Alberhasky	101	5.90	7.80	7.40			13.500	5 Alex Wilson	305	5.60	8.00	7.60			13.400
	6 Cory Paterson	114	5.80	8.30	8.20			14.050	6 Drew Moling	303	5.70	6.80	6.40			12.300

P. Bar Score: 70.700 Running Score: 358.250 P. Bar Score: 67.350 Running Score: 353.250

	Name	D	1 2 3 4				nd	AVE	Name	D	1 2 3 4				nd	AVE
			1	2	3	4					1	2	3	4		
H.BAR	1 Del Vecchio Orozco	112	5.60	8.70	8.80			14.350	1 Donald Yeager	307	5.40	7.10	7.20			12.550
	2 Lance Alberhasky	101	5.50	8.90	8.70			14.300	2 Seth Delbridge	311	5.40	8.80	8.70			14.150
	3 Jack Boyle	104	6.00	6.40	6.60			12.500	3 Drew Moling	303	5.70	7.70	7.50			13.300
	4 Cory Paterson	114	5.90	8.40	8.60			14.400	4 Andrew Rickly	314	5.80	8.20	8.20			14.000
	5 Cyrus Dobre-Mofid	105	5.90	8.80	8.70			14.650	5 Alex Nork	309	5.50	7.60	7.90			13.250
	6 Austin Hodges	109	5.30	7.00	7.30			12.450	6 Jake Martin	312	5.90	8.90	8.60			14.650

H. Bar Score: 70.200 Running Score: 428.450 H. Bar Score: 69.350 Running Score: 422.600

Final Team Score: 428.450

Final Team Score: 422.600

All-Arounders

All-Arounders

	FX	PH	SR	VT	PB	HB	AA		FX	PH	SR	VT	PB	HB	AA

Judge's Signatures *FX Gerrit DeJonge *PH Jeremy Bourdette *SR Tom Dunn *VT Eric Smith *PB Gerrit DeJonge *HB Dan Bachman
 * Head Judge
 Coach's Signature Relapys 2:35pm Coach's Signature John Haines 2:37

NCAA Gymnastics Score Sheet

Teams: Home Oklahoma Visitor _____

Date Feb 1, 2015 Place University Of Iowa Attendance 0

Name		D	1	2	3	4	nd	AVE	Name		D	1	2	3	4	nd	AVE
FLOOR	1 Hunter Justus	207	6.00	9.10	9.30			15.200									
	2 Todd Dowdy	205	6.00	8.90	8.70			14.800									
	3 Dylan Akers	201	5.90	9.00	8.80			14.800									
	4 Allan Bower	203	5.80	8.50	8.50			14.300									
	5 Colin VanWicklen	213	6.30	8.60	8.50			14.850									
	6 Alec Robin	211	6.10	8.90	9.00			15.050									

Floor Score: 74.700 Running Score: 74.700 Floor Score: 0.000 Running Score: 0.000

Pommel	1 Hunter Justus	207	5.30	8.80	8.60			14.000									
	2 Sergey Resnick	210	4.90	8.10	7.60			12.750									
	3 Jacoby Rubin	215	6.00	8.40	8.50			14.450									
	4 Alec Robin	211	5.80	8.70	8.50			14.400									
	5 Allan Bower	203	5.70	8.00	7.80			13.600									
	6 Michael Reid	209	6.30	9.40	9.40			15.700									

Pommel Score: 72.150 Running Score: 146.850 Pommel Score: 0.000 Running Score: 0.000

Rings	1 Hunter Justus	207	6.10	8.80	8.60			14.800									
	2 William Clement	204	5.10	8.60	8.50			13.650									
	3 Colin VanWicklen	213	5.80	8.10	7.80			13.750									
	4 Danny Berardini	202	5.20	9.50	9.30			14.600									
	5 Thao Hoang	206	6.20	9.20	8.90			15.250									
	6 Michael Squires	212	6.60	8.90	9.10			15.600									

Rings Score: 74.000 Running Score: 220.850 Rings Score: 0.000 Running Score: 0.000

Vault	1 Dylan Akers	201	5.20	9.10	9.30			14.400									
	2 Alec Robin	211	5.20	9.20	9.00			14.300									
	3 Thao Hoang	206	5.20	9.50	9.60			14.750									
	4 Joshua Yee	214	5.20	9.50	9.60			14.750									
	5 Colin VanWicklen	213	5.20	9.60	9.60			14.800									
	6 Allan Bower	203	5.20	8.80	9.00			14.100									

Vault Score: 73.000 Running Score: 293.850 Vault Score: 0.000 Running Score: 0.000

P Bar	1 Dylan Akers	201	6.10	8.80	8.60			14.800									
	2 Sergey Resnick	210	5.70	8.90	8.60			14.450									
	3 Hunter Justus	207	5.90	8.50	8.30			14.300									
	4 Allan Bower	203	6.30	8.50	8.30			14.700									
	5 Jacoby Rubin	215	6.10	8.80	8.60			14.800									
	6 Michael Reid	209	6.00	8.60	8.40			14.500									

P. Bar Score: 73.250 Running Score: 367.100 P. Bar Score: 0.000 Running Score: 0.000

H Bar	1 Alec Robin	211	5.90	8.60	8.60			14.500									
	2 Allan Bower	203	5.60	8.90	9.00			14.550									
	3 Colin VanWicklen	213	5.80	8.60	8.80			14.500									
	4 Jacoby Rubin	215	5.70	8.70	8.80			14.450									
	5 Danny Berardini	202	6.00	9.20	9.00			15.100									
	6 William Clement	204	6.00	9.00	9.20			15.100									

H. Bar Score: 73.750 Running Score: 440.850 H. Bar Score: 0.000 Running Score: 0.000

Final Team Score: 440.850

Final Team Score: 0.000

All-Arounders

All-Arounders

	Bower	VanWicklen															
FX	14.300	14.850															
PH	13.600	12.700															
SR	14.250	13.750															
VT	14.100	14.800															
PB	14.700	13.650															
HB	14.550	14.500															
AA	85.500	84.250															

Judge's Signatures *FX [Signature] PH [Signature] *SR [Signature] *VT [Signature] *PB [Signature] *HB [Signature]
 * Head Judge [Signature] FX [Signature] PH [Signature] SR [Signature] VT [Signature] PB [Signature] HB [Signature]
 Coach's Signature [Signature] Coach's Signature [Signature]

[Signature] 2:30

Iowa Vs Oklahoma, Ohio State

Event Results - Floor

Feb 1, 2015

Page: 1
Printed: 2/1/2015 2:28:43 PM

Men / C
Session: 1



Rank	Num	Name	Gym	Diff	Exec	ND	Score	Out
1	207	Hunter Justus	OU	6.000	9.200	..	15.200	0.000
2	211	Alec Robin	OU	6.100	8.950	..	15.050	0.150
3	308	Daniel Steiner	OSU	6.100	8.850	..	14.950	0.250
4	213	Colin VanWicklen	OU	6.300	8.550	..	14.850	0.350
5T	201	Dylan Akers	OU	5.900	8.900	..	14.800	0.400
5T	205	Todd Dowdy	OU	6.000	8.800	..	14.800	0.400
7	104	Jack Boyle	Iowa-M	5.700	9.000	..	14.700	0.500
8	310	Emeric Quade	OSU	5.800	8.750	..	14.550	0.650
9	105	Cyrus Dobre-Mofid	Iowa-M	5.700	8.750	..	14.450	0.750
10*	203	Allan Bower	OU	5.800	8.500	..	14.300	0.900
10*	107	Brandon Field	Iowa-M	5.800	8.500	..	14.300	0.900
12	304	Meyer Williams	OSU	5.600	8.650	..	14.250	0.950
13	312	Jake Martin	OSU	6.100	8.050	..	14.150	1.050
14	114	Cory Paterson	Iowa-M	5.500	8.550	..	14.050	1.150
15	101	Lance Alberhasky	Iowa-M	5.500	8.500	..	14.000	1.200
16	305	Alex Wilson	OSU	5.800	7.800	..	13.600	1.600
17	315	Andrew Teal	OSU	5.800	6.900	..	12.700	2.500
18	110	Matt Loochtan	Iowa-M	5.900	6.750	..	12.650	2.550
19*	313	Logan Melander	OSU	—	—	..	—	15.200
19*	206	Thao Hoang	OU	—	—	..	—	15.200

Iowa Vs Oklahoma, Ohio State

Event Results - Pommel

Feb 1, 2015

Page: 1
Printed: 2/1/2015 2:28:44 PM

Men / C
Session: 1



Rank	Num	Name	Gym	Diff	Exec	ND	Score	Out
1	209	Michael Reid	OU	6.300	9.400	-.-	15.700	0.000
2	117	Doug Sullivan	Iowa-M	6.100	8.900	-.-	15.000	0.700
3	309	Alex Nork	OSU	5.800	9.000	-.-	14.800	0.900
4	215	Jacoby Rubin	OU	6.000	8.450	-.-	14.450	1.250
5	211	Alec Robin	OU	5.800	8.600	-.-	14.400	1.300
6	312	Jake Martin	OSU	5.600	8.700	-.-	14.300	1.400
7	302	Cody Teaney	OSU	5.500	8.700	-.-	14.200	1.500
8	207	Hunter Justus	OU	5.300	8.700	-.-	14.000	1.700
9	112	Del Vecchio Orozco	Iowa-M	5.700	8.200	-.-	13.900	1.800
10	113	Elijah Parsells	Iowa-M	5.400	8.300	-.-	13.700	2.000
11T	111	Emmanuel Monroy	Iowa-M	5.100	8.500	-.-	13.600	2.100
11T	203	Allan Bower	OU	5.700	7.900	-.-	13.600	2.100
13	306	Evan Bluemel	OSU	5.500	7.900	-.-	13.400	2.300
14	307	Donald Yeager	OSU	5.300	8.000	-.-	13.300	2.400
15	313	Logan Melander	OSU	4.700	8.400	-.-	13.100	2.600
16	109	Austin Hodges	Iowa-M	5.100	7.900	-.-	13.000	2.700
17T	115	David Spanier	Iowa-M	4.600	8.150	-.-	12.750	2.950
17T	210	Sergey Resnick	OU	4.900	7.850	-.-	12.750	2.950
19	213	Colin VanWicklen	OU	4.700	8.000	-.-	12.700	3.000

Iowa Vs Oklahoma, Ohio State

Event Results - Rings

Feb 1, 2015

Page: 1
Printed: 2/1/2015 2:28:44 PM

Men / C
Session: 1



Rank	Num	Name	Gym	Diff	Exec	ND	Score	Out
1	212	Michael Squires	OU	6.600	9.000	-.-	15.600	0.000
2	104	Jack Boyle	Iowa-M	6.500	8.800	-.-	15.300	0.300
3	206	Thao Hoang	OU	6.200	9.050	-.-	15.250	0.350
4	110	Matt Loochtan	Iowa-M	6.000	9.050	-.-	15.050	0.550
5	102	William Albert	Iowa-M	6.500	8.500	-.-	15.000	0.600
6	303	Drew Moling	OSU	6.300	8.600	-.-	14.900	0.700
7	207	Hunter Justus	OU	6.100	8.700	-.-	14.800	0.800
8	103	Andrew Botto	Iowa-M	6.100	8.600	-.-	14.700	0.900
9T	202	Danny Berardini	OU	5.200	9.400	-.-	14.600	1.000
9T	309	Alex Nork	OSU	5.800	8.800	-.-	14.600	1.000
11	101	Lance Alberhasky	Iowa-M	6.100	8.450	-.-	14.550	1.050
12	203	Allan Bower	OU	5.600	8.650	-.-	14.250	1.350
13	302	Cody Teaney	OSU	6.000	8.200	-.-	14.200	1.400
14	314	Andrew Rickly	OSU	5.500	8.600	-.-	14.100	1.500
15	305	Alex Wilson	OSU	5.500	8.550	-.-	14.050	1.550
16	106	Dylan Ellsworth	Iowa-M	5.200	8.600	-.-	13.800	1.800
17	213	Colin VanWicklen	OU	5.800	7.950	-.-	13.750	1.850
18	204	William Clement	OU	5.100	8.550	-.-	13.650	1.950
19	301	Larry Mayer	OSU	5.500	5.800	-.-	11.300	4.300
20	312	Jake Martin	OSU	-.-	-.-	-.-	-.-	15.600

Iowa Vs Oklahoma, Ohio State

Event Results - Vault

Feb 1, 2015

Page: 1
Printed: 2/1/2015 2:28:45 PM

Men / C
Session: 1



Rank	Num	Name	Gym	Diff	Exec	ND	Score	Out
1	213	Colin VanWicklen	OU	5.200	9.600	.._	14.800	0.000
2*	214	Joshua Yee	OU	5.200	9.550	.._	14.750	0.050
2*	206	Thao Hoang	OU	5.200	9.550	.._	14.750	0.050
2T	305	Alex Wilson	OSU	5.600	9.150	.._	14.750	0.050
5T	301	Larry Mayer	OSU	5.600	9.000	.._	14.600	0.200
5T	106	Dylan Ellsworth	Iowa-M	5.600	9.000	.._	14.600	0.200
7*	311	Seth Delbridge	OSU	5.200	9.350	.._	14.550	0.250
7*	105	Cyrus Dobre-Mofid	Iowa-M	5.200	9.350	.._	14.550	0.250
9	102	William Albert	Iowa-M	5.200	9.300	.._	14.500	0.300
10	201	Dylan Akers	OU	5.200	9.200	.._	14.400	0.400
11	313	Logan Melander	OSU	5.200	9.150	.._	14.350	0.450
12T	114	Cory Paterson	Iowa-M	4.800	9.500	.._	14.300	0.500
12T	211	Alec Robin	OU	5.200	9.100	.._	14.300	0.500
12T	103	Andrew Botto	Iowa-M	5.200	9.100	.._	14.300	0.500
12T	303	Drew Moling	OSU	5.600	8.700	.._	14.300	0.500
16	310	Emeric Quade	OSU	5.200	9.000	.._	14.200	0.600
17	203	Allan Bower	OU	5.200	8.900	.._	14.100	0.700
18	107	Brandon Field	Iowa-M	5.200	8.300	.._	13.500	1.300
19	205	Todd Dowdy	OU	.._	.._	.._	.._	14.800

Iowa Vs Oklahoma, Ohio State

Event Results - P Bars

Feb 1, 2015

Page: 1
Printed: 2/1/2015 2:28:46 PM

Men / C
Session: 1



Rank	Num	Name	Gym	Diff	Exec	ND	Score	Out
1*	215	Jacoby Rubin	OU	6.100	8.700	..-	14.800	0.000
1*	201	Dylan Akers	OU	6.100	8.700	..-	14.800	0.000
3	203	Allan Bower	OU	6.300	8.400	..-	14.700	0.100
4	105	Cyrus Dobre-Mofid	Iowa-M	6.000	8.650	..-	14.650	0.150
5	209	Michael Reid	OU	6.000	8.500	..-	14.500	0.300
6	210	Sergey Resnick	OU	5.700	8.750	..-	14.450	0.350
7	207	Hunter Justus	OU	5.900	8.400	..-	14.300	0.500
8	309	Alex Nork	OSU	5.700	8.550	..-	14.250	0.550
9	106	Dylan Ellsworth	Iowa-M	5.500	8.650	..-	14.150	0.650
10T	110	Matt Loochtan	Iowa-M	5.500	8.550	..-	14.050	0.750
10T	114	Cory Paterson	Iowa-M	5.800	8.250	..-	14.050	0.750
12	104	Jack Boyle	Iowa-M	5.800	8.000	..-	13.800	1.000
13	314	Andrew Rickly	OSU	5.800	7.900	..-	13.700	1.100
14	213	Colin VanWicklen	OU	6.000	7.650	..-	13.650	1.150
15	101	Lance Alberhasky	Iowa-M	5.900	7.600	..-	13.500	1.300
16	305	Alex Wilson	OSU	5.600	7.800	..-	13.400	1.400
17	307	Donald Yeager	OSU	5.400	7.850	..-	13.250	1.550
18	304	Meyer Williams	OSU	4.900	7.850	..-	12.750	2.050
19	303	Drew Moling	OSU	5.700	6.600	..-	12.300	2.500
20	311	Seth Delbridge	OSU	..-	..-	..-	..-	14.800

Iowa Vs Oklahoma, Ohio State

Event Results - H Bar

Men / C
Session: 1

Feb 1, 2015



Rank	Num	Name	Gym	Diff	Exec	ND	Score	Out
1*	204	William Clement	OU	6.000	9.100	-.-	15.100	0.000
1*	202	Danny Berardini	OU	6.000	9.100	-.-	15.100	0.000
3T	312	Jake Martin	OSU	5.900	8.750	-.-	14.650	0.450
3T	105	Cyrus Dobre-Mofid	Iowa-M	5.900	8.750	-.-	14.650	0.450
5	203	Allan Bower	OU	5.600	8.950	-.-	14.550	0.550
6T	213	Colin VanWicklen	OU	5.800	8.700	-.-	14.500	0.600
6T	211	Alec Robin	OU	5.900	8.600	-.-	14.500	0.600
8	215	Jacoby Rubin	OU	5.700	8.750	-.-	14.450	0.650
9	114	Cory Paterson	Iowa-M	5.900	8.500	-.-	14.400	0.700
10	112	Del Vecchio Orozco	Iowa-M	5.600	8.750	-.-	14.350	0.750
11	101	Lance Alberhasky	Iowa-M	5.500	8.800	-.-	14.300	0.800
12	311	Seth Delbridge	OSU	5.400	8.750	-.-	14.150	0.950
13	314	Andrew Rickly	OSU	5.800	8.200	-.-	14.000	1.100
14	303	Drew Moling	OSU	5.700	7.600	-.-	13.300	1.800
15	309	Alex Nork	OSU	5.500	7.750	-.-	13.250	1.850
16	307	Donald Yeager	OSU	5.400	7.150	-.-	12.550	2.550
17	104	Jack Boyle	Iowa-M	6.000	6.500	-.-	12.500	2.600
18	109	Austin Hodges	Iowa-M	5.300	7.150	-.-	12.450	2.650
19	201	Dylan Akers	OU	-.-	-.-	-.-	-.-	15.100







Iowa Vs Oklahoma, Ohio State

Event Results - AA

Feb 1, 2015

Page: 1
Printed: 2/1/2015 2:28:48 PM

Men / C
Session: 1

Rank	Num	Name	Gym							AA
1	203	Allan Bower	OU	14.300	13.600	14.250	14.100	14.700	14.550	85.500
2	213	Colin VanWicklen	OU	14.850	12.700	13.750	14.800	13.650	14.500	84.250