





2015 Womens JO National Championships

Team Results

May 15-17, 2015

Rank	Gym	Team	Score				
1	Team CR5	CR5	153.650	39.050 1	38.000 1	38.075 3T	38.525 1
2	Team CR1	CR1	151.700	38.250 3	37.725 2	38.150 1	37.575 5
3	Team CR3	CR3	151.275	38.325 2	37.025 4	38.100 2	37.825 2
4	Team CR8	CR8	150.625	37.750 5	37.175 3	38.075 3T	37.625 4
5	Team CR7	CR7	150.200	37.950 4	36.900 5	37.800 6	37.550 6
6	Team CR4	CR4	149.100	37.300 6	36.250 7	37.875 5	37.675 3
7	Team CR6	CR6	147.150	37.175 7	36.450 6	36.900 7	36.625 7
8	Team CR2	CR2	141.725	35.700 8	34.850 8	36.075 8	35.100 8