

2015 BlackJack

Meet Results

Feb 20-22, 2015

Page: 1

Printed: 2/20/2015 8:20 PM

Men / 10 / 15-16

Session: 3-S







Judge's Signatures

Rank	Num	Name	Gym							AA
1	1360	Joe Dixon	Victory-CA	14.450 1	12.250 5	10.650 14	14.100 1	13.400 3	12.100 6	76.950 1
2	377	Daniel Lee	Desert	13.600 3	12.700 1	9.800 24	13.300 3	13.000 7	12.200 5	74.600 2
3	376	Aleksandr Skankey	Desert	13.100 9T	12.300 3T	10.350 16T	13.000 7	13.500 1T	12.000 7	74.250 3
4	304	Ben Provost	Daggett	14.150 2	9.250 23	11.600 3T	13.150 4	12.550 13T	12.950 1	73.650 4
5	875	Henry Meeker	Minnetonka	13.150 8	12.300 3T	11.750 2	11.900 24T	11.700 26T	12.400 2T	73.200 5
6	1359	Brandon Bzoscik	Victory-CA	12.600 15	12.350 2	11.100 7	12.200 22	12.750 10T	11.950 8	72.950 6
7	1294	Tyler Ball	Ultimate-IL	13.300 7	11.900 7T	11.850 1	12.400 17T	12.150 20T	11.250 10	72.850 7
8	786	Trevor Lamberton	Langley	12.500 16T	10.350 18	11.600 3T	12.650 12	13.500 1T	11.350 9	71.950 8
9	282	Jacob Burnett	Cobb	13.550 4	10.950 13	11.050 8T	11.650 28	13.050 6	11.150 11	71.400 9
10	787	Christopher Bryant	Langley	11.700 26	11.400 11	10.600 15	12.850 9	12.150 20T	12.400 2T	71.100 10
11	742	Zachary Peters	InterActive	13.400 6	9.700 22	11.300 6	14.000 2	12.050 22	10.250 21T	70.700 11
12	718	Evan Rehm	Infinity	12.800 12T	9.100 24	10.950 10	12.600 13T	12.600 12	12.350 4	70.400 12
13	743	Curtis Mason	InterActive	12.900 11	12.150 6	11.050 8T	12.300 20T	11.550 28	10.400 19	70.350 13
14	283	Nick Pelikan	Columbia	13.500 5	10.150 20T	10.250 18	13.050 6	12.350 18	10.750 15T	70.050 14
15	720	Spencer Schrandt	Infinity	12.250 22T	10.800 16	10.150 20	12.950 8	13.150 5	10.650 17	69.950 15
16	484	Alexander Ibrahim	Go For It	13.100 9T	11.550 10	8.700 27T	12.500 15T	12.800 9	11.050 12	69.700 16
17	913	Nick Cramer	Nebraska	10.950 29	11.850 9	10.350 16T	12.750 10	12.750 10T	10.250 21T	68.900 17
18	680	Daneal Rozman	High Performance	12.800 12T	11.900 7T	10.000 21	12.350 19	13.250 4	8.400 29	68.700 18
19	909	Noah Urwiler	Nebraska	11.200 27T	10.900 14	10.700 12T	12.400 17T	12.850 8	9.550 25T	67.600 19
20	485	Joseph Cook	Go For It	12.800 12T	7.750 31	11.500 5	12.600 13T	11.700 26T	10.850 14	67.200 20
21	1342	Joey Chendra	Victory-OK	11.200 27T	10.150 20T	9.900 22T	12.500 15T	12.450 16T	10.750 15T	66.950 21
22	744	Joe Moyer	InterActive	12.450 18	11.150 12	8.350 30	12.300 20T	12.000 23	10.300 20	66.550 22
23	1409	Tony Petelo	South Coast	12.500 16T	9.000 25	8.700 27T	13.100 5	12.550 13T	10.200 23	66.050 23
24T	1343	Canon Swiggart	Victory-OK	12.250 22T	10.850 15	8.950 26	11.850 26	12.500 15	9.550 25T	65.950 24T
24T	1344	Ethan Kahn	Victory-OK	12.000 25	10.650 17	10.700 12T	12.150 23	12.200 19	8.250 30	65.950 24T

2015 BlackJack

Meet Results

Feb 20-22, 2015

Rank	Num	Name	Gym							AA
26	751	Devon Smith	Intern'l-CA	10.800 30	10.250 19	9.900 22T	11.550 29	12.450 16T	10.600 18	65.550 26
27	679	Oliver Kanter	High Performance	12.400 19	8.450 28T	10.900 11	11.900 24T	11.400 29	7.600 31	62.650 27
28	914	Tucker Catlett	Nebraska	12.300 20T	8.950 26	0.000 31T	12.700 11	11.800 25	11.000 13	56.750 28
29	910	Shawn McManus	Nebraska	10.200 31	6.250 32	10.200 19	10.450 32	9.500 31	9.350 27	55.950 29
30	303	Sam Henderson	Daggett	12.150 24	8.100 30	9.200 25	11.800 27	10.550 30	0.000 32T	51.800 30
31	785	Kevin Madewell	Langley	12.300 20T	8.450 28T	8.600 29	10.750 31	0.000 32T	8.950 28	49.050 31
32	912	Nathan Ketner	Nebraska	0.000 32T	8.800 27	0.000 31T	11.500 30	11.850 24	9.950 24	42.100 32
33	1361	Jarred Radin	Victory-CA	0.000 32T	0.000 33	0.000 31T	0.000 33	0.000 32T	0.000 32T	0.000 33

2015 BlackJack

Meet Results

Feb 20-22, 2015







Page: 1

Printed: 2/20/2015 8:20 PM

Men / 10 / 17-18

Session: 3-S

Judge's Signatures







Rank	Num	Name	Gym							AA
1	877	Peter Mackey	Minnetonka	13.500 3	11.850 5	11.700 4T	13.400 1	14.100 1	12.100 2	76.650 1
2	284	Jake Hollingsworth	Columbia	13.800 1T	11.950 4	11.000 8	13.100 2	13.450 4	12.850 1	76.150 2
3	916	Levi Schmidt	Nebraska	12.550 4	12.150 3	10.900 9	12.750 4	13.850 2	10.050 7	72.250 3
4	486	Jace Lord	Go For It	13.800 1T	8.700 12	11.100 7	12.950 3	12.300 8	12.000 3	70.850 4
5	915	Derek Baumfalk	Nebraska	12.500 5	9.850 10	11.400 6	12.250 6T	13.700 3	11.050 4	70.750 5
6	752	Andrew Karperos	Internt'l-CA	12.400 6T	9.750 11	11.700 4T	12.100 8	12.400 7	11.000 5	69.350 6
7	87	William Jackson Heitland	Above Bar	12.350 8	10.850 6	10.600 10	12.350 5	12.850 5	9.950 8	68.950 7
8	753	Lorenzo Susbilla	Internt'l-CA	11.500 9	10.250 9	12.600 2	12.250 6T	11.650 11	9.900 9	68.150 8
9	1414	Austin Webster	Victory-OK	11.300 10	10.800 7	9.700 11	12.050 9	12.650 6	10.350 6	66.850 9
10	788	Zachary Allen	Langley	12.400 6T	10.400 8	8.750 12	11.800 10	11.900 10	9.600 10T	64.850 10
11	95	Caulder Trader	Active	10.600 11	12.500 1	0.000 13	11.650 11	12.000 9	8.950 12	55.700 11
12	305	Patrick Howard	Daggett	0.000 12T	12.200 2	12.100 3	0.000 12T	10.700 12	9.600 10T	44.600 12
13	306	Kameron Tang	Daggett	0.000 12T	0.000 13	13.250 1	0.000 12T	0.000 13	0.000 13	13.250 13

2015 BlackJack

Team Results

Feb 20-22, 2015

Page: 1
 Printed: 2/20/2015 8:20 PM
 Men / 10 / All Ages
 Session: 3-S

Rank	Gym	Team	Score						
1	Nebraska	*	216.150	37.350 3	34.900 1	33.000 3	38.200 2	40.400 1	32.300 3
2	Langley	*	208.500	37.200 4	32.150 4	30.950 5	37.300 4	37.550 3	33.350 2
3	Go For It	*	207.750	39.700 1	28.000 7	31.300 4	38.050 3	36.800 4	33.900 1
4	InterActive	*	207.600	38.750 2	33.000 2	30.700 6	38.600 1	35.600 6	30.950 5
5	Victory-OK	*	203.100	35.550 5	32.300 3	30.300 7	36.700 5	37.600 2	30.650 6
6	Internt'l-CA	*	203.050	34.700 6	30.250 5	34.200 2	35.900 6	36.500 5	31.500 4
7	Daggett	*	174.100	26.300 11	29.550 6	36.950 1	24.950 12	33.800 7	22.550 12