



Baku 2015
1st EUROPEAN GAMES

National Gymnastics Arena
Milli Gimnastika Arenası

SUN 14 JUN 2015

Gymnastics Artistic
İdman gimnastikası

Women's Team Final & Individual Qualification
Qadınlar Komanda Final & Təsnifat Fərdi



Intermediate Results


SUBDIVISION 8 OF 8

Rank	Bib	NOC Name				Total	A-A Rank
			 V1	V2	Avg		
1 RUS - Russian Federation							
	472	KOMOVA Victoria	14.566		14.866	29.432	(2)
	473	MUSTAFINA Aliya	15.133		15.200	30.333	(1)
	474	TUTKHALYAN Seda	14.966	13.966	14.466	14.166	(3)
Total			<u>30.099</u> (1)		30.066(1)	60.165	
2 GER - Germany							
	436	GRIESSER Leah	13.133		12.566	25.699	(31)
	437	SCHEDER Sophie	14.033		15.000	29.033	(4)
	438	SEITZ Elisabeth	14.033		15.000	29.033	(4)
Total			28.066(7)		<u>30.000</u> (2)	58.066	
3 HUN - Hungary							
	442	BOCZOGO Dorina	14.066		13.366	27.432	(15)
	443	DIVEKY Luca	13.666	13.000	13.333	11.700	(33)
	444	MAKRA Noemi	14.066		14.466	28.532	(6)
Total			<u>28.132</u> (6)		27.832(3)	55.964	
4 NED - Netherlands							
	459	TOP Lisa	14.133	14.000	14.066	13.566	(9)
	460	van GERNER Celine	13.800		13.900	27.700	(8)
	461	WEVERS Lieke	13.533		13.600	27.133	(20)
Total			27.933(10)		<u>27.500</u> (4)	55.433	
5 SUI - Switzerland							
	477	BARLOGGIO Caterina			10.266	10.266	
	478	DIACCI Jessica	13.800		12.900	26.700	(22)
	479	STEINGRUBER Giulia	15.466	14.233	14.849	13.066	(6)
Total			<u>29.266</u> (2)		25.966(9)	55.232	
6 ITA - Italy							
	452	CAMPANA Giorgia	13.833		12.766	26.599	(24)
	453	LEOLINI Alessia	14.166	12.233	13.199	13.366	(14)
	454	UGRIN Tea	13.900		13.766	27.666	(10)
Total			<u>28.066</u> (7)		27.132(5)	55.198	
7 GBR - Great Britain							
	432	FELLOWS Charlie	13.966		13.700	27.666	(10)
	433	HOCKENHULL Georgina	13.533		11.166	24.699	(43)
	434	SIMM Kelly	14.233	13.533	13.883	12.933	(18)
Total			<u>28.199</u> (5)		26.633(7)	54.832	



Intermediate Results


SUBDIVISION 8 OF 8

Rank	Bib	NOC Name				Total	A-A Rank
			 V1	V2	Avg		
8 FRA - France							
	429	BREVET Marine	14.133		13.033	27.166	(18)
	430	KUHM Anne	13.900		12.800	26.700	(22)
	431	PIKUL Valentine	14.100		13.433	27.533	(13)
Total			28.233 (4)		26.466 (8)	54.699	
9 BEL - Belgium							
	407	MYS Gaelle	13.866		12.100	25.966	(29)
	408	VANDENHOLE Cindy	13.833		13.366	27.199	(17)
	409	VERSCHUEREN Lisa	13.700		13.400	27.100	(21)
Total			27.699 (13)		26.766 (6)	54.465	
10 ROU - Romania							
	469	IRIDON Andreea	12.566		13.733	26.299	(26)
	470	JURCA Laura	14.800		10.433	25.233	(34)
	471	ZARZU Silvia	14.333		10.500	24.833	(40)
Total			29.133 (3)		24.233 (12)	53.366	
11 POL - Poland							
	465	JANIK Gabriela	14.400	13.400	13.900	13.233	27.633 (12)
	466	JURKOWSKA-KOWALSKA	13.666	12.966	13.316	11.900	25.566 (32)
	467	PLICHTA Paula				11.533	
Total			28.066 (7)		25.133 (10)	53.199	
12 ESP - Spain							
	426	CARMONA URBANO Ainhoa	13.900		12.366	26.266	(27)
	427	COLOM MARTIN Claudia	13.866		11.200	25.066	(38)
	428	PEREZ CAMPOS Ana	13.600		12.100	25.700	(30)
Total			27.766 (12)		24.466 (11)	52.232	
13 UKR - Ukraine							
	482	FEDOROVA Yana	12.533		10.366	22.899	(69)
	483	KYSLA Angelina	13.733		13.566	27.299	(16)
	484	SANKOVA Krystyna	14.100		10.566	24.666	(44)
Total			27.833 (11)		24.132 (13)	51.965	
14 ISL - Iceland							
	448	BELANYI Dominiqua	13.100		11.700	24.800	(41)
	449	HERMANSDOTTIR Thelma	13.233		10.033	23.266	(66)
	450	ROBERTSDOTTIR Norma	14.166	13.466	13.816	9.566	23.732 (57)
Total			27.399 (14)		21.733 (19)	49.132	



Intermediate Results


SUBDIVISION 8 OF 8

Rank	Bib	NOC Name				Total	A-A Rank
			 V1	V2	Avg		
15 AZE - Azerbaijan							
	404	INSHINA Yuliya	12.566		10.700	23.266	(66)
	405	NEKRASOVA Marina	13.566	13.366	13.466	11.300	24.866 (39)
	406	PRAVDINA Kristina	11.266		11.666	22.932	(68)
Total			<u>26.132</u> (22)		22.966 (16)	49.098	
16 DEN - Denmark							
	423	HULGAARD Mette	13.166		10.533	23.699	(58)
	424	LAURITSEN Michelle	12.466		12.033	24.499	(45)
	425	WANG Linnea	12.866		11.033	23.899	(54)
Total			<u>26.032</u> (23)		23.066 (14)	49.098	
17 CZE - Czech Republic							
	420	CENKOVA Veronika	12.600		11.366	23.966	(52)
	421	FIALOVA Petra	11.633		11.700	23.333	(62)
	422	KANYAI Anna Maria	13.266		11.200	24.466	(46)
Total			<u>25.866</u> (25)		23.066 (14)	48.932	
18 AUT - Austria							
	401	MADER Jasmin	13.800	13.433	13.616	12.500	26.300 (25)
	402	MANNERSDORFER Marlies	12.933		9.600	22.533	(72)
	403	STABINGER Jessica			9.233	9.233	
Total			26.733 (18)		<u>22.100</u> (18)	48.833	
19 GRE - Greece							
	439	CHRISTOFILAKI Myropi	13.200		8.600	21.800	(77)
	440	MILLOUSI Vasiliki	13.233		12.933	26.166	(28)
	441	XOULOGLI Ioanna	12.766		9.266	22.032	(76)
Total			26.433 (20)		<u>22.199</u> (17)	48.632	
20 BUL - Bulgaria							
	413	MILEVA Ralitsa	13.533		9.766	23.299	(65)
	414	RASHKOVA Valentina	12.100		11.466	23.566	(61)
	415	ZLATKOVA Albena	13.466	13.266	13.366	9.866	23.332 (63)
Total			26.999 (16)		<u>21.332</u> (21)	48.331	
21 CRO - Croatia							
	416	DEREK Ana	13.866	13.866	13.866	10.600	24.466 (46)
	417	MADIR Dina	12.900		10.733	23.633	(60)
	418	POSCIC Ana	12.466		8.933	21.399	(78)
Total			26.766 (17)		<u>21.333</u> (20)	48.099	



Intermediate Results

SUBDIVISION 8 OF 8

Rank	Bib	NOC Name				Total	A-A Rank
			 V1	V2	Avg		
22 IRL - Ireland							
	445	DONNELLY Tara	13.200		8.900	22.100	(74)
	446	MAWHINNEY Nicole	13.300		10.500	23.800	(55)
	447	OREILLY Ellis	13.733		10.366	24.099	(50)
Total			<u>27.033</u> (15)		20.866 (24)	47.899	
23 NOR - Norway							
	462	BERG Solveig	12.900		10.400	23.300	(64)
	463	BRAATEN Sofie	13.000		9.500	22.500	(73)
	464	SKREGELID Martine	13.166		10.533	23.699	(58)
Total			<u>26.166</u> (21)		20.933 (22)	47.099	
24 BLR - Belarus							
	410	KOSHALEVA Aliaksandra	12.666		9.400	22.066	(75)
	411	LIFENKA Sviatlana	13.100	12.833	12.966	22.666	(71)
	412	YAKUBAVA Natallia	12.800	12.600	12.700	24.133	(49)
Total			25.900 (24)		<u>20.899</u> (23)	46.799	
25 LAT - Latvia							
	455	CIRCENE Alina	12.833		8.433	21.266	(80)
	456	GRISANE Valerija	13.500	13.300	13.400	23.766	(56)
	457	JEROFEJEVA Diana	13.100	12.933	13.016	21.300	(79)
Total			26.600 (19)		<u>18.699</u> (25)	45.299	

INDIVIDUALS

CYP - Cyprus							
	419	SAVVIDOU Stelutsa	<u>13.833</u>		10.333	24.166	(48)
GEO - Georgia							
	435	DZIDZIGURI Nato	<u>13.733</u>		10.366	24.099	(50)
ISR - Israel							
	451	FELDON Tzuf	13.000		<u>12.133</u>	25.133	(36)
LTU - Lithuania							
	458	ZITINEVICIUTE Vaida	13.200	13.166	13.183	<u>9.600</u>	22.800 (70)
POR - Portugal							
	468	PITREZ de CARVALHO	12.933		<u>11.000</u>	23.933	(53)
SRB - Serbia							
	476	RAJCIC Aleksandra	<u>12.800</u>		11.933	24.733	(42)



Baku 2015
1st EUROPEAN GAMES

National Gymnastics Arena
Milli Gimnastika Arenası

SUN 14 JUN 2015

Gymnastics Artistic

İdman gimnastikası





Women's Team Final & Individual Qualification

Qadınlar Komanda Final & Təsnifat Fərdi



Intermediate Results

SUBDIVISION 8 OF 8

Rank	Bib	NOC Name							Total	A-A Rank
			V1	V2	Avg					
SVK - Slovakia										
	480	MOKOSOVA Barbora	<u>13.933</u>					11.166	25.099	(37)
TUR - Turkey										
	481	YILMAZ Tutya	<u>13.866</u>	13.366	13.616	11.333			25.199	(35)

Note:
Underlined totals indicate starting apparatus.
Italics indicate the low (discarded) score.

Legend:
A-A All-Around Avg. Average Vx Vault Number (x=1-2)

 Vault  Uneven Bars  Balance Beam  Floor Exercise

Timing and Results provided by 