

2014 Level 10 JO Nationals

Team Results





May 9-11, 2014

Page: 1

Printed: 5/9/2014 8:50:21 PM

Women / 10 / Sr B

Session: 2S

Rank	Gym	Team	Score				
1	Team R7	R7	153.500	39.100 1	38.000 5T	38.300 1	38.100 2
2	Team R3	R3	152.700	38.350 2	38.350 2	37.700 4	38.300 1
3	Team R8	R8	152.100	38.325 3	38.500 1	37.975 2	37.300 6
4	Team R5	R5	151.725	38.025 5	38.200 4	37.775 3	37.725 3
5	Team R4	R4	151.225	37.975 6	38.300 3	37.675 5	37.275 7
6	Team R1	R1	151.025	38.075 4	38.000 5T	37.325 7	37.625 4
7	Team R6	R6	149.275	37.725 7	36.800 7T	37.350 6	37.400 5
8	Team R2	R2	146.000	37.100 8	36.800 7T	35.650 8	36.450 8