

# 2014 Level 10 JO Nationals





## Team Results

May 9-11, 2014

Page: 1  
Printed: 5/10/2014 3:16:45 PM

Women / 10 / Jr C

Session: All

Rank	Gym	Team	Score				
1	Team R5	R5	152.600	38.275 6	37.775 1	37.950 2	38.600 3
2	Team R3	R3	152.400	38.150 7	37.550 3T	38.050 1	38.650 1
3T	Team R1	R1	152.275	38.525 2	37.550 3T	37.575 6	38.625 2
3T	Team R8	R8	152.275	38.350 3T	37.625 2	37.925 3	38.375 6
5	Team R7	R7	152.125	38.650 1	37.225 5	37.725 4	38.525 4
6	Team R4	R4	150.750	38.350 3T	36.550 6	37.350 7	38.500 5
7	Team R6	R6	149.225	38.300 5	35.300 7	37.675 5	37.950 7
8	Team R2	R2	145.475	36.475 8	35.150 8	37.050 8	36.800 8