

2014 Men's JO Nationals- JO FINALS

Meet Results - Multi







May 10, 2014

Page: 1
Printed: 5/10/2014 8:13:38 PM

Men / 10 / 18 yrs

Session: 8S

Judge's Signatures

| Rank | Num | Name/Gym | | |  |  |  |  |  |  | AA |
|-------------------------|--------|-------------------------------------|---------|--------|---|---|---|---|---|---|--------|
| 1 | 258 | Piercen Davis Desert Gymcats | Prelims | Diff: | 5.700 | 4.000 | 4.900 | 5.000 | 4.300 | 4.500 | 80.450 |
| | | | | Exec: | 8.400 | 7.750 | 9.200 | 9.250 | 8.850 | 8.600 | |
| | | | | ND: | | | | | | | |
| | | | Final: | 14.100 | 11.750 | 14.100 | 14.250 | 13.150 | 13.100 | | |
| | | | Finals | Diff: | 5.600 | 4.200 | 5.100 | 5.200 | 4.300 | 4.300 | |
| | | | | Exec: | 6.650 | 8.850 | 9.500 | 9.300 | 9.100 | 8.650 | |
| ND: | | | | | | | | | | | |
| Final: | 12.250 | 13.050 | 14.600 | 14.500 | 13.400 | 12.950 | 80.750 | | | | |
| Combined Total: 161.200 | | | | | | | | | | | |
| 2 | 259 | Zachary Reiger Gym World Central | Prelims | Diff: | 5.000 | 4.500 | 4.300 | 4.700 | 3.900 | 3.700 | 76.650 |
| | | | | Exec: | 8.400 | 8.050 | 9.150 | 9.350 | 8.200 | 7.700 | |
| | | | | ND: | | | | -0.300 | | | |
| | | | Final: | 13.400 | 12.550 | 13.450 | 13.750 | 12.100 | 11.400 | | |
| | | | Finals | Diff: | 5.300 | 4.500 | 4.600 | 4.700 | 3.900 | 4.700 | |
| | | | | Exec: | 8.750 | 8.350 | 9.250 | 9.100 | 8.400 | 8.650 | |
| ND: | | | | | | | | | | | |
| Final: | 14.050 | 12.850 | 13.850 | 13.800 | 12.300 | 13.350 | 80.200 | | | | |
| Combined Total: 156.850 | | | | | | | | | | | |
| 3 | 281 | Mark Treybal GK | Prelims | Diff: | 4.900 | 4.600 | 5.300 | 4.300 | 4.000 | 4.800 | 76.850 |
| | | | | Exec: | 6.950 | 7.250 | 9.400 | 7.950 | 8.900 | 8.500 | |
| | | | | ND: | | | | | | | |
| | | | Final: | 11.850 | 11.850 | 14.700 | 12.250 | 12.900 | 13.300 | | |
| | | | Finals | Diff: | 5.300 | 4.700 | 5.300 | 4.500 | 4.000 | 4.600 | |
| | | | | Exec: | 6.900 | 8.400 | 9.450 | 8.400 | 8.950 | 8.500 | |
| ND: | | | | | | | | | | | |
| Final: | 12.200 | 13.100 | 14.750 | 12.900 | 12.950 | 13.100 | 79.000 | | | | |
| Combined Total: 155.850 | | | | | | | | | | | |
| 4 | 261 | Patrick Casey MAC | Prelims | Diff: | 4.400 | 4.600 | 5.000 | 3.600 | 3.700 | 4.400 | 78.000 |
| | | | | Exec: | 8.850 | 8.500 | 8.950 | 9.100 | 8.900 | 8.000 | |
| | | | | ND: | | | | | | | |
| | | | Final: | 13.250 | 13.100 | 13.950 | 12.700 | 12.600 | 12.400 | | |
| | | | Finals | Diff: | 4.600 | 4.500 | 5.000 | 3.600 | 3.400 | 4.500 | |
| | | | | Exec: | 8.700 | 8.300 | 9.000 | 9.100 | 8.100 | 8.850 | |
| ND: | | | | | | | | | | | |
| Final: | 13.300 | 12.800 | 14.000 | 12.700 | 11.500 | 13.350 | 77.650 | | | | |
| Combined Total: 155.650 | | | | | | | | | | | |
| 5 | 279 | Malik DePasquale Flying High | Prelims | Diff: | 5.000 | 4.000 | 4.600 | 4.400 | 4.800 | 4.800 | 76.600 |
| | | | | Exec: | 7.600 | 7.800 | 8.200 | 9.400 | 7.700 | 8.300 | |
| | | | | ND: | | | | | | | |
| | | | Final: | 12.600 | 11.800 | 12.800 | 13.800 | 12.500 | 13.100 | | |
| | | | Finals | Diff: | 4.900 | 4.100 | 4.500 | 6.200 | 4.800 | 4.800 | |
| | | | | Exec: | 8.400 | 8.450 | 7.900 | 7.700 | 8.300 | 8.600 | |
| ND: | | | | | | | | | | | |
| Final: | 13.300 | 12.550 | 12.400 | 13.900 | 13.100 | 13.400 | 78.650 | | | | |
| Combined Total: 155.250 | | | | | | | | | | | |

2014 Men's JO Nationals- JO FINALS







Meet Results - Multi

May 10, 2014

Page: 2
Printed: 5/10/2014 8:13:38 PM

Men / 10 / 18 yrs

Session: 8S

| Rank | Num | Name/Gym | | |  |  |  |  |  |  | AA | | | |
|-----------------|--------|---------------------------------|-----------------|--------|---|---|---|---|---|---|---------|-------|-------|---------|
| 6 | 282 | Brandon Adams Top Flight- R1 | Prelims | Diff: | 5.400 | 4.400 | 5.000 | 4.700 | 4.700 | 4.100 | | | | |
| | | | | Exec: | 7.000 | 8.550 | 6.500 | 8.600 | 8.050 | 8.600 | | | | |
| | | | | ND: | | | | | | | | | | |
| | | | Final: | 12.400 | 12.950 | 11.500 | 13.300 | 12.750 | 12.700 | 75.600 | | | | |
| | | | Finals | Diff: | 5.300 | 4.400 | 5.100 | 4.700 | 4.800 | 4.100 | | | | |
| | | | | Exec: | 8.300 | 8.350 | 8.050 | 9.050 | 8.700 | 8.700 | | | | |
| | | | | ND: | | | | | | | | | | |
| | | | Final: | 13.600 | 12.750 | 13.150 | 13.750 | 13.500 | 12.800 | 79.550 | | | | |
| | | | Combined Total: | | | | | | | | | | | 155.150 |
| | | | 7 | 270 | Ryan Lemezis Premier West | Prelims | Diff: | 4.100 | 4.500 | 5.500 | 3.600 | 3.800 | 3.400 | |
| Exec: | 8.100 | 9.100 | | | | | 8.450 | 9.250 | 8.200 | 8.450 | | | | |
| ND: | | | | | | | | | | | | | | |
| Final: | 12.200 | 13.600 | | | | 13.950 | 12.850 | 12.000 | 11.850 | 76.450 | | | | |
| Finals | Diff: | 4.400 | | | | 4.600 | 5.600 | 3.800 | 4.200 | 3.400 | | | | |
| | Exec: | 8.600 | | | | 9.050 | 8.850 | 9.000 | 9.000 | 8.100 | | | | |
| | ND: | | | | | | | | | | | | | |
| Final: | 13.000 | 13.650 | | | | 14.450 | 12.800 | 13.200 | 11.500 | 78.600 | | | | |
| Combined Total: | | | | | | | | | | | 155.050 | | | |
| 8 | 264 | Ross Thompson Emerald City | | | | Prelims | Diff: | 4.900 | 3.800 | 4.500 | 4.700 | 4.200 | 4.200 | |
| | | | Exec: | 8.800 | 8.750 | | 8.800 | 8.700 | 8.000 | 8.000 | | | | |
| | | | ND: | | | | | -0.100 | | | | | | |
| | | | Final: | 13.700 | 12.550 | 13.300 | 13.300 | 12.200 | 12.200 | 77.250 | | | | |
| | | | Finals | Diff: | 4.900 | 3.600 | 4.300 | 4.700 | 4.200 | 4.600 | | | | |
| | | | | Exec: | 9.050 | 6.400 | 8.750 | 8.900 | 8.550 | 7.750 | | | | |
| | | | | ND: | | | | 0.100 | | | | | | |
| | | | Final: | 13.950 | 10.000 | 13.050 | 13.700 | 12.750 | 12.350 | 75.800 | | | | |
| | | | Combined Total: | | | | | | | | | | | 153.050 |
| | | | 9 | 268 | Anthony Mills MAG | Prelims | Diff: | 5.200 | 4.300 | 4.900 | 5.800 | 4.600 | 3.500 | |
| Exec: | 6.550 | 5.950 | | | | | 8.900 | 9.650 | 8.450 | 7.850 | | | | |
| ND: | 0.300 | | | | | | | | | | | | | |
| Final: | 12.050 | 10.250 | | | | 13.800 | 15.450 | 13.050 | 11.350 | 75.950 | | | | |
| Finals | Diff: | 5.200 | | | | 3.900 | 4.900 | 5.200 | 4.600 | 3.400 | | | | |
| | Exec: | 7.800 | | | | 8.000 | 9.000 | 8.350 | 8.450 | 8.000 | | | | |
| | ND: | | | | | | | | | | | | | |
| Final: | 13.000 | 11.900 | | | | 13.900 | 13.550 | 13.050 | 11.400 | 76.800 | | | | |
| Combined Total: | | | | | | | | | | | 152.750 | | | |
| 10 | 280 | Joshua Dieker Stick It | | | | Prelims | Diff: | 5.300 | 4.600 | 5.400 | 4.700 | 4.100 | 4.000 | |
| | | | Exec: | 7.550 | 7.050 | | 8.750 | 8.700 | 6.800 | 8.400 | | | | |
| | | | ND: | | | | | -0.100 | | | | | | |
| | | | Final: | 12.850 | 11.650 | 14.150 | 13.300 | 10.900 | 12.400 | 75.250 | | | | |
| | | | Finals | Diff: | 5.100 | 4.600 | 5.600 | 4.900 | 4.200 | 4.200 | | | | |
| | | | | Exec: | 7.900 | 6.450 | 8.800 | 9.100 | 8.000 | 8.050 | | | | |
| | | | | ND: | | | | | | | | | | |
| | | | Final: | 13.000 | 11.050 | 14.400 | 14.000 | 12.200 | 12.250 | 76.900 | | | | |
| | | | Combined Total: | | | | | | | | | | | 152.150 |

2014 Men's JO Nationals- JO FINALS







Meet Results - Multi

May 10, 2014

Page: 3
Printed: 5/10/2014 8:13:39 PM

Men / 10 / 18 yrs

Session: 8S

| Rank | Num | Name/Gym | | |  |  |  |  |  |  | AA | | | |
|-----------------|--------|-----------------------------|-----------------|--------|---|---|---|---|---|---|---------|-------|-------|---------|
| 11 | 273 | Connor Lyons NHA | Prelims | Diff: | 5.000 | 4.000 | 3.600 | 4.900 | 4.100 | 4.000 | | | | |
| | | | | Exec: | 7.950 | 8.150 | 8.000 | 8.300 | 7.300 | 9.000 | | | | |
| | | | | ND: | -0.100 | | | | | | | | | |
| | | | Final: | 12.850 | 12.150 | 11.600 | 13.200 | 11.400 | 13.000 | 74.200 | | | | |
| | | | Finals | Diff: | 5.000 | 4.000 | 3.600 | 4.900 | 4.300 | 4.200 | | | | |
| | | | | Exec: | 8.300 | 8.100 | 9.000 | 8.950 | 8.000 | 9.150 | | | | |
| | | | | ND: | | | | | | | | | | |
| | | | Final: | 13.300 | 12.100 | 12.600 | 13.850 | 12.300 | 13.350 | 77.500 | | | | |
| | | | Combined Total: | | | | | | | | | | | 151.700 |
| | | | 12 | 262 | Ryan Wilson USGA | Prelims | Diff: | 5.400 | 4.400 | 5.400 | 3.800 | 3.700 | 3.100 | |
| Exec: | 8.200 | 6.650 | | | | | 8.450 | 8.600 | 9.000 | 8.200 | | | | |
| ND: | | | | | | | | | | | | | | |
| Final: | 13.600 | 11.050 | | | | 13.850 | 12.400 | 12.700 | 11.300 | 74.900 | | | | |
| Finals | Diff: | 5.200 | | | | 4.500 | 5.400 | 3.800 | 3.800 | 3.100 | | | | |
| | Exec: | 8.350 | | | | 7.350 | 8.950 | 9.100 | 8.800 | 8.350 | | | | |
| | ND: | | | | | | | | | | | | | |
| Final: | 13.550 | 11.850 | | | | 14.350 | 12.900 | 12.600 | 11.450 | 76.700 | | | | |
| Combined Total: | | | | | | | | | | | 151.600 | | | |
| 13 | 263 | Joshua Smith CG's | | | | Prelims | Diff: | 5.900 | 4.400 | 5.100 | 6.200 | 4.700 | 4.000 | |
| | | | Exec: | 8.200 | 6.000 | | 8.500 | 7.800 | 7.850 | 7.900 | | | | |
| | | | ND: | | | | | | | | | | | |
| | | | Final: | 14.100 | 10.400 | 13.600 | 14.000 | 12.550 | 11.900 | 76.550 | | | | |
| | | | Finals | Diff: | 5.500 | 4.600 | 5.100 | 6.200 | 4.600 | 4.100 | | | | |
| | | | | Exec: | 6.450 | 5.000 | 8.250 | 8.550 | 8.000 | 8.300 | | | | |
| | | | | ND: | | | | | | | | | | |
| | | | Final: | 11.950 | 9.600 | 13.350 | 14.750 | 12.600 | 12.400 | 74.650 | | | | |
| | | | Combined Total: | | | | | | | | | | | 151.200 |
| | | | 14 | 277 | Alexander Bofill Top Flight | Prelims | Diff: | 4.800 | 4.200 | 3.700 | 4.700 | 4.700 | 4.900 | |
| Exec: | 6.700 | 8.300 | | | | | 8.850 | 9.200 | 8.200 | 5.950 | | | | |
| ND: | -0.300 | | | | | | | | | | | | | |
| Final: | 11.200 | 12.500 | | | | 12.550 | 13.900 | 12.900 | 10.850 | 73.900 | | | | |
| Finals | Diff: | 5.000 | | | | 4.200 | 3.800 | 4.900 | 4.700 | 4.700 | | | | |
| | Exec: | 8.450 | | | | 7.750 | 8.700 | 9.300 | 8.850 | 6.650 | | | | |
| | ND: | | | | | | | | | | | | | |
| Final: | 13.450 | 11.950 | | | | 12.500 | 14.200 | 13.550 | 11.350 | 77.000 | | | | |
| Combined Total: | | | | | | | | | | | 150.900 | | | |
| 15 | 275 | Anthony Porche Gymstrada | | | | Prelims | Diff: | 5.100 | 4.600 | 4.500 | 3.600 | 4.300 | 2.700 | |
| | | | Exec: | 8.400 | 6.350 | | 8.800 | 8.750 | 8.000 | 9.000 | | | | |
| | | | ND: | | | | | | | | | | | |
| | | | Final: | 13.500 | 10.950 | 13.300 | 12.350 | 12.300 | 11.700 | 74.100 | | | | |
| | | | Finals | Diff: | 4.800 | 5.400 | 4.500 | 3.600 | 4.300 | 2.700 | | | | |
| | | | | Exec: | 8.050 | 7.950 | 9.050 | 9.300 | 8.400 | 8.850 | | | | |
| | | | | ND: | | | | -0.300 | | | | | | |
| | | | Final: | 12.850 | 13.350 | 13.550 | 12.600 | 12.700 | 11.550 | 76.600 | | | | |
| | | | Combined Total: | | | | | | | | | | | 150.700 |

2014 Men's JO Nationals- JO FINALS







Meet Results - Multi

May 10, 2014

Page: 4
Printed: 5/10/2014 8:13:40 PM

Men / 10 / 18 yrs

Session: 8S

| Rank | Num | Name/Gym | | |  |  |  |  |  |  | AA | | | | |
|-----------------|--------|-------------------------------------|-----------------|--------|---|---|---|---|---|---|---------|--------|---------|-------|--------|
| 16 | 267 | A. J. Sandberg Swiss Turners | Prelims | Diff: | 4.900 | 4.200 | 4.200 | 3.800 | 4.400 | 2.300 | 75.850 | | | | |
| | | | | Exec: | 9.000 | 8.550 | 8.500 | 9.000 | 8.200 | 8.800 | | | | | |
| | | | | ND: | --- | --- | --- | --- | --- | --- | | | | | |
| | | | Final: | 13.900 | 12.750 | 12.700 | 12.800 | 12.600 | 11.100 | 150.300 | | | | | |
| | | | Finals | Diff: | 4.900 | 4.200 | 4.200 | 3.600 | 4.400 | | | 2.300 | | | |
| | | | | Exec: | 9.100 | 8.150 | 8.500 | 9.000 | 7.400 | | | 8.700 | | | |
| | | | | ND: | --- | --- | --- | --- | --- | | | --- | | | |
| | | | Final: | 14.000 | 12.350 | 12.700 | 12.600 | 11.800 | 11.000 | | | 74.450 | | | |
| | | | Combined Total: | | | | | | | | | | 150.300 | | |
| | | | 17 | 260 | Robert Rutherford MVYMCA | Prelims | Diff: | 5.100 | 4.400 | | | 4.800 | 3.900 | 4.500 | 4.000 |
| Exec: | 8.000 | 7.700 | | | | | 8.700 | 9.100 | 6.000 | 7.850 | | | | | |
| ND: | --- | --- | | | | | --- | --- | --- | --- | | | | | |
| Final: | 13.100 | 12.100 | | | | 13.500 | 13.000 | 10.500 | 11.850 | 148.450 | | | | | |
| Finals | Diff: | 5.200 | | | | 4.200 | 4.900 | 4.000 | 4.100 | | 4.200 | | | | |
| | Exec: | 7.900 | | | | 7.350 | 8.650 | 9.300 | 7.700 | | 6.900 | | | | |
| | ND: | --- | | | | --- | --- | --- | --- | | --- | | | | |
| Final: | 13.100 | 11.550 | | | | 13.550 | 13.300 | 11.800 | 11.100 | | 74.400 | | | | |
| Combined Total: | | | | | | | | | | | 148.450 | | | | |
| 18 | 271 | Alexander Campagnone Aim High-RI | | | | Prelims | Diff: | 4.400 | 4.200 | | 4.100 | 4.400 | 4.100 | 3.900 | 72.250 |
| | | | Exec: | 8.950 | 7.400 | | 7.700 | 7.550 | 8.250 | 7.300 | | | | | |
| | | | ND: | --- | --- | | --- | --- | --- | --- | | | | | |
| | | | Final: | 13.350 | 11.600 | 11.800 | 11.950 | 12.350 | 11.200 | 148.200 | | | | | |
| | | | Finals | Diff: | 4.400 | 4.300 | 4.000 | 4.600 | 4.100 | | 3.900 | | | | |
| | | | | Exec: | 7.600 | 7.450 | 8.400 | 9.100 | 9.150 | | 8.950 | | | | |
| | | | | ND: | --- | --- | --- | --- | --- | | --- | | | | |
| | | | Final: | 12.000 | 11.750 | 12.400 | 13.700 | 13.250 | 12.850 | | 75.950 | | | | |
| | | | Combined Total: | | | | | | | | | | 148.200 | | |
| | | | 19 | 265 | Jacob Jarrett Gyms'port | Prelims | Diff: | 4.700 | 4.700 | | 4.500 | 4.400 | 5.100 | 4.200 | |
| Exec: | 8.300 | 7.550 | | | | | 8.000 | 9.200 | 7.000 | 6.550 | | | | | |
| ND: | --- | --- | | | | | --- | --- | --- | --- | | | | | |
| Final: | 13.000 | 12.250 | | | | 12.500 | 13.600 | 12.100 | 10.750 | 147.950 | | | | | |
| Finals | Diff: | 5.100 | | | | 4.100 | 4.600 | 4.600 | 5.100 | | 4.200 | | | | |
| | Exec: | 7.950 | | | | 5.750 | 8.350 | 9.150 | 6.800 | | 8.150 | | | | |
| | ND: | --- | | | | --- | --- | -0.100 | --- | | --- | | | | |
| Final: | 13.050 | 9.850 | | | | 12.950 | 13.650 | 11.900 | 12.350 | | 73.750 | | | | |
| Combined Total: | | | | | | | | | | | 147.950 | | | | |
| 20 | 272 | Griffin Antle Granite NH | | | | Prelims | Diff: | 4.700 | 5.400 | | 4.100 | 4.400 | 4.600 | 4.300 | 73.350 |
| | | | Exec: | 7.800 | 7.750 | | 8.500 | 7.800 | 6.600 | 7.400 | | | | | |
| | | | ND: | --- | --- | | --- | --- | --- | --- | | | | | |
| | | | Final: | 12.500 | 13.150 | 12.600 | 12.200 | 11.200 | 11.700 | 147.250 | | | | | |
| | | | Finals | Diff: | 4.500 | 5.200 | 4.100 | 4.400 | 4.700 | | 4.300 | | | | |
| | | | | Exec: | 6.300 | 7.650 | 8.900 | 8.800 | 7.150 | | 7.900 | | | | |
| | | | | ND: | --- | --- | --- | --- | --- | | --- | | | | |
| | | | Final: | 10.800 | 12.850 | 13.000 | 13.200 | 11.850 | 12.200 | | 73.900 | | | | |
| | | | Combined Total: | | | | | | | | | | 147.250 | | |

2014 Men's JO Nationals- JO FINALS







Meet Results - Multi

May 10, 2014

Page: 5
Printed: 5/10/2014 8:13:40 PM

Men / 10 / 18 yrs

Session: 8S

| Rank | Num | Name/Gym | | |  |  |  |  |  |  | AA | | | |
|-----------------|--------|-------------------------------------|-----------------|--------|---|---|---|---|---|---|---------|---------|-------|-------|
| 21 | 266 | M. Cameron Callaway United Elite | Prelims | Diff: | 4.300 | 4.100 | 3.900 | 3.600 | 3.600 | 2.900 | 70.750 | | | |
| | | | | Exec: | 8.500 | 8.000 | 8.750 | 8.550 | 9.050 | 5.500 | | | | |
| | | | | ND: | _____ | _____ | _____ | _____ | _____ | _____ | | | | |
| | | | Final: | 12.800 | 12.100 | 12.650 | 12.150 | 12.650 | 8.400 | 72.000 | | | | |
| | | | Finals | Diff: | 4.100 | 4.000 | 3.900 | 3.600 | 3.600 | | | 2.900 | | |
| | | | | Exec: | 8.100 | 7.450 | 8.950 | 9.250 | 8.750 | | | 7.400 | | |
| | | | | ND: | _____ | _____ | _____ | _____ | _____ | | | _____ | | |
| | | | Final: | 12.200 | 11.450 | 12.850 | 12.850 | 12.350 | 10.300 | | | 142.750 | | |
| | | | Combined Total: | | | | | | | | | | | |
| | | | 22 | 274 | Sean Sylvain Tri-Town CT | Prelims | Diff: | 4.300 | 3.600 | | | 3.200 | 2.800 | 3.100 |
| Exec: | 7.850 | 7.900 | | | | | 7.650 | 8.950 | 9.200 | 7.700 | | | | |
| ND: | _____ | _____ | | | | | _____ | _____ | _____ | _____ | | | | |
| Final: | 12.150 | 11.500 | | | | 10.850 | 11.750 | 12.300 | 10.200 | 70.050 | | | | |
| Finals | Diff: | 4.300 | | | | 3.600 | 2.800 | 2.800 | 3.100 | | 2.600 | | | |
| | Exec: | 8.000 | | | | 7.900 | 8.350 | 9.200 | 9.050 | | 8.550 | | | |
| | ND: | -0.100 | | | | _____ | _____ | -0.100 | _____ | | _____ | | | |
| Final: | 12.200 | 11.500 | | | | 11.150 | 11.900 | 12.150 | 11.150 | | 138.800 | | | |
| Combined Total: | | | | | | | | | | | | | | |
| 23 | 269 | Demond Mosley Cyclone | | | | Prelims | Diff: | 5.000 | 3.800 | | 4.300 | 3.200 | 4.000 | 4.000 |
| | | | Exec: | 6.900 | 6.750 | | 7.400 | 8.950 | 7.450 | 6.500 | | | | |
| | | | ND: | _____ | _____ | | _____ | _____ | _____ | _____ | | | | |
| | | | Final: | 11.900 | 10.550 | 11.700 | 12.150 | 11.450 | 10.500 | 69.300 | | | | |
| | | | Finals | Diff: | 5.200 | 3.700 | 4.000 | 3.600 | 4.100 | | 2.900 | | | |
| | | | | Exec: | 7.700 | 6.200 | 8.500 | 8.550 | 7.200 | | 7.550 | | | |
| | | | | ND: | _____ | _____ | _____ | 0.100 | _____ | | _____ | | | |
| | | | Final: | 12.900 | 9.900 | 12.500 | 12.250 | 11.300 | 10.450 | | 137.550 | | | |
| | | | Combined Total: | | | | | | | | | | | |
| | | | 24 | 276 | Matthew Ilgenfritz Prestige | Prelims | Diff: | 4.400 | 3.300 | | 3.300 | 3.800 | 3.800 | 2.800 |
| Exec: | 8.250 | 4.900 | | | | | 7.600 | 8.500 | 6.700 | 8.050 | | | | |
| ND: | _____ | _____ | | | | | _____ | _____ | _____ | _____ | | | | |
| Final: | 12.650 | 8.200 | | | | 10.900 | 12.300 | 10.500 | 10.850 | 67.350 | | | | |
| Finals | Diff: | 3.700 | | | | 2.600 | 3.200 | 3.800 | 3.800 | | 2.800 | | | |
| | Exec: | 8.050 | | | | 6.750 | 8.700 | 8.900 | 7.250 | | 7.800 | | | |
| | ND: | _____ | | | | _____ | _____ | _____ | _____ | | _____ | | | |
| Final: | 11.750 | 9.350 | | | | 11.900 | 12.700 | 11.050 | 10.600 | | 132.750 | | | |
| Combined Total: | | | | | | | | | | | | | | |
| 25 | 287 | Seth Delbridge Champion-KY | | | | Prelims | Diff: | 6.000 | 4.500 | | 5.300 | 5.800 | 5.100 | 4.700 |
| | | | Exec: | 8.000 | 9.100 | | 8.550 | 9.000 | 7.950 | 6.850 | | | | |
| | | | ND: | _____ | _____ | | _____ | _____ | _____ | _____ | | | | |
| | | | Final: | 14.000 | 13.600 | 13.850 | 14.800 | 13.050 | 11.550 | 0.000 | | | | |
| | | | Finals | Diff: | _____ | 0.000 | _____ | _____ | 0.000 | | _____ | | | |
| | | | | Exec: | _____ | 0.000 | _____ | _____ | 0.000 | | _____ | | | |
| | | | | ND: | _____ | _____ | _____ | _____ | _____ | | _____ | | | |
| | | | Final: | _____ | 0.000 | _____ | _____ | 0.000 | _____ | | 80.850 | | | |
| | | | Combined Total: | | | | | | | | | | | |

2014 Men's JO Nationals- JO FINALS

Page: 1
Printed: 5/10/2014 7:50:23 PM

Event Results - Multi

Men / 10 / 18 yrs

Session: 8S

May 10, 2014

#1 = 2014 Men's JO Nationals- JO FINALS: 100%

#2 = 2014 Men's JO National Championships: 100%



| Place | Num | Name | Gym | | #2 | #1 | Score |
|-------|-----|----------------|-------------------|------|--------|--------|--------|
| 1 | 267 | A. J. Sandberg | Swiss Turners | Fin: | 13.900 | 14.000 | 27.900 |
| | | | | D: | 4.900 | 4.900 | |
| | | | | E: | 9.000 | 9.100 | |
| | | | | ND: | | | |
| 2 | 264 | Ross Thompson | Emerald City | Fin: | 13.700 | 13.950 | 27.650 |
| | | | | D: | 4.900 | 4.900 | |
| | | | | E: | 8.800 | 9.050 | |
| | | | | ND: | | | |
| 3 | 259 | Zachary Reiger | Gym World Central | Fin: | 13.400 | 14.050 | 27.450 |
| | | | | D: | 5.000 | 5.300 | |
| | | | | E: | 8.400 | 8.750 | |
| | | | | ND: | | | |
| 4 | 262 | Ryan Wilson | USGA | Fin: | 13.600 | 13.550 | 27.150 |
| | | | | D: | 5.400 | 5.200 | |
| | | | | E: | 8.200 | 8.350 | |
| | | | | ND: | | | |
| 5 | 261 | Patrick Casey | MAC | Fin: | 13.250 | 13.300 | 26.550 |
| | | | | D: | 4.400 | 4.600 | |
| | | | | E: | 8.850 | 8.700 | |
| | | | | ND: | | | |
| 6T | 258 | Piercen Davis | Desert Gymcats | Fin: | 14.100 | 12.250 | 26.350 |
| | | | | D: | 5.700 | 5.600 | |
| | | | | E: | 8.400 | 6.650 | |
| | | | | ND: | | | |
| 6T | 275 | Anthony Porche | Gymstrada | Fin: | 13.500 | 12.850 | 26.350 |
| | | | | D: | 5.100 | 4.800 | |
| | | | | E: | 8.400 | 8.050 | |
| | | | | ND: | | | |

2014 Men's JO Nationals- JO FINALS

Page: 1
Printed: 5/10/2014 7:51:23 PM

Event Results - Multi

Men / 10 / 18 yrs

Session: 8S

May 10, 2014

#1 = 2014 Men's JO Nationals- JO FINALS: 100%

#2 = 2014 Men's JO National Championships: 100%



| Place | Num | Name | Gym | | #2 | #1 | Score |
|-------|-----|----------------|-------------------|------|--------|--------|--------|
| 1 | 270 | Ryan Lemezis | Premier West | Fin: | 13.600 | 13.650 | 27.250 |
| | | | | D: | 4.500 | 4.600 | |
| | | | | E: | 9.100 | 9.050 | |
| | | | | ND: | | | |
| 2 | 272 | Griffin Antle | Granite NH | Fin: | 13.150 | 12.850 | 26.000 |
| | | | | D: | 5.400 | 5.200 | |
| | | | | E: | 7.750 | 7.650 | |
| | | | | ND: | | | |
| 3 | 261 | Patrick Casey | MAC | Fin: | 13.100 | 12.800 | 25.900 |
| | | | | D: | 4.600 | 4.500 | |
| | | | | E: | 8.500 | 8.300 | |
| | | | | ND: | | | |
| 4 | 282 | Brandon Adams | Top Flight- R1 | Fin: | 12.950 | 12.750 | 25.700 |
| | | | | D: | 4.400 | 4.400 | |
| | | | | E: | 8.550 | 8.350 | |
| | | | | ND: | | | |
| 5 | 259 | Zachary Reiger | Gym World Central | Fin: | 12.550 | 12.850 | 25.400 |
| | | | | D: | 4.500 | 4.500 | |
| | | | | E: | 8.050 | 8.350 | |
| | | | | ND: | | | |
| 6 | 267 | A. J. Sandberg | Swiss Turners | Fin: | 12.750 | 12.350 | 25.100 |
| | | | | D: | 4.200 | 4.200 | |
| | | | | E: | 8.550 | 8.150 | |
| | | | | ND: | | | |

2014 Men's JO Nationals- JO FINALS

Page: 1
Printed: 5/10/2014 7:54:22 PM

Event Results - Multi

Men / 10 / 18 yrs

Session: 8S

May 10, 2014

#1 = 2014 Men's JO Nationals- JO FINALS: 100%

#2 = 2014 Men's JO National Championships: 100%



| Place | Num | Name | Gym | | #2 | #1 | Score |
|-------|-----|---------------|----------------|------|--------|--------|--------|
| 1 | 281 | Mark Treybal | GK | Fin: | 14.700 | 14.750 | 29.450 |
| | | | | D: | 5.300 | 5.300 | |
| | | | | E: | 9.400 | 9.450 | |
| | | | | ND: | | | |
| 2 | 258 | Piercen Davis | Desert Gymcats | Fin: | 14.100 | 14.600 | 28.700 |
| | | | | D: | 4.900 | 5.100 | |
| | | | | E: | 9.200 | 9.500 | |
| | | | | ND: | | | |
| 3 | 280 | Joshua Dieker | Stick It | Fin: | 14.150 | 14.400 | 28.550 |
| | | | | D: | 5.400 | 5.600 | |
| | | | | E: | 8.750 | 8.800 | |
| | | | | ND: | | | |
| 4 | 270 | Ryan Lemezis | Premier West | Fin: | 13.950 | 14.450 | 28.400 |
| | | | | D: | 5.500 | 5.600 | |
| | | | | E: | 8.450 | 8.850 | |
| | | | | ND: | | | |
| 5 | 262 | Ryan Wilson | USGA | Fin: | 13.850 | 14.350 | 28.200 |
| | | | | D: | 5.400 | 5.400 | |
| | | | | E: | 8.450 | 8.950 | |
| | | | | ND: | | | |
| 6 | 261 | Patrick Casey | MAC | Fin: | 13.950 | 14.000 | 27.950 |
| | | | | D: | 5.000 | 5.000 | |
| | | | | E: | 8.950 | 9.000 | |
| | | | | ND: | | | |

2014 Men's JO Nationals- JO FINALS

Page: 1
Printed: 5/10/2014 7:58:09 PM

Event Results - Multi

Men / 10 / 18 yrs
Session: 8S

May 10, 2014

#1 = 2014 Men's JO Nationals- JO FINALS: 100%

#2 = 2014 Men's JO National Championships: 100%



| Place | Num | Name | Gym | | #2 | #1 | Score |
|-------|-----|------------------|-------------------|------|---------|--------|--------|
| 1 | 268 | Anthony Mills | MAG | Fin: | 15.450 | 13.550 | 29.000 |
| | | | | D: | 5.800 | 5.200 | |
| | | | | E: | 9.650 | 8.350 | |
| | | | | ND: | / | / | |
| 2T | 258 | Piercen Davis | Desert Gymcats | Fin: | 14.250 | 14.500 | 28.750 |
| | | | | D: | 5.000 | 5.200 | |
| | | | | E: | 9.250 | 9.300 | |
| | | | | ND: | / | / | |
| 2T | 263 | Joshua Smith | CG's | Fin: | 14.000 | 14.750 | 28.750 |
| | | | | D: | 6.200 | 6.200 | |
| | | | | E: | 7.800 | 8.550 | |
| | | | | ND: | / | / | |
| 4 | 277 | Alexander Bofill | Top Flight | Fin: | 13.900 | 14.200 | 28.100 |
| | | | | D: | 4.700 | 4.900 | |
| | | | | E: | 9.200 | 9.300 | |
| | | | | ND: | / | / | |
| 5 | 279 | Malik DePasquale | Flying High | Fin: | 13.800 | 13.900 | 27.700 |
| | | | | D: | 4.400 | 6.200 | |
| | | | | E: | 9.400 | 7.700 | |
| | | | | ND: | / | / | |
| 6 | 259 | Zachary Reiger | Gym World Central | Fin: | 13.750 | 13.800 | 27.550 |
| | | | | D: | 4.700 | 4.700 | |
| | | | | E: | 9.350 | 9.100 | |
| | | | | ND: | -0.300/ | / | |

2014 Men's JO Nationals- JO FINALS

Page: 1
Printed: 5/10/2014 7:58:37 PM

Event Results - Multi

Men / 10 / 18 yrs
Session: 8S

May 10, 2014

#1 = 2014 Men's JO Nationals- JO FINALS: 100%

#2 = 2014 Men's JO National Championships: 100%



| Place | Num | Name | Gym | | #2 | #1 | Score |
|-------|-----|----------------------|----------------|------|--------|--------|--------|
| 1 | 258 | Piercen Davis | Desert Gymcats | Fin: | 13.150 | 13.400 | 26.550 |
| | | | | D: | 4.300 | 4.300 | |
| | | | | E: | 8.850 | 9.100 | |
| | | | | ND: | | | |
| 2 | 277 | Alexander Bofill | Top Flight | Fin: | 12.900 | 13.550 | 26.450 |
| | | | | D: | 4.700 | 4.700 | |
| | | | | E: | 8.200 | 8.850 | |
| | | | | ND: | | | |
| 3 | 282 | Brandon Adams | Top Flight- R1 | Fin: | 12.750 | 13.500 | 26.250 |
| | | | | D: | 4.700 | 4.800 | |
| | | | | E: | 8.050 | 8.700 | |
| | | | | ND: | | | |
| 4 | 268 | Anthony Mills | MAG | Fin: | 13.050 | 13.050 | 26.100 |
| | | | | D: | 4.600 | 4.600 | |
| | | | | E: | 8.450 | 8.450 | |
| | | | | ND: | | | |
| 5 | 281 | Mark Treybal | GK | Fin: | 12.900 | 12.950 | 25.850 |
| | | | | D: | 4.000 | 4.000 | |
| | | | | E: | 8.900 | 8.950 | |
| | | | | ND: | | | |
| 6T | 271 | Alexander Campagnone | Aim High-RI | Fin: | 12.350 | 13.250 | 25.600 |
| | | | | D: | 4.100 | 4.100 | |
| | | | | E: | 8.250 | 9.150 | |
| | | | | ND: | | | |
| 6T | 279 | Malik DePasquale | Flying High | Fin: | 12.500 | 13.100 | 25.600 |
| | | | | D: | 4.800 | 4.800 | |
| | | | | E: | 7.700 | 8.300 | |
| | | | | ND: | | | |

2014 Men's JO Nationals- JO FINALS

Page: 1
Printed: 5/10/2014 8:05:29 PM

Event Results - Multi

Men / 10 / 18 yrs
Session: 8S

May 10, 2014

#1 = 2014 Men's JO Nationals- JO FINALS: 100%
#2 = 2014 Men's JO National Championships: 100%



| Place | Num | Name | Gym | | #2 | #1 | Score |
|-------|-----|------------------|----------------|------|--------|--------|--------|
| 1 | 279 | Malik DePasquale | Flying High | Fin: | 13.100 | 13.400 | 26.500 |
| | | | | D: | 4.800 | 4.800 | |
| | | | | E: | 8.300 | 8.600 | |
| | | | | ND: | | | |
| 2 | 281 | Mark Treybal | GK | Fin: | 13.300 | 13.100 | 26.400 |
| | | | | D: | 4.800 | 4.600 | |
| | | | | E: | 8.500 | 8.500 | |
| | | | | ND: | | | |
| 3 | 273 | Connor Lyons | NHA | Fin: | 13.000 | 13.350 | 26.350 |
| | | | | D: | 4.000 | 4.200 | |
| | | | | E: | 9.000 | 9.150 | |
| | | | | ND: | | | |
| 4 | 258 | Piercen Davis | Desert Gymcats | Fin: | 13.100 | 12.950 | 26.050 |
| | | | | D: | 4.500 | 4.300 | |
| | | | | E: | 8.600 | 8.650 | |
| | | | | ND: | | | |
| 5 | 261 | Patrick Casey | MAC | Fin: | 12.400 | 13.350 | 25.750 |
| | | | | D: | 4.400 | 4.500 | |
| | | | | E: | 8.000 | 8.850 | |
| | | | | ND: | | | |
| 6 | 282 | Brandon Adams | Top Flight- R1 | Fin: | 12.700 | 12.800 | 25.500 |
| | | | | D: | 4.100 | 4.100 | |
| | | | | E: | 8.600 | 8.700 | |
| | | | | ND: | | | |