

2014 P&G Championships - Men Day 1







Meet Results

Aug 22, 2014

Men / SR

Session: 2M







Judge's Signatures

Rank	Num	Name	Gym	Diff:							AA
1	60	John Orozco	Team Hilton HHonors	6.300	6.400	6.500	5.600	6.900	6.800		
				Exec: 8.900	8.100	8.650	8.950	8.700	8.950		
				ND:							
				Final: 15.200	14.500	15.150	14.550	15.600	15.750	90.750	
				Place: 5T	4	5T	22	1	1T	1	
2	24	Jacob Dalton	Team Hilton HHonors	6.700	5.000	6.500	6.000	6.600	6.600		
				Exec: 8.950	8.150	8.800	9.200	8.650	9.100		
				ND:							
				Final: 15.650	13.150	15.300	15.200	15.250	15.700	90.250	
				Place: 1	15T	4	4	4	3T	2	
3	41	Danell Leyva	Team Hilton HHonors	6.300	6.000	5.500	5.200	6.900	7.000		
				Exec: 8.350	8.350	8.700	9.300	8.550	8.750		
				ND:							
				Final: 14.650	14.350	14.200	14.500	15.450	15.750	88.900	
				Place: 13	6	17T	23	2	1T	3	
4	59	Sam Mikulak	Team Hilton HHonors	6.500	6.100	6.100	5.600	6.400	7.000		
				Exec: 8.000	9.050	8.650	9.300	7.150	8.550		
				ND:							
				Final: 14.500	15.150	14.750	14.900	13.550	15.550	88.400	
				Place: 15T	1	11	12	25	5	4	
5	56	Alex Naddour	Team Hilton HHonors	6.500	6.600	6.700	5.600	6.000	5.900		
				Exec: 8.750	8.000	8.300	9.200	8.700	8.050		
				ND:							
				Final: 15.250	14.600	15.000	14.800	14.700	13.950	88.300	
				Place: 4	3	7	13*	9T	22	5	
6	29	Donnell Whittenburg	Team Hilton HHonors	6.800	5.900	6.700	6.100	6.800	5.900		
				Exec: 7.750	7.100	8.750	9.550	8.000	8.650		
				ND:							
				Final: 14.550	13.000	15.450	15.650	14.800	14.550	88.000	
				Place: 14	17	3	1	8	7*	6	
7	86	Brandon Wynn	Team Hilton HHonors	6.100	5.300	6.700	5.600	6.600	6.200		
				Exec: 8.600	7.400	8.800	9.150	8.600	8.850		
				ND:							
				Final: 14.700	12.700	15.500	14.750	15.200	15.050	87.900	
				Place: 11T	19	1*	16*	5T	6	7	
8	49	Sean Melton	Ohio State	6.000	5.700	6.100	5.600	6.400	5.900		
				Exec: 8.400	8.700	8.450	9.400	8.250	8.250		
				ND:							
				Final: 14.400	14.400	14.550	15.000	14.650	14.150	87.150	
				Place: 18	5	13T	8*	11	19T	8	
9	73	Paul Ruggeri III	Team Hilton HHonors	6.700	5.000	5.700	5.900	6.400	6.700		
				Exec: 8.900	7.850	8.550	9.450	6.900	9.000		
				ND:							
				Final: 15.600	12.850	14.250	15.350	13.300	15.700	87.050	
				Place: 2	18	16	2*	28	3T	9	

2014 P&G Championships - Men Day 1

Meet Results







Aug 22, 2014

Rank	Num	Name	Gym							AA
10T	64	CJ Maestas	Univ of Illinois	Diff: 6.300	5.500	6.700	5.200	6.000	6.300	
				Exec: 8.600	7.950	8.800	9.400	7.750	7.850	
				ND:						
				Final: 14.900	13.450	15.500	14.600	13.750	14.150	86.350
				Place: 9	12	1*	20*	19T	19T	10T
10T	75	Akash Modi	Stanford	Diff: 6.200	5.900	5.900	5.600	6.200	5.900	
				Exec: 8.750	7.850	8.650	8.800	9.000	7.600	
				ND:						
				Final: 14.950	13.750	14.550	14.400	15.200	13.500	86.350
				Place: 7*	9T	13T	24T	5T	26	10T
12	11	Jonathan Horton	Team Hilton HHonors	Diff: 6.400	5.200	6.400	5.600	6.400	6.600	
				Exec: 8.000	7.200	8.500	9.500	8.900	7.800	
				ND: -0.200						
				Final: 14.200	12.400	14.900	15.100	15.300	14.400	86.300
				Place: 20T	21	9T	6	3	12T	12
13	84	Marvin Kimble	Swiss Turners	Diff: 6.000	6.600	6.200	5.600	6.300	6.200	
				Exec: 8.700	6.800	8.950	8.300	8.600	7.650	
				ND:						
				Final: 14.700	13.400	15.150	13.900	14.900	13.850	85.900
				Place: 11T	13	5T	29	7	24	13
14	91	Allan Bower	Univ of Oklahoma	Diff: 5.900	6.100	5.600	5.600	5.700	5.900	
				Exec: 8.550	7.800	8.150	9.100	8.450	8.650	
				ND:						
				Final: 14.450	13.900	13.750	14.700	14.150	14.550	85.500
				Place: 17	8	27	18	16	7*	14
15	47	Ellis Mannon	Univ of Minnesota	Diff: 5.300	6.300	5.000	5.200	5.800	5.400	
				Exec: 7.550	8.400	8.900	9.300	8.750	9.050	
				ND: -0.300			-0.100			
				Final: 12.550	14.700	13.900	14.400	14.550	14.450	84.550
				Place: 30	2	24	24T	12	10T	15
16	78	Eddie Penev	Team Hilton HHonors	Diff: 6.700	5.600	5.200	5.900	5.400	5.700	
				Exec: 8.850	6.350	8.650	9.450	8.100	8.200	
				ND:						
				Final: 15.550	11.950	13.850	15.350	13.500	13.900	84.100
				Place: 3	25T	25	2*	26	23	16
17	36	Jake Martin	Ohio State	Diff: 6.200	6.200	5.700	5.600	5.800	5.900	
				Exec: 8.100	7.000	8.300	8.400	8.300	8.500	
				ND: -0.300						
				Final: 14.000	13.200	14.000	14.000	14.100	14.400	83.700
				Place: 24	14	20T	28	17T	12T	17
18	83	Colin Van Wicklen	Univ of Oklahoma	Diff: 6.200	4.400	5.500	5.600	5.300	5.600	
				Exec: 8.750	7.850	8.500	9.400	7.500	8.850	
				ND:						
				Final: 14.950	12.250	14.000	15.000	12.800	14.450	83.450
				Place: 7*	23	20T	8*	30T	10T	18

2014 P&G Championships - Men Day 1

Meet Results







Aug 22, 2014

Rank	Num	Name	Gym							AA
19	20	Kanji Oyama	Univ of Oklahoma	Diff: 6.000	4.900	5.700	5.600	5.700	5.500	
				Exec: 8.750	7.050	7.750	9.400	8.800	7.600	
				ND: _____	_____	_____	_____	_____	_____	
				Final: 14.750	11.950	13.450	15.000	14.500	13.100	82.750
				Place: 10	25T	30	8*	13	29T	19
20	50	Steven Legendre	Team Hilton HHonors	Diff: 6.800	5.400	6.000	5.600	5.800	5.100	
				Exec: 7.100	8.350	8.200	9.450	7.950	7.000	
				ND: -0.100	_____	_____	_____	_____	_____	
				Final: 13.800	13.750	14.200	15.050	13.750	12.100	82.650
				Place: 26	9T	17T	7	19T	32	20
21	2	Joshua Dixon	Team Hilton HHonors	Diff: 6.400	5.900	5.400	5.800	5.900	6.000	
				Exec: 8.800	6.600	7.450	9.450	7.850	7.050	
				ND: _____	_____	_____	-0.100	_____	_____	
				Final: 15.200	12.500	12.850	15.150	13.750	13.050	82.500
				Place: 5T	20	32	5	19T	31	21
22	14	Trevor Howard	Penn State	Diff: 6.400	5.000	6.400	5.600	6.200	5.500	
				Exec: 7.950	5.750	7.950	9.050	8.000	8.500	
				ND: _____	_____	_____	_____	_____	_____	
				Final: 14.350	10.750	14.350	14.650	14.200	14.000	82.300
				Place: 19	29	15	19	15	21	22
23	45	Kevin Wolting	UC Berkeley	Diff: 5.900	5.300	5.100	5.200	5.400	5.600	
				Exec: 8.400	7.000	8.600	9.000	7.550	8.800	
				ND: -0.100	_____	_____	_____	_____	_____	
				Final: 14.200	12.300	13.700	14.200	12.950	14.400	81.750
				Place: 20T	22	28	27	29	12T	23
24	21	Jesse Glenn	Army	Diff: 5.800	4.400	5.500	5.600	5.500	6.000	
				Exec: 7.350	7.250	8.300	9.350	7.850	8.300	
				ND: -0.300	_____	_____	_____	_____	_____	
				Final: 12.850	11.650	13.800	14.950	13.350	14.300	80.900
				Place: 28	27	26	11	27	16T	24
25	3	Donothan Bailey	UC Berkeley	Diff: 5.700	6.200	5.400	2.000	5.700	6.100	
				Exec: 8.500	6.950	8.200	9.050	8.400	8.300	
				ND: _____	_____	_____	_____	_____	_____	
				Final: 14.200	13.150	13.600	11.050	14.100	14.400	80.500
				Place: 20T	15T	29	32	17T	12T	25
26T	53	Alex Diab	Premier	Diff: 6.100	4.700	6.000	5.200	4.600	5.100	
				Exec: 8.100	7.400	8.950	9.400	5.900	8.200	
				ND: _____	_____	_____	_____	_____	_____	
				Final: 14.200	12.100	14.950	14.600	10.500	13.300	79.650
				Place: 20T	24	8	20*	32	28	26T
26T	8	Jack Boyle	Univ of Iowa	Diff: 5.900	5.300	6.300	4.800	6.200	6.200	
				Exec: 7.750	5.650	7.700	9.050	7.550	7.250	
				ND: _____	_____	_____	_____	_____	_____	
				Final: 13.650	10.950	14.000	13.850	13.750	13.450	79.650
				Place: 27	28	20T	30	19T	27	26T

2014 P&G Championships - Men Day 1

Meet Results

Aug 22, 2014

Rank	Num	Name	Gym							AA
28	70	Drew Moling	Ohio State	Diff: 5.000 Exec: 7.800 ND: _____ Final: 12.800 Place: 29	4.500 5.100 _____ 9.600 30	6.300 7.650 _____ 13.950 23	5.600 8.050 _____ 13.650 31	5.700 7.950 _____ 13.650 23T	5.600 8.600 _____ 14.200 18	77.850 28
29	61	Danny Berardini	Univ of Oklahoma	Diff: 5.500 Exec: 6.900 ND: _____ Final: 12.400 Place: 32	_____ _____ _____ _____ 31*	5.200 8.950 _____ 14.150 19	5.200 9.100 _____ 14.300 26	5.900 8.800 _____ 14.700 9T	5.700 7.400 _____ 13.100 29T	68.650 29
30	12	Joshua Yee	Univ of Oklahoma	Diff: _____ Exec: _____ ND: _____ Final: _____ Place: 33*	5.500 8.200 _____ 13.700 11	_____ _____ _____ _____ 33*	5.200 9.600 _____ 14.800 13T	5.400 8.250 _____ 13.650 23T	5.800 7.900 _____ 13.700 25	55.850 30
31	88	Alex Johnson	Ohio State	Diff: 5.800 Exec: 8.150 ND: _____ Final: 13.950 Place: 25	_____ _____ _____ _____ 31*	5.300 8.050 _____ 13.350 31	_____ _____ _____ _____ 33*	5.600 7.200 _____ 12.800 30T	5.900 8.600 _____ 14.500 9	54.600 31
32	37	Matthew Loochtan	Univ of Iowa	Diff: 6.000 Exec: 8.500 ND: _____ Final: 14.500 Place: 15T	_____ _____ _____ _____ 31*	6.000 8.700 _____ 14.700 12	5.600 9.150 _____ 14.750 16*	_____ _____ _____ _____ 33*	_____ _____ _____ _____ 33*	43.950 32
33	17	Nicholas Hunter	Univ of Michigan	Diff: _____ Exec: _____ ND: _____ Final: _____ Place: 33*	5.800 8.400 _____ 14.200 7	_____ _____ _____ _____ 33*	_____ _____ _____ _____ 33*	6.200 8.100 _____ 14.300 14	5.800 8.500 _____ 14.300 16T	42.800 33
34	82	Steven Lacombe	UC Berkeley	Diff: 5.900 Exec: 6.950 ND: -0.400 Final: 12.450 Place: 31	_____ _____ _____ _____ 31*	6.700 8.200 _____ 14.900 9T	5.600 9.200 _____ 14.800 13*	_____ _____ _____ _____ 33*	_____ _____ _____ _____ 33*	42.150 34