

2014 Men's National Qualifier

Meet Results







Jul 19, 2014

Page: Printed: 7/19/2014 10:10:21 P

Men / All Level

Session: A







Judge's Signature

Rank	Num	Name	Gym	Diff:							AA
1	29	* Donnell Whittenburg	Team Hilton Hhonors	6.800	5.900	6.700	6.100	6.500	5.900		
				Exec: 8.650	8.100	8.400	9.450	6.950	8.500		
				ND: _____	_____	_____	_____	_____	_____		
				Final: 15.450	14.000	15.100	15.550	13.450	14.400	87.950	
				Place: 2	5	3	1	21T	13T		1
2	73	* Paul Ruggeri III	Team Hilton Hhonors	6.800	5.000	5.700	5.800	6.500	6.800		
				Exec: 9.150	6.900	8.550	9.350	7.600	9.050		
				ND: _____	_____	_____	_____	_____	_____		
				Final: 15.950	11.900	14.250	15.150	14.100	15.850	87.200	
				Place: 1	32T	11T	3	8T	1		2
3	60	* John Orozco	Team Hilton Hhonors	6.200	6.400	6.500	5.600	6.500	6.700		
				Exec: 8.700	7.550	8.450	8.600	6.800	8.950		
				ND: -0.500	_____	_____	_____	_____	_____		
				Final: 14.400	13.950	14.950	14.200	13.300	15.650	86.450	
				Place: 15T	6	4	25T	24T	2		3
4	91	Allan Bower	Univ of Oklahoma	5.800	6.100	5.600	5.600	5.500	5.600		
				Exec: 9.050	8.500	8.400	9.250	8.150	8.900		
				ND: -0.100	_____	_____	_____	_____	_____		
				Final: 14.750	14.600	14.000	14.850	13.650	14.500	86.350	
				Place: 6T	1	19T	6*	18	11T		4
5	41	Danell Leyva	Universal	6.300	5.900	5.500	5.600	6.900	6.900		
				Exec: 7.300	7.850	8.700	9.250	8.300	8.050		
				ND: -0.300	_____	_____	_____	_____	_____		
				Final: 13.300	13.750	14.200	14.850	15.200	14.950	86.250	
				Place: 41	8T	14T	6*	1	6		5
6	75	Kanji Oyama	Univ of Oklahoma	6.000	5.800	6.100	5.600	5.700	5.700		
				Exec: 8.750	7.900	7.950	9.250	8.700	8.400		
				ND: _____	_____	_____	-0.100	_____	_____		
				Final: 14.750	13.700	14.050	14.750	14.400	14.100	85.750	
				Place: 6T	10	17T	9T	3	21T		6
7	86	* Brandon Wynn	Team Hilton Hhonors	6.000	5.000	6.800	5.600	6.600	5.300		
				Exec: 8.700	7.450	8.500	9.050	8.000	7.950		
				ND: _____	_____	_____	_____	-0.300	_____		
				Final: 14.700	12.450	15.300	14.650	14.300	13.250	84.650	
				Place: 9T	19T	1	13T	4T	40T		7
8	47	Ellis Mannon	Univ of Minnesota	4.600	6.300	5.000	5.200	5.900	5.300		
				Exec: 8.050	7.950	9.250	9.550	8.400	9.000		
				ND: _____	_____	_____	_____	_____	_____		
				Final: 12.650	14.250	14.250	14.750	14.300	14.300	84.500	
				Place: 51	4	11T	9T	4T	16T		8
9	45	Kevin Wolting	UC Berkeley	5.900	5.200	5.100	5.600	5.400	5.500		
				Exec: 8.850	8.300	8.650	9.350	7.950	8.600		
				ND: _____	_____	_____	-0.100	_____	_____		
				Final: 14.750	13.500	13.750	14.850	13.350	14.100	84.300	
				Place: 6T	13	24T	6T	23	21T		9
10	83	Colin Van Wicklen	Univ of Oklahoma	6.100	4.400	5.500	5.600	5.600	5.900		
				Exec: 9.300	7.600	8.100	8.900	7.650	9.000		
				ND: _____	_____	_____	-0.300	_____	_____		
				Final: 15.400	12.000	13.600	14.200	13.250	14.900	83.350	
				Place: 3	26*	26T	25T	26T	7		10

2014 Men's National Qualifier

Meet Results







Jul 19, 2014

Rank	Num	Name	Gym							AA
11	16	* Chris Brooks	Team Hilton Hhonors	Diff: 6.500	5.700	6.000	5.600	6.500	6.600	
				Exec: 8.000	5.550	8.150	9.650	6.000	8.900	
				ND: -0.600						
				Final: 13.900	11.250	14.150	15.250	12.500	15.500	82.550
				Place: 30T	46T	16	2	41T	3	11
12	4	* Yul Moldauer	5280 Gym	Diff: 6.100	5.500	5.900	5.200	5.600	5.200	
				Exec: 8.200	8.150	7.500	8.900	8.000	7.900	
				ND: -0.100			-0.300			
				Final: 14.200	13.650	13.400	13.800	13.600	13.100	81.750
				Place: 19	11	30T	32T	19	43T	12
13	44	Anthony McCallum	U.S.O.T.C.	Diff: 5.500	5.100	5.100	6.000	5.600	4.900	
				Exec: 8.650	5.900	9.100	8.300	8.400	9.150	
				ND:						
				Final: 14.150	11.000	14.200	14.300	14.000	14.050	81.700
				Place: 20T	54	14T	23	12	23	13
14	70	Drew Moling	Ohio State	Diff: 5.000	5.400	6.300	5.600	5.700	5.800	
				Exec: 7.900	6.250	8.350	9.000	7.300	8.850	
				ND: -0.300						
				Final: 12.600	11.650	14.650	14.600	13.000	14.650	81.150
				Place: 52	36T	7	16T	32T	9	14
15	22	Kyle Zemeir	UC Berkeley	Diff: 5.800	5.300	4.900	5.600	6.100	5.600	
				Exec: 8.150	6.100	8.450	9.050	7.800	7.750	
				ND:			-0.100			
				Final: 13.950	11.400	13.350	14.550	13.900	13.350	80.500
				Place: 28T	43	32T	18T	13	39	15
16	53	* Alex Diab	Premier	Diff: 6.100	4.700	6.000	5.200	4.800	5.000	
				Exec: 8.350	7.300	8.450	9.450	6.600	8.800	
				ND: -0.300						
				Final: 14.150	12.000	14.450	14.650	11.400	13.800	80.450
				Place: 20T	26T	8T	13*	57T	27	16
17	19	Jeffrey Becker	Cypress Academy	Diff: 5.900	5.300	5.000	5.200	5.300	5.500	
				Exec: 8.250	6.200	8.350	8.050	8.150	8.850	
				ND:			-0.100			
				Final: 14.150	11.500	13.350	13.150	13.450	14.350	79.950
				Place: 20T	41T	32T	49T	21T	15	17
18	7	* Emyre Cole	Go For It	Diff: 5.700	4.800	4.800	5.600	4.800	4.400	
				Exec: 8.600	7.150	8.250	9.300	7.850	8.250	
				ND:						
				Final: 14.300	11.950	13.050	14.900	12.650	12.650	79.500
				Place: 17	29T	39	4*	38	50T	18
19	3	Jack Boyle	Univ of Iowa	Diff: 5.900	5.100	6.300	4.800	6.200	6.200	
				Exec: 6.550	6.100	8.150	8.700	7.900	7.800	
				ND:			-0.300			
				Final: 12.450	11.200	14.450	13.200	14.100	14.000	79.400
				Place: 54	50T	8T	48	8T	24T	19
20	43	James Jindra	William & Mary	Diff: 5.100	4.500	5.700	4.800	5.100	5.400	
				Exec: 8.400	7.950	8.300	9.100	6.950	8.000	
				ND:						
				Final: 13.500	12.450	14.000	13.900	12.050	13.400	79.300
				Place: 38	19T	19T	30	52	36T	20

2014 Men's National Qualifier

Meet Results







Jul 19, 2014

Rank	Num	Name	Gym							AA
21	38	Jason Gaides	UIC	Diff: 5.700	5.200	5.600	5.200	4.600	4.900	
				Exec: 8.800	6.150	8.000	8.900	7.500	8.650	
				ND: _____	_____	_____	-0.100	_____	_____	
				Final: 14.500	11.350	13.600	14.000	12.100	13.550	79.100
				Place: 14	44	26T	29	49T	31T	21
22	87	** Shane Wiskus	MHG	Diff: 5.400	4.500	5.000	4.400	4.700	4.900	
				Exec: 8.850	6.750	8.750	8.950	8.350	7.650	
				ND: _____	_____	_____	_____	_____	_____	
				Final: 14.250	11.250	13.750	13.350	13.050	12.550	78.200
				Place: 18	46T	24T	43*	30T	54	22
23	57	Kyle King	Ridgewood	Diff: 5.700	5.200	4.400	5.600	4.800	4.300	
				Exec: 8.600	7.300	7.500	8.650	7.300	8.150	
				ND: -0.300	_____	_____	_____	_____	_____	
				Final: 14.000	12.500	11.900	14.250	12.100	12.450	77.200
				Place: 25T	18	54T	24	49T	56	23
24	31	Douglass Johnson	Broadway	Diff: 5.200	4.700	5.200	4.400	5.100	4.500	
				Exec: 8.800	7.250	7.950	9.000	7.500	7.350	
				ND: _____	_____	_____	_____	_____	_____	
				Final: 14.000	11.950	13.150	13.400	12.600	11.850	76.950
				Place: 25T	29T	34T	42	39T	58	24
25	23	Michael Burns	Hocking Valley	Diff: 5.000	5.200	5.100	5.200	5.500	5.800	
				Exec: 6.350	6.050	8.000	8.750	7.700	8.450	
				ND: -0.100	_____	_____	-0.100	_____	_____	
				Final: 11.250	11.250	13.100	13.850	13.200	14.250	76.900
				Place: 61T	46T	38	31	28T	18	25
26	55	** Vitali Kan	Swiss Turners	Diff: 5.300	5.100	4.300	5.200	4.000	4.200	
				Exec: 8.400	6.800	7.950	9.250	7.300	8.750	
				ND: _____	_____	_____	_____	_____	_____	
				Final: 13.700	11.900	12.250	14.450	11.300	12.950	76.550
				Place: 35T	32T	49	20	60	47	26
27	9	** Maxim Andryushchenko	Lake Shore	Diff: 4.900	4.200	4.800	4.400	4.600	5.000	
				Exec: 8.350	7.550	8.600	8.050	7.500	8.400	
				ND: -0.100	_____	_____	_____	_____	_____	
				Final: 13.150	11.750	13.400	12.450	12.100	13.400	76.250
				Place: 44T	35	30T	58	49T	36T	27
28	62	** Eric Klein	Daggett	Diff: 5.200	4.000	4.200	5.200	4.300	4.600	
				Exec: 8.050	7.550	8.200	8.050	7.100	8.650	
				ND: _____	_____	_____	-0.300	_____	_____	
				Final: 13.250	11.550	12.400	12.950	11.400	13.250	74.800
				Place: 42	39T	45	55	57T	40T	28
29	20	Adam Al-Rokh	Hocking Valley	Diff: 4.700	5.600	5.700	4.400	4.900	4.900	
				Exec: 6.200	5.600	7.450	9.300	7.700	7.950	
				ND: -0.300	_____	_____	-0.100	_____	_____	
				Final: 10.600	11.200	13.150	13.600	12.600	12.850	74.000
				Place: 65T	50T	34T	37T	39T	49	29
30	50	** Christian Kalustian	Byers Gym	Diff: 4.700	4.400	4.300	4.400	3.500	4.600	
				Exec: 8.500	7.600	7.300	9.200	7.300	8.050	
				ND: _____	_____	_____	_____	_____	_____	
				Final: 13.200	12.000	11.600	13.600	10.800	12.650	73.850
				Place: 43	26*	58T	37T	63T	50T	30

2014 Men's National Qualifier

Meet Results







Jul 19, 2014

Rank	Num	Name	Gym							AA
31	34	** Addison Chung	NESA	Diff: 4.900	4.500	4.400	3.600	4.100	3.500	
				Exec: 8.450	7.550	8.250	8.200	7.700	8.050	
				ND: _____	_____	_____	-0.300	_____	_____	
				Final: 13.350	12.050	12.650	11.500	11.800	11.550	72.900
				Place: 40	25	41	60	54T	63	31
32	77	** Bailey Perez	Premier	Diff: 5.500	3.700	4.800	4.400	4.400	4.200	
				Exec: 8.500	6.650	6.250	8.750	6.850	8.400	
				ND: _____	_____	_____	_____	_____	_____	
				Final: 14.000	10.350	11.050	13.150	11.250	12.600	72.400
				Place: 25T	58T	65	49*	61	52T	32
33	99	Isaac Xiong	5280 Gym	Diff: 5.000	4.600	4.500	4.400	4.100	3.200	
				Exec: 6.550	7.050	7.100	9.350	8.900	7.850	
				ND: -0.500	_____	_____	_____	_____	_____	
				Final: 11.050	11.650	11.600	13.750	13.000	11.050	72.100
				Place: 63T	36T	58T	35	32T	65	33
34	14	Trevor Howard	Penn State	Diff: 6.500	0.000	6.400	5.600	6.100	5.600	
				Exec: 8.150	0.000	7.950	9.300	7.950	8.400	
				ND: _____	_____	_____	_____	_____	_____	
				Final: 14.650	0.000	14.350	14.900	14.050	14.000	71.950
				Place: 11	64*	10	4*	11	24T	34
35T	39	Tommy Trompeter	Eagle's Wings	Diff: 4.900	4.800	5.000	4.000	4.700	4.500	
				Exec: 6.800	6.450	6.900	8.350	7.450	8.100	
				ND: -0.300	_____	_____	_____	_____	_____	
				Final: 11.400	11.250	11.900	12.350	12.150	12.600	71.650
				Place: 57T	46T	54T	59	47T	52T	35T
35T	13	** Fernando Porta	Eagle Ridge	Diff: 4.200	4.200	4.100	4.400	4.200	4.100	
				Exec: 7.050	7.350	7.750	8.750	7.300	8.250	
				ND: _____	_____	_____	_____	_____	_____	
				Final: 11.250	11.550	11.850	13.150	11.500	12.350	71.650
				Place: 61T	39T	56T	49*	56	57	35T
37	71	** Jake Moore	Twistars	Diff: 4.300	5.200	4.400	4.400	4.200	4.500	
				Exec: 7.350	6.450	6.900	8.850	7.150	8.000	
				ND: -0.300	_____	_____	_____	_____	_____	
				Final: 11.350	11.650	11.300	13.250	11.350	12.500	71.400
				Place: 59T	36T	61T	46*	59	55	37
38	69	** Connor Lewis	Integrity	Diff: 4.300	3.900	4.700	4.400	4.700	3.900	
				Exec: 7.050	8.050	7.600	8.950	7.100	6.550	
				ND: _____	_____	_____	_____	_____	_____	
				Final: 11.350	11.950	12.300	13.350	11.800	10.450	71.200
				Place: 59T	29T	47T	43*	54T	67	38
39	27	** Cutter Fugett	5280 Gym	Diff: 4.900	4.900	4.100	4.400	4.000	3.900	
				Exec: 7.800	6.400	7.050	9.050	6.750	7.900	
				ND: _____	_____	_____	_____	_____	_____	
				Final: 12.700	11.300	11.150	13.450	10.750	11.800	71.150
				Place: 50	45	63	40*	65	59T	39
40	6	Peyton Amick	High Point	Diff: 5.200	4.000	4.100	4.400	4.300	4.200	
				Exec: 7.650	6.550	6.500	8.800	8.000	7.600	
				ND: _____	_____	_____	-0.300	_____	_____	
				Final: 12.850	10.550	10.600	12.900	12.300	11.800	71.000
				Place: 47T	55	67	56	45	59T	40

2014 Men's National Qualifier

Meet Results







Jul 19, 2014

Rank	Num	Name	Gym							AA
41	65	** Austin Lober	Gold Cup	Diff: 4.700	4.500	4.800	4.800	3.900	4.400	
				Exec: 7.800	5.850	7.800	8.050	6.900	7.400	
				ND: _____	_____	_____	-0.300	_____	_____	
				Final: 12.500	10.350	12.600	12.550	10.800	11.800	70.600
				Place: 53	58T	42	57	63T	59T	41
42	68	** Joshua Martin	Aerial	Diff: 4.900	4.000	3.600	5.200	4.100	3.000	
				Exec: 6.900	7.800	7.500	9.000	6.450	8.500	
				ND: -0.400	_____	_____	_____	_____	_____	
				Final: 11.400	11.800	11.100	14.200	10.550	11.500	70.550
				Place: 57T	34	64	25T	66	64	42
43	98	Jordyn Lopez	5280 Gym	Diff: 4.800	4.500	5.200	4.400	4.800	4.500	
				Exec: 7.400	6.600	5.450	9.050	7.350	6.450	
				ND: _____	_____	_____	_____	_____	_____	
				Final: 12.200	11.100	10.650	13.450	12.150	10.950	70.500
				Place: 55	53	66	40*	47T	66	43
44	61	Danny Berardini	Univ of Oklahoma	Diff: 5.700	0.000	5.200	5.200	5.900	5.700	
				Exec: 7.450	0.000	9.050	9.200	8.200	8.700	
				ND: _____	_____	_____	_____	_____	_____	
				Final: 13.150	0.000	14.250	14.400	14.100	14.400	70.300
				Place: 44T	64*	11T	21	8T	13T	44
45	10	Cyrus Dobre-Mofid	Univ of Iowa	Diff: 5.400	0.000	5.300	5.200	6.100	5.300	
				Exec: 9.150	0.000	8.550	9.150	7.600	8.200	
				ND: _____	_____	_____	_____	_____	_____	
				Final: 14.550	0.000	13.850	14.350	13.700	13.500	69.950
				Place: 13	64*	22	22	15T	33*	45
46	2	* Joshua Dixon	Team Hilton Hhonors	Diff: 6.200	5.900	5.400	5.800	_____	6.600	
				Exec: 7.500	6.200	8.200	8.950	_____	8.500	
				ND: _____	_____	_____	_____	_____	_____	
				Final: 13.700	12.100	13.600	14.750	0.000	15.100	69.250
				Place: 35T	24	26T	9T	67*	5	46
47	32	Craig Hernandez	Penn State	Diff: 5.700	6.200	5.500	4.400	0.000	5.200	
				Exec: 8.050	8.300	7.650	8.850	0.000	8.500	
				ND: _____	_____	_____	_____	_____	_____	
				Final: 13.750	14.500	13.150	13.250	0.000	13.700	68.350
				Place: 33T	2	34T	46*	67*	28T	47
48	30	Gared Chapman	Airforce Academy	Diff: 5.500	0.000	6.300	5.600	5.200	5.100	
				Exec: 8.500	0.000	8.450	8.000	7.000	8.350	
				ND: -0.100	_____	_____	-0.100	_____	_____	
				Final: 13.900	0.000	14.750	13.500	12.200	13.450	67.800
				Place: 30T	64*	5T	39	46	35	48
49	46	Brett Valin	UIC	Diff: 5.300	0.000	5.100	5.600	5.100	5.000	
				Exec: 5.800	0.000	6.950	9.100	8.150	8.150	
				ND: -0.500	_____	_____	-0.100	_____	_____	
				Final: 10.600	0.000	12.050	14.600	13.250	13.150	63.650
				Place: 65T	64*	52T	16T	26T	42	49
50	63	Justin Maxwell	Aerial	Diff: 4.700	0.000	5.000	5.600	4.600	4.800	
				Exec: 6.000	0.000	6.350	7.500	6.450	8.300	
				ND: -0.500	_____	_____	-0.100	_____	_____	
				Final: 10.200	0.000	11.350	13.000	11.050	13.100	58.700
				Place: 68	64*	60	54	62	43T	50

2014 Men's National Qualifier

Meet Results







Jul 19, 2014

Rank	Num	Name	Gym	Diff:							AA
51	24	Jeremiah White	Legacy All Sports	5.000	4.200	5.100	3.600	4.900	0.000		
				Exec: 6.000	6.300	7.250	9.500	6.950	0.000		
				ND: -0.500							
				Final: 10.500	10.500	12.350	13.100	11.850	0.000	58.300	
				Place: 67	56T	46	52T	53	69*	51	
52	12	Joshua Yee	Univ of Oklahoma	0.000	5.500	0.000	5.200	5.400	5.600		
				Exec: 0.000	8.250	0.000	9.450	8.800	8.100		
				ND: _____							
				Final: 0.000	13.750	0.000	14.650	14.200	13.700	56.300	
				Place: 69*	8T	68*	13*	6T	28T	52	
53	88	Alex Johnson	Ohio State	5.800	0.000	5.300	0.000	5.600	5.800		
				Exec: 9.050	0.000	8.750	0.000	7.300	8.500		
				ND: _____							
				Final: 14.850	0.000	14.050	0.000	12.900	14.300	56.100	
				Place: 5	64*	17T	61*	35	16T	53	
54	92	Lance Alberhasky	Univ of Iowa	5.700	0.000	6.000	0.000	6.000	5.700		
				Exec: 8.350	0.000	7.900	0.000	7.300	8.450		
				ND: _____							
				Final: 14.050	0.000	13.900	0.000	13.300	14.150	55.400	
				Place: 23T	64*	21	61*	24T	19T	54	
55	72	Alex Nork	Ohio State	_____	5.400	5.500	0.000	5.800	6.000		
				Exec: _____	8.200	7.450	0.000	7.700	8.600		
				ND: _____							
				Final: 0.000	13.600	12.950	0.000	13.500	14.600	54.650	
				Place: 69*	12	40	61*	20	10	55	
56	40	Travis Gollott	Univ of Nebraska	5.800	4.200	0.000	0.000	4.900	5.100		
				Exec: 8.800	8.100	0.000	0.000	8.850	8.600		
				ND: _____							
				Final: 14.600	12.300	0.000	0.000	13.750	13.700	54.350	
				Place: 12	21T	68*	61*	14	28T	56	
57	36	* Jake Martin	Ohio State	_____	6.100	5.700	0.000	5.800	6.500		
				Exec: _____	6.950	7.750	0.000	6.700	8.750		
				ND: _____							
				Final: 0.000	13.050	13.450	0.000	12.500	15.250	54.250	
				Place: 69*	17	29	61*	41T	4	57	
58	52	Allan Malone	Victory	5.200	0.000	5.000	4.400	4.200	0.000		
				Exec: 8.850	0.000	7.300	9.300	8.300	0.000		
				ND: _____							
				Final: 14.050	0.000	12.300	13.700	12.500	0.000	52.550	
				Place: 23T	64*	47T	36	41T	69*	58	
59	35	Christopher Stephenson	Univ of Nebraska	5.700	3.600	0.000	0.000	4.800	4.700		
				Exec: 8.250	6.650	0.000	0.000	8.900	9.250		
				ND: _____							
				Final: 13.950	10.250	0.000	0.000	13.700	13.950	51.850	
				Place: 28T	60T	68*	61*	15T	26	59	
60	21	Andrew Rickly	Ohio State	_____	5.500	5.300	0.000	5.700	5.900		
				Exec: _____	6.000	7.850	0.000	6.650	8.850		
				ND: _____							
				Final: 0.000	11.500	13.150	0.000	12.350	14.750	51.750	
				Place: 69*	41T	34T	61*	44	8	60	

2014 Men's National Qualifier

Meet Results







Jul 19, 2014

Rank	Num	Name	Gym							AA
61	1	Matt Hicks	Artemov	Diff: 0.000	5.300	4.700	0.000	5.200	5.800	
				Exec: 0.000	7.850	7.800	0.000	7.600	7.100	
				ND: _____	_____	_____	_____	_____	_____	
				Final: 0.000	13.150	12.500	0.000	12.800	12.900	51.350
				Place: 69*	16	43	61*	36	48	61
62	79	Tyler Schaal	Universal	Diff: 5.100	4.000	5.600	5.600	0.000	0.000	
				Exec: 6.500	5.500	8.200	8.550	0.000	0.000	
				ND: _____	_____	_____	_____	_____	_____	
				Final: 11.600	9.500	13.800	14.150	0.000	0.000	49.050
				Place: 56	63	23	28	67*	69*	62
63	33	Chris Coombs	Champion Gym	Diff: 5.600	4.700	5.700	0.000	5.100	0.000	
				Exec: 7.200	5.550	6.350	0.000	7.650	0.000	
				ND: _____	_____	_____	_____	_____	_____	
				Final: 12.800	10.250	12.050	0.000	12.750	0.000	47.850
				Place: 49	60T	52T	61*	37	69*	63
64	37	Matthew Loochtan	Univ of Iowa	Diff: 6.100	0.000	6.000	5.200	0.000	0.000	
				Exec: 8.950	0.000	8.750	9.350	0.000	0.000	
				ND: _____	_____	_____	_____	_____	_____	
				Final: 15.050	0.000	14.750	14.550	0.000	0.000	44.350
				Place: 4	64*	5T	18T	67*	69*	64
65	82	Steven Lacombe	UC Berkeley	Diff: 6.000	0.000	6.700	5.600	0.000	0.000	
				Exec: 7.700	0.000	8.500	9.150	0.000	0.000	
				ND: -0.100	_____	_____	_____	_____	_____	
				Final: 13.600	0.000	15.200	14.750	0.000	0.000	43.550
				Place: 37	64*	2	9T	67*	69*	65
66	5	Dylan Akers	Univ of Oklahoma	Diff: 5.900	0.000	0.000	0.000	5.600	5.800	
				Exec: 8.800	0.000	0.000	0.000	7.600	8.700	
				ND: _____	_____	_____	_____	_____	_____	
				Final: 14.700	0.000	0.000	0.000	13.200	14.500	42.400
				Place: 9T	64*	68*	61*	28T	11T	66
67	42	Nicholas Hunter	Univ of Michigan	Diff: 0.000	5.800	0.000	0.000	6.200	5.600	
				Exec: 0.000	8.500	0.000	0.000	8.000	7.800	
				ND: _____	_____	_____	_____	_____	_____	
				Final: 0.000	14.300	0.000	0.000	14.200	13.400	41.900
				Place: 69*	3	68*	61*	6T	36T	67
68	74	Zack Mollett	Arizona State	Diff: 5.400	5.000	_____	0.000	4.600	_____	
				Exec: 9.000	8.200	_____	0.000	9.100	_____	
				ND: _____	_____	_____	_____	_____	_____	
				Final: 14.400	13.200	0.000	0.000	13.700	0.000	41.300
				Place: 15T	15	68*	61*	15T	69*	68
69	51	Ethan Lottman	Univ of Nebraska	Diff: 5.300	4.700	0.000	0.000	0.000	5.000	
				Exec: 8.100	8.600	0.000	0.000	0.000	8.550	
				ND: _____	_____	_____	_____	_____	_____	
				Final: 13.400	13.300	0.000	0.000	0.000	13.550	40.250
				Place: 39	14	68*	61*	67*	31T	69
70	80	Jacoby Rubin	Univ of Oklahoma	Diff: 0.000	5.900	0.000	0.000	5.800	5.400	
				Exec: 0.000	7.950	0.000	0.000	7.200	7.650	
				ND: _____	_____	_____	_____	_____	_____	
				Final: 0.000	13.850	0.000	0.000	13.000	13.050	39.900
				Place: 69*	7	68*	61*	32T	45	70

2014 Men's National Qualifier

Meet Results







Jul 19, 2014

Rank	Num	Name	Gym							AA
71T	66	Edward Mesa	Universal	Diff: 5.500	5.500	0.000	0.000	0.000	5.500	
				Exec: 8.400	5.000	0.000	0.000	0.000	8.650	
				ND: _____	_____	_____	_____	_____	_____	
				Final: 13.900	10.500	0.000	0.000	0.000	14.150	38.550
				Place: 30T	56T	68*	61*	67*	19T	71T
71T	64	Jordan Valdez	Univ of Illinois	Diff: 0.000	0.000	4.700	0.000	5.800	4.500	
				Exec: 0.000	0.000	7.500	0.000	8.800	7.250	
				ND: _____	_____	_____	_____	_____	_____	
				Final: 0.000	0.000	12.200	0.000	14.600	11.750	38.550
				Place: 69*	64*	50	61*	2	62	71T
73	48	Sean Johnston	St. Charles	Diff: 5.600	_____	5.100	5.600	_____	_____	
				Exec: 7.250	_____	6.750	8.500	_____	_____	
				ND: _____	_____	_____	-0.300	_____	_____	
				Final: 12.850	0.000	11.850	13.800	0.000	0.000	38.500
				Place: 47T	64*	56T	32T	67*	69*	73
74	85	Alexander Tighe	Temple	Diff: 0.000	5.600	0.000	0.000	5.700	5.300	
				Exec: 0.000	6.700	0.000	0.000	7.350	7.700	
				ND: _____	_____	_____	_____	_____	_____	
				Final: 0.000	12.300	0.000	0.000	13.050	13.000	38.350
				Place: 69*	21T	68*	61*	30T	46	74
75	90	Aristo Barrera	Universal	Diff: 0.000	5.200	5.000	0.000	0.000	5.300	
				Exec: 0.000	6.000	6.300	0.000	0.000	8.200	
				ND: _____	_____	_____	_____	_____	_____	
				Final: 0.000	11.200	11.300	0.000	0.000	13.500	36.000
				Place: 69*	50T	61T	61*	67*	33*	75
76	67	Ty Loughridge	Colorado Train Ctr	Diff: 5.400	_____	_____	5.200	_____	4.400	
				Exec: 5.650	_____	_____	8.900	_____	5.600	
				ND: _____	_____	_____	-0.300	_____	_____	
				Final: 11.050	0.000	0.000	13.800	0.000	10.000	34.850
				Place: 63T	64*	68*	32T	67*	68	76
77	76	Eric Sinsley	Roswell	Diff: 5.400	0.000	0.000	5.200	0.000	0.000	
				Exec: 8.350	0.000	0.000	7.900	0.000	0.000	
				ND: _____	_____	_____	_____	_____	_____	
				Final: 13.750	0.000	0.000	13.100	0.000	0.000	26.850
				Place: 33T	64*	68*	52T	67*	69*	77
78	18	Michael Heredia	Fuzion	Diff: 4.800	0.000	0.000	5.600	0.000	0.000	
				Exec: 8.100	0.000	0.000	7.850	0.000	0.000	
				ND: _____	_____	_____	-0.100	_____	_____	
				Final: 12.900	0.000	0.000	13.350	0.000	0.000	26.250
				Place: 46	64*	68*	43T	67*	69*	78
79	49	Justin Reynolds	Superior	Diff: 0.000	4.800	4.300	0.000	0.000	0.000	
				Exec: 0.000	7.350	7.850	0.000	0.000	0.000	
				ND: _____	_____	_____	_____	_____	_____	
				Final: 0.000	12.150	12.150	0.000	0.000	0.000	24.300
				Place: 69*	23	51	61*	67*	69*	79
80	11	Alexander Milner	United Elite	Diff: 0.000	4.800	4.300	0.000	0.000	0.000	
				Exec: 0.000	4.950	8.150	0.000	0.000	0.000	
				ND: _____	_____	_____	_____	_____	_____	
				Final: 0.000	9.750	12.450	0.000	0.000	0.000	22.200
				Place: 69*	62	44	61*	67*	69*	80

2014 Men's National Qualifier

Meet Results

Jul 19, 2014

Rank	Num	Name	Gym							AA
81	17	Alexander Barrera	Universal	Diff: 0.000	0.000	0.000	0.000	0.000	0.000	
				Exec: 0.000	0.000	0.000	0.000	0.000	0.000	
				ND: _____	_____	_____	_____	_____	_____	
				Final: 0.000	0.000	0.000	0.000	0.000	0.000	0.000
				Place: 69*	64*	68*	61*	67*	69*	81