







Ironman Invitational 2014

Team Results

Jan 4-5, 2014

Page: 1
 Printed: 1/4/2014 5:12 PM
 Men / 5 / All Ages
 Session: 2

Rank	Gym	Team	Score						
1	Elite	Y	179.100	29.200 1	30.400 1	31.500 2	29.600 1	29.600 1	28.800 4
2	Jam Hops	Y	174.700	28.500 3	28.400 2	31.400 3	28.800 5	28.500 2T	29.100 1T
3	TCT	Y	173.300	26.800 6	28.100 3	31.800 1	29.000 2T	28.500 2T	29.100 1T
4	Midwest	Y	168.600	27.800 4	27.800 4	28.900 7	28.300 8	28.500 2T	27.300 7
5	Legacy	Y	168.200	28.800 2	24.500 5	30.700 5	28.600 6	27.900 5	27.700 5
6	North Shore	Y	164.500	26.700 7	23.800 6	30.900 4	29.000 2T	26.600 7	27.500 6
7	North Crest	Y	161.200	25.800 8	22.600 7	29.900 6	28.500 7	27.400 6	27.000 8
8	MN Valley	Y	158.000	27.200 5	19.600 9	28.400 8	28.900 4	25.000 8	28.900 3