

2013 Winter Cup Prelims







Meet Results

Feb 7, 2013

Men / SR

Session: 2







Judge's Signatures

Rank	Num	Name	Gym	Diff							AA
1	43	Adrian De Los Angeles	Michigan	Diff: 6.400	5.900	6.000	5.600	5.900	5.700		
				Exec: 9.050	8.600	8.250	8.400	7.950	8.150		
				ND: _____	_____	_____	-0.100	_____	_____		
				Final: 15.450	14.500	14.250	13.900	13.850	13.850	85.800	
				Place: 2T	2	4	18T	7	3		1
2	41	Danell Leyva	Universal	Diff: 6.400	6.200	5.500	5.600	6.700	6.900		
				Exec: 8.400	6.700	8.300	8.350	8.500	8.250		
				ND: -0.300	_____	_____	_____	_____	_____		
				Final: 14.500	12.900	13.800	13.950	15.200	15.150	85.500	
				Place: 6	19	6	17	1	1		2
3	24	Jacob Dalton	Oklahoma	Diff: 6.500	5.000	6.200	5.600	6.300	5.700		
				Exec: 9.150	7.700	8.450	9.300	7.900	7.600		
				ND: _____	_____	_____	_____	_____	_____		
				Final: 15.650	12.700	14.650	14.900	14.200	13.300	85.400	
				Place: 1	20	1	3T	4T	6		3
4	49	Sean Melton	USOTC	Diff: 5.800	5.800	5.500	5.600	5.900	5.000		
				Exec: 7.700	8.250	8.650	8.850	8.850	7.600		
				ND: _____	_____	_____	_____	_____	_____		
				Final: 13.500	14.050	14.150	14.450	14.750	12.600	83.500	
				Place: 17	7	5	9*	2	14		4
5	64	Luke Stannard	Illinois	Diff: 6.000	6.600	4.700	5.200	5.500	5.400		
				Exec: 8.550	7.600	7.550	9.050	8.150	7.500		
				ND: -0.300	_____	_____	_____	_____	_____		
				Final: 14.250	14.200	12.250	14.250	13.650	12.900	81.500	
				Place: 9	4	19	12*	10T	9T		5
6	29	Donnell Whittenburg	Paragon	Diff: 5.800	5.300	5.700	5.600	5.700	5.400		
				Exec: 7.850	7.800	8.600	9.050	7.800	6.700		
				ND: _____	_____	_____	_____	_____	_____		
				Final: 13.650	13.100	14.300	14.650	13.500	12.100	81.300	
				Place: 13T	14	3	6T	13	19		6
7	17	Timothy Wang	Colorado Trn Ctr	Diff: 5.600	5.600	4.900	5.200	5.700	4.500		
				Exec: 7.950	8.550	7.750	9.100	7.750	8.400		
				ND: _____	_____	_____	_____	_____	_____		
				Final: 13.550	14.150	12.650	14.300	13.450	12.900	81.000	
				Place: 16	5	11T	11	14	9T		7
8	77	Jacob Dastrup	USOTC	Diff: 6.000	5.700	5.100	5.600	5.600	5.300		
				Exec: 8.300	8.400	7.400	8.050	8.150	7.350		
				ND: _____	_____	_____	_____	_____	_____		
				Final: 14.300	14.100	12.500	13.650	13.750	12.650	80.950	
				Place: 7T	6	13T	21	8	12T		8
9	81	Hunter Justus	Cypress Academy	Diff: 6.200	5.500	5.100	5.600	5.000	5.300		
				Exec: 7.100	8.000	8.200	8.950	8.650	7.600		
				ND: -0.300	_____	_____	_____	_____	_____		
				Final: 13.000	13.500	13.300	14.550	13.650	12.900	80.900	
				Place: 20	12	8	8	10T	9T		9
10	12	Masayoshi Mori	Illinois	Diff: 5.900	5.700	4.900	5.600	5.700	5.300		
				Exec: 5.900	7.350	8.100	9.100	7.850	7.750		
				ND: -0.700	_____	_____	_____	_____	_____		
				Final: 11.100	13.050	13.000	14.700	13.550	13.050	78.450	
				Place: 26	15T	10	5	12	7		10

2013 Winter Cup Prelims

Meet Results







Feb 7, 2013

Rank	Num	Name	Gym							AA
11	27	Kristofer Done	Ohio State	Diff: 5.500	5.400	5.100	5.200	5.600	6.400	
				Exec: 8.500	7.550	4.550	7.850	8.750	7.900	
				ND: .	.	.	-0.300	.	.	
				Final: 14.000	12.950	9.650	12.750	14.350	14.300	78.000
				Place: 10	18	25	26T	3	2	11
12	39	Kiwan Watts	River City	Diff: 5.000	4.600	4.900	5.200	5.000	4.600	
				Exec: 8.800	7.850	7.600	9.450	7.600	7.250	
				ND:	
				Final: 13.800	12.450	12.500	14.650	12.600	11.850	77.850
				Place: 11	21	13T	6T	20T	20T	12
13	38	Chandler Eggleston	High Point	Diff: 5.900	4.000	4.400	5.600	5.200	4.900	
				Exec: 8.950	8.400	7.050	9.400	6.750	6.900	
				ND:	
				Final: 14.850	12.400	11.450	15.000	11.950	11.800	77.450
				Place: 5	22	21	1	24	22	13
14	54	Bobby Baker	Aerial	Diff: 5.600	5.400	5.300	3.600	4.600	4.700	
				Exec: 6.450	8.350	8.200	9.150	7.200	8.650	
				ND:	
				Final: 12.050	13.750	13.500	12.750	11.800	13.350	77.200
				Place: 24T	10	7	26T	25	5	14
15T	83	Colin VanWicklen	Cypress Academy	Diff: 6.100	4.800	4.800	5.200	5.100	4.800	
				Exec: 7.550	7.300	7.850	8.950	7.800	6.650	
				ND:	
				Final: 13.650	12.100	12.650	14.150	12.900	11.450	76.900
				Place: 13T	23	11T	14	15	23	15T
15T	63	David Jessen	Rhode Island	Diff: 5.000	5.200	4.500	4.800	5.600	5.300	
				Exec: 7.050	8.200	7.900	9.200	6.900	7.250	
				ND:	
				Final: 12.050	13.400	12.400	14.000	12.500	12.550	76.900
				Place: 24T	13	16T	15T	22	15	15T
17	36	Sean Johnston	St. Charles	Diff: 5.700	4.600	4.700	5.600	4.900	3.900	
				Exec: 6.950	7.400	8.350	8.850	7.950	7.500	
				ND:	
				Final: 12.650	12.000	13.050	14.450	12.850	11.400	76.400
				Place: 21	26	9	9*	16T	24	17
18	45	Jesse Glenn	West Point	Diff: 5.800	4.900	4.900	5.200	5.000	5.200	
				Exec: 7.800	7.150	7.500	9.050	7.000	6.650	
				ND:	
				Final: 13.600	12.050	12.400	14.250	12.000	11.850	76.150
				Place: 15	24T	16T	12*	23	20T	18
19	53	Alex Diab	Premier Gym	Diff: 5.700	4.000	5.000	5.200	4.600	4.300	
				Exec: 8.050	8.050	6.200	8.550	8.250	8.000	
				ND:	
				Final: 13.750	12.050	11.200	13.750	12.850	12.300	75.900
				Place: 12	24T	22	20	16T	16T	19
20	13	Marty Strech	Azarian	Diff: 5.500	5.200	4.800	5.200	5.000	4.900	
				Exec: 7.800	7.800	7.550	8.300	5.700	7.400	
				ND: -0.100	.	.	-0.100	.	.	
				Final: 13.200	13.000	12.350	13.400	10.700	12.300	74.950
				Place: 19	17	18	24	26	16T	20

2013 Winter Cup Prelims

Meet Results







Feb 7, 2013

Rank	Num	Name	Gym							AA
21	46	Alexander Magsam	North Valley	Diff: 4.700	3.700	3.900	5.200	4.100	4.200	
				Exec: 7.650	7.200	6.600	8.800	8.500	8.050	
				ND:						
				Final: 12.350	10.900	10.500	14.000	12.600	12.250	72.600
				Place: 22	29	23	15T	20T	18	21
22	85	Tanner West	Cypress Academy	Diff: 4.800	4.000	4.600	4.400	4.600	2.600	
				Exec: 8.600	5.450	7.350	9.200	8.100	8.650	
				ND:			-0.300			
				Final: 13.400	9.450	11.950	13.300	12.700	11.250	72.050
				Place: 18	30	20	25	18	25	22
23	1	Jacob Barrus	Ridgewood	Diff: 5.800	3.600	4.400	4.800	5.000	3.800	
				Exec: 6.450	8.000	6.000	8.750	7.650	7.400	
				ND:						
				Final: 12.250	11.600	10.400	13.550	12.650	11.200	71.650
				Place: 23	27	24	23	19	26	23
24	6	Stacey Ervin	Michigan	Diff: 6.500	5.500	0.000	5.600	5.500	0.000	
				Exec: 8.950	7.550	0.000	9.300	8.700	0.000	
				ND:						
				Final: 15.450	13.050	0.000	14.900	14.200	0.000	57.600
				Place: 2T	15T	26*	3T	4T	27*	24
25	30	Jake Martin	Ohio State	Diff: 0.000	0.000	0.000	5.200	5.600	5.500	
				Exec: 0.000	0.000	0.000	8.400	8.350	7.150	
				ND:						
				Final: 0.000	0.000	0.000	13.600	13.950	12.650	40.200
				Place: 27*	31*	26*	22	6	12T	25
26	42	Ian Makowske	Team Mikey's Way	Diff: 5.600	5.500	0.000	0.000	0.000	6.100	
				Exec: 8.700	6.050	0.000	0.000	0.000	6.850	
				ND:						
				Final: 14.300	11.550	0.000	0.000	0.000	12.950	38.800
				Place: 7T	28	26*	28*	27*	8	26
27	57	Grant Perdue	Nebraska	Diff: 6.300	0.000	0.000	5.600	0.000	0.000	
				Exec: 8.800	0.000	0.000	9.350	0.000	0.000	
				ND:						
				Final: 15.100	0.000	0.000	14.950	0.000	0.000	30.050
				Place: 4	31*	26*	2	27*	27*	27
28	56	Alexander Naddour	USA Youth	Diff: 0.000	6.400	6.200	0.000	0.000	0.000	
				Exec: 0.000	7.500	8.300	0.000	0.000	0.000	
				ND:						
				Final: 0.000	13.900	14.500	0.000	0.000	0.000	28.400
				Place: 27*	9	2	28*	27*	27*	28
29	69	Jordan Valdez	Illinois	Diff: 0.000	0.000	0.000	0.000	5.800	5.700	
				Exec: 0.000	0.000	0.000	0.000	7.900	8.100	
				ND:						
				Final: 0.000	0.000	0.000	0.000	13.700	13.800	27.500
				Place: 27*	31*	26*	28*	9	4	29
30	91	Allan Bower	Xtreme	Diff: 0.000	0.000	4.500	5.200	0.000	0.000	
				Exec: 0.000	0.000	8.000	8.800	0.000	0.000	
				ND:			-0.100			
				Final: 0.000	0.000	12.500	13.900	0.000	0.000	26.400
				Place: 27*	31*	13T	18T	27*	27*	30

2013 Winter Cup Prelims

Meet Results

Feb 7, 2013

Rank	Num	Name	Gym								AA
31	48	Michael Newburger	Ohio State	Diff:	0.000	6.400	0.000	0.000	0.000	0.000	
				Exec:	0.000	8.400	0.000	0.000	0.000	0.000	
				ND:							
				Final:	0.000	14.800	0.000	0.000	0.000	0.000	14.800
				Place:	27*	1	26*	28*	27*	27*	31
32	80	Ty Echard	Ohio State	Diff:	0.000	6.400	0.000	0.000	0.000	0.000	
				Exec:	0.000	8.000	0.000	0.000	0.000	0.000	
				ND:							
				Final:	0.000	14.400	0.000	0.000	0.000	0.000	14.400
				Place:	27*	3	26*	28*	27*	27*	32
33	74	Eric Schryver	Nebraska	Diff:	0.000	5.900	0.000	0.000	0.000	0.000	
				Exec:	0.000	8.100	0.000	0.000	0.000	0.000	
				ND:							
				Final:	0.000	14.000	0.000	0.000	0.000	0.000	14.000
				Place:	27*	8	26*	28*	27*	27*	33
34	44	Chad Mason	Illinois	Diff:	0.000	5.900	0.000	0.000	0.000	0.000	
				Exec:	0.000	7.750	0.000	0.000	0.000	0.000	
				ND:							
				Final:	0.000	13.650	0.000	0.000	0.000	0.000	13.650
				Place:	27*	11	26*	28*	27*	27*	34