

2013 Winter Cup Prelims







Meet Results

Men / SR

Feb 7, 2013

Session: 1







Judge's Signatures

Rank	Num	Name	Gym							AA
1	78	Eddie Penev	Stanford	Diff: 6.500 Exec: 8.100 ND: -0.100 Final: 14.500 Place: 6	5.600 7.600 10T	5.200 8.450 3T	5.800 9.450 1	5.700 8.200 8	5.600 7.800 16T	83.800 1
2	75	Akash Modi	Monmouth	Diff: 6.200 Exec: 8.350 ND: -0.100 Final: 14.550 Place: 5	5.600 7.700 8	5.800 7.700 6	5.200 9.000 17T	5.900 8.850 1	5.000 8.550 13	83.750 2
3	40	Sean Senters	Stanford	Diff: 5.600 Exec: 8.850 ND: -0.100 Final: 14.350 Place: 10	5.700 7.300 13	4.700 8.150 12T	5.600 9.500 2	4.900 8.800 9T	5.400 8.650 4T	83.050 3
4	34	Glen Ishino	Berkeley	Diff: 5.600 Exec: 8.850 ND: -0.100 Final: 14.450 Place: 7	6.300 7.250 7	5.300 7.700 10	5.200 8.300 25T	5.600 8.800 3T	5.900 8.150 4T	82.950 4
5	26	Matthew Felleman	Penn State	Diff: 6.000 Exec: 6.900 ND: -0.100 Final: 12.900 Place: 23	5.200 8.050 9	5.500 7.350 12T	5.600 9.400 4	5.700 8.300 7	5.900 8.150 4T	82.050 5
6	28	Kevin Wolting	Berkeley	Diff: 5.900 Exec: 8.850 ND: -0.100 Final: 14.750 Place: 1T	5.000 8.200 10T	5.100 7.650 15	5.200 9.250 12T	4.900 7.900 20	5.300 8.400 11	81.650 6
7	73	Paul Ruggeri	US Gym Dev Ctr II	Diff: 6.600 Exec: 7.900 ND: -0.100 Final: 14.400 Place: 8T	5.500 4.400 32	5.700 7.350 8T	5.800 9.250 3	6.300 8.300 2	6.700 7.900 1	81.600 7
8	84	Marvin Kimble	Swiss Turners	Diff: 5.600 Exec: 8.100 ND: -0.100 Final: 13.700 Place: 18	5.800 7.300 12	5.500 8.250 2	5.600 8.150 24	5.200 7.650 19	6.100 7.900 7	81.050 8
9	7	Fabian DeLuna	WOGA	Diff: 5.500 Exec: 8.500 ND: -0.100 Final: 14.000 Place: 13T	4.700 7.150 21T	5.400 7.650 8T	5.600 9.200 8T	5.800 8.450 5	5.100 7.950 20T	80.900 9
10	61	Parker Raque	Penn State	Diff: 6.200 Exec: 8.500 ND: -0.100 Final: 14.700 Place: 4	5.200 6.300 25T	6.300 7.700 1	5.600 9.050 10	5.100 7.250 24T	5.600 8.050 12	80.850 10

2013 Winter Cup Prelims

Meet Results







Feb 7, 2013

Rank	Num	Name	Gym							AA
11	14	Trevor Howard	Penn State	Diff: 6.500	4.700	5.700	5.600	5.800	4.800	
				Exec: 8.250	6.950	7.200	9.150	8.600	6.600	
				ND:						
				Final: 14.750	11.650	12.900	14.750	14.400	11.400	79.850
				Place: 1T	23	11	7	3T	32	11
12	4	Yul Moldauer	5280 Gym	Diff: 5.600	4.700	4.900	5.200	5.400	5.500	
				Exec: 8.400	7.200	7.100	9.500	7.650	7.150	
				ND:						
				Final: 14.000	11.900	12.000	14.700	13.050	12.650	78.300
				Place: 13T	19T	25T	8T	16T	26	12
13	3	Jack Boyle	Iowa	Diff: 5.100	5.200	5.700	4.800	5.600	5.400	
				Exec: 9.000	6.900	5.900	8.400	8.100	8.050	
				ND: -0.100			-0.100			
				Final: 14.000	12.100	11.600	13.100	13.700	13.450	77.950
				Place: 13T	17	29	30	9T	15	13
14	22	Kyle Zemeir	Berkeley	Diff: 5.700	4.800	4.700	5.200	4.800	5.200	
				Exec: 8.150	7.500	7.100	8.900	7.400	8.200	
				ND:						
				Final: 13.850	12.300	11.800	14.100	12.200	13.400	77.650
				Place: 16T	15	27	17T	27	16T	14
15	62	Austin Hodges	Buffalo Grove	Diff: 4.400	5.400	4.900	3.600	4.900	4.500	
				Exec: 7.950	8.650	7.400	9.300	7.450	8.200	
				ND:						
				Final: 12.350	14.050	12.300	12.900	12.350	12.700	76.650
				Place: 29	2	19T	31	24T	24T	15
16	37	Matthew Loochtan	Iowa	Diff: 5.700	4.500	5.400	5.200	5.000	4.600	
				Exec: 7.000	7.400	6.000	9.250	7.900	8.150	
				ND:						
				Final: 12.700	11.900	11.400	14.450	12.900	12.750	76.100
				Place: 25	19T	30	12*	18	23	16
17	52	Alex Powarzynski	SCATS	Diff: 5.200	4.800	5.100	5.200	5.200	4.800	
				Exec: 7.250	6.700	7.350	9.250	7.900	7.300	
				ND:						
				Final: 12.450	11.500	12.450	14.450	13.100	12.100	76.050
				Place: 26T	25T	16	12*	15	30	17
18	35	Christopher Stephenson	DeVeau's	Diff: 4.700	4.500	4.500	3.800	4.700	4.600	
				Exec: 8.100	7.450	8.300	9.400	7.400	8.450	
				ND:						
				Final: 12.800	11.950	12.800	13.200	12.100	13.050	75.900
				Place: 24	18	14	28	28	20T	18
19	21	Andrew Rickly	Hocking Valley	Diff: 6.200	5.000	4.900	3.800	5.200	5.500	
				Exec: 7.050	6.150	7.400	8.850	7.850	7.900	
				ND: -0.300						
				Final: 12.950	11.150	12.300	12.650	13.050	13.400	75.500
				Place: 21T	27T	19T	32	16T	16T	19
20	18	Robert Neff	Swiss Turners	Diff: 5.800	5.500	5.100	5.200	4.800	5.500	
				Exec: 8.050	5.650	7.000	8.200	6.000	8.300	
				ND:						
				Final: 13.850	11.150	12.100	13.400	10.800	13.800	75.100
				Place: 16T	27T	21T	27	34T	10	20

2013 Winter Cup Prelims

Meet Results







Feb 7, 2013

Rank	Num	Name	Gym							AA
21	90	Kevin Baker	Stanford	Diff: 5.500	3.900	5.600	5.200	5.400	4.600	
				Exec: 8.600	5.700	7.850	9.100	7.200	6.300	
				ND:						
				Final: 14.100	9.600	13.450	14.300	12.600	10.900	74.950
				Place: 12	33	7	15	22T	33	21
22	76	Tristan Burke	WOGA	Diff: 5.600	4.900	4.200	5.200	5.200	3.700	
				Exec: 6.900	7.550	7.550	9.050	7.950	5.400	
				ND: -0.100						
				Final: 12.400	12.450	11.750	14.250	13.150	9.100	73.100
				Place: 28	14	28	16	14	34	22
23	55	Dylan Ellsworth	USA Gym World	Diff: 5.500	5.000	4.800	5.600	3.900	4.800	
				Exec: 6.600	5.900	7.250	8.100	7.150	7.900	
				ND: -0.400						
				Final: 11.700	10.900	12.050	13.700	11.050	12.700	72.100
				Place: 31	29	23T	23	32	24T	23
24	70	Michael Burns	Hocking Valley	Diff: 4.600	4.200	4.800	4.400	4.200	4.700	
				Exec: 6.650	5.750	7.200	8.750	7.200	8.300	
				ND:						
				Final: 11.250	9.950	12.000	13.150	11.400	13.000	70.750
				Place: 32	31	25T	29	31	22	24
25	5	Jonathan Deaton	Stanford	Diff: 5.700	4.300	0.000	5.200	5.200	5.100	
				Exec: 8.700	7.550	0.000	9.600	8.100	7.150	
				ND:						
				Final: 14.400	11.850	0.000	14.800	13.300	12.250	66.600
				Place: 8T	21T	31*	6	13	29	25
26	9	Grant Breckenridge	Buffalo Grove	Diff: 4.800	3.800	0.000	4.800	5.100	4.500	
				Exec: 8.650	6.550	0.000	9.400	8.600	8.700	
				ND:			-0.100			
				Final: 13.450	10.350	0.000	14.100	13.700	13.200	64.800
				Place: 19	30	31*	17T	9T	19	26
27	33	Paul Hichwa	Stanford	Diff: 6.000	0.000	0.000	5.200	5.500	5.900	
				Exec: 8.850	0.000	0.000	9.300	7.150	8.050	
				ND: -0.100						
				Final: 14.750	0.000	0.000	14.500	12.650	13.950	55.850
				Place: 1T	34*	31*	11	21	8	27
28	10	Cameron Foreman	Stanford	Diff: 5.400	0.000	0.000	4.800	5.600	5.900	
				Exec: 7.000	0.000	0.000	9.150	8.550	8.200	
				ND: -0.100			-0.100			
				Final: 12.300	0.000	0.000	13.850	14.150	14.100	54.400
				Place: 30	34*	31*	21	6	3	28
29	19	Mackenzie Dow	Penn State	Diff: 5.700	5.800	0.000	0.000	5.700	5.800	
				Exec: 8.600	7.900	0.000	0.000	8.000	6.750	
				ND:						
				Final: 14.300	13.700	0.000	0.000	13.700	12.550	54.250
				Place: 11	4T	31*	34*	9T	28	29
30	79	Jesse Silverstein	US Gym Dev Ctr II	Diff: 0.000	5.300	5.900	5.600	5.300	0.000	
				Exec: 0.000	8.500	7.750	8.200	7.300	0.000	
				ND:			-0.300			
				Final: 0.000	13.800	13.650	13.500	12.600	0.000	53.550
				Place: 33*	3	3T	25T	22T	35*	30

2013 Winter Cup Prelims

Meet Results

Feb 7, 2013

Rank	Num	Name	Gym							AA
31	67	Daniel Zerbel	UIC	Diff: 5.400	0.000	0.000	4.400	5.700	5.700	
				Exec: 7.550	0.000	0.000	7.950	6.250	7.800	
				ND:						
				Final: 12.950	0.000	0.000	12.350	11.950	13.500	50.750
				Place: 21T	34*	31*	33	29	14	31
32	82	Steven Lacombe	Berkeley	Diff: 6.100	0.000	6.400	5.600	0.000	0.000	
				Exec: 6.450	0.000	7.150	9.450	0.000	0.000	
				ND: -0.100			-0.100			
				Final: 12.450	0.000	13.550	14.950	0.000	0.000	40.950
				Place: 26T	34*	5	5	36*	35*	32
33	66	Alexander Tighe	Temple	Diff: 0.000	5.200	0.000	0.000	6.100	5.100	
				Exec: 0.000	8.400	0.000	0.000	5.750	8.750	
				ND:						
				Final: 0.000	13.600	0.000	0.000	11.850	13.850	39.300
				Place: 33*	6	31*	34*	30	9	33
34	31	Daniel DiBenedetto	Minnesota	Diff: 0.000	4.300	0.000	0.000	5.200	5.400	
				Exec: 0.000	7.250	0.000	0.000	7.050	8.800	
				ND:						
				Final: 0.000	11.550	0.000	0.000	12.250	14.200	38.000
				Place: 33*	24	31*	34*	26	2	34
35	23	Adrian Evans	Penn State	Diff: 0.000	6.000	4.200	0.000	0.000	5.100	
				Exec: 0.000	7.700	8.200	0.000	0.000	6.700	
				ND:						
				Final: 0.000	13.700	12.400	0.000	0.000	11.800	37.900
				Place: 33*	4T	17	34*	36*	31	35
36	25	Alex Gaudaur	Arizona State	Diff: 0.000	0.000	6.100	0.000	5.100	4.600	
				Exec: 0.000	0.000	5.950	0.000	5.750	8.000	
				ND:						
				Final: 0.000	0.000	12.050	0.000	10.850	12.600	35.500
				Place: 33*	34*	23T	34*	33	27	36
37	32	Craig Hernandez	Penn State	Diff: 5.900	6.300	0.000	0.000	0.000	0.000	
				Exec: 7.250	8.150	0.000	0.000	0.000	0.000	
				ND:						
				Final: 13.150	14.450	0.000	0.000	0.000	0.000	27.600
				Place: 20	1	31*	34*	36*	35*	37
38	20	Zachary Chase	Minnesota	Diff: 0.000	0.000	5.800	5.600	0.000	0.000	
				Exec: 0.000	0.000	6.550	8.150	0.000	0.000	
				ND:						
				Final: 0.000	0.000	12.350	13.750	0.000	0.000	26.100
				Place: 33*	34*	18	22	36*	35*	38
39	15	Gared Chapman	Air Force	Diff: 0.000	0.000	5.500	5.600	0.000	0.000	
				Exec: 0.000	0.000	6.600	8.400	0.000	0.000	
				ND:			-0.100			
				Final: 0.000	0.000	12.100	13.900	0.000	0.000	26.000
				Place: 33*	34*	21T	20	36*	35*	39
40	47	Elis Mannon	Minnesota	Diff: 0.000	6.000	0.000	0.000	4.500	0.000	
				Exec: 0.000	6.200	0.000	0.000	6.300	0.000	
				ND:						
				Final: 0.000	12.200	0.000	0.000	10.800	0.000	23.000
				Place: 33*	16	31*	34*	34T	35*	40