

2013 P&G Championships - Men Day 1

Meet Results







Aug 16, 2013

Page: 1
Printed: 8/16/2013 10:06 PM

Men / SR

Session: 2M







Judge's Signatures

Rank	Num	Name	Gym	Diff							AA
1	59	Sam Mikulak	Univ of Michigan	Diff: 6.300	6.100	6.000	5.700	6.300	6.900		
				Exec: 9.150	9.100	8.950	9.500	9.050	8.700		
				ND: -0.100							
				Final: 15.350	15.200	14.950	15.200	15.350	15.600	91.650	
				Place: 5	2	7	5	2	1T	1	
2	24	Jake Dalton	Team Hilton HHonors	Diff: 6.700	5.000	6.300	6.000	6.600	6.400		
				Exec: 8.700	7.450	8.850	9.250	8.850	8.700		
				ND: -0.100							
				Final: 15.300	12.450	15.150	15.250	15.450	15.100	88.700	
				Place: 6	23	5	4	1	5	2	
3	56	Alexander Naddour	Team Hilton HHonors	Diff: 6.100	6.700	6.400	5.600	6.200	5.800		
				Exec: 8.700	8.750	8.800	9.150	8.100	7.700		
				ND: -0.100			-0.100				
				Final: 14.800	15.450	15.200	14.650	14.300	13.500	87.900	
				Place: 12	1	3T	17	13	20T	3	
4	2	Joshua Dixon	U.S.O.T.C.	Diff: 6.400	5.500	5.600	5.600	6.200	6.700		
				Exec: 8.850	7.600	9.100	9.250	8.200	8.450		
				ND: -0.100							
				Final: 15.250	13.100	14.700	14.850	14.400	15.150	87.450	
				Place: 7T	16T	10T	9*	11T	4	4	
5	50	Steven Legendre	Team Hilton HHonors	Diff: 6.900	5.600	6.200	6.000	6.100	5.800		
				Exec: 9.000	7.400	8.850	8.250	8.100	8.900		
				ND: -0.100							
				Final: 15.900	13.000	15.050	14.250	14.200	14.700	87.100	
				Place: 1	19	6	22	14T	7	5	
6	41	Danell Leyva	Team Hilton HHonors	Diff: 6.400	6.100	5.700	5.600	6.700	7.000		
				Exec: 8.700	7.250	9.000	9.100	7.050	8.300		
				ND: -0.100							
				Final: 15.100	13.350	14.700	14.700	13.750	15.300	86.900	
				Place: 9	14	10T	14T	22	3	6	
7	86	Brandon Wynn	Team Hilton HHonors	Diff: 6.100	5.200	6.900	5.600	6.600	6.100		
				Exec: 7.500	7.700	8.850	9.100	8.100	8.950		
				ND: -0.100							
				Final: 13.600	12.900	15.750	14.700	14.700	15.050	86.700	
				Place: 24	20T	1	14T	8T	6	7	
8T	60	John Orozco	Team Hilton HHonors	Diff: 6.000	6.200	6.400	4.800	6.800	6.600		
				Exec: 8.400	6.850	8.250	9.400	7.950	9.000		
				ND: -0.100							
				Final: 14.400	13.050	14.650	14.200	14.750	15.600	86.650	
				Place: 17	18	13	23T	7	1T	8T	
8T	75	Akash Modi	Monmouth	Diff: 6.200	5.400	5.800	5.600	6.000	5.200		
				Exec: 8.500	8.550	8.600	9.150	8.800	8.850		
				ND: -0.100							
				Final: 14.700	13.950	14.400	14.750	14.800	14.050	86.650	
				Place: 13T	10	16	11T	6	14T	8T	
10	29	Donnell Whittenburg	U.S.O.T.C.	Diff: 6.400	5.900	6.500	5.700	6.500	5.800		
				Exec: 8.450	7.950	8.350	9.400	8.200	7.400		
				ND: -0.100							
				Final: 14.850	13.850	14.850	15.100	14.700	13.200	86.550	
				Place: 10T	11T	8T	7	8T	25T	10	

2013 P&G Championships - Men Day 1

Meet Results







Aug 16, 2013

Rank	Num	Name	Gym	Diff:							AA
11	6	Stacey Ervin	Univ of Michigan	6.700	5.300	5.600	5.700	5.500	5.000		
				Exec: 9.050	7.600	8.550	9.450	9.150	8.850		
				ND:							
				Final: 15.750	12.900	14.150	15.150	14.650	13.850	86.450	
				Place: 3	20T	18T	6	10	17	11	
12	78	Eddie Penev	Team Hilton HHonors	6.800	5.600	5.300	5.900	5.700	5.700		
				Exec: 9.000	7.200	8.800	9.450	8.150	8.550		
				ND:							
				Final: 15.800	12.800	14.100	15.350	13.850	14.250	86.150	
				Place: 2	22	20T	1T	20T	11T	12	
13	43	Adrian de los Angeles	Univ of Michigan	6.100	5.600	5.900	5.600	6.100	5.700		
				Exec: 7.450	7.500	8.700	9.250	8.750	8.900		
				ND: -0.100							
				Final: 13.450	13.100	14.600	14.850	14.850	14.600	85.450	
				Place: 26	16T	14	9*	5	9	13	
14	25	Brian Knott	Stanford	5.500	5.300	5.300	5.200	6.100	5.300		
				Exec: 8.600	8.350	8.550	9.400	8.900	8.950		
				ND: -0.100							
				Final: 14.000	13.650	13.850	14.600	15.000	14.250	85.350	
				Place: 19T	13	24	18	4	11T	14	
15	73	Paul Ruggeri III	Team Hilton HHonors	6.700	5.600	5.700	5.800	6.300	6.800		
				Exec: 8.950	6.650	8.400	9.350	8.100	7.000		
				ND:			-0.100				
				Final: 15.650	12.250	14.100	15.050	14.400	13.800	85.250	
				Place: 4	24	20T	8	11T	18	15	
16	49	Sean Melton	U.S.O.T.C.	5.900	6.100	5.900	5.600	6.400	6.000		
				Exec: 7.650	7.900	8.050	8.200	8.650	8.650		
				ND:							
				Final: 13.550	14.000	13.950	13.800	15.050	14.650	85.000	
				Place: 25	9	23	28	3	8	16	
17	40	Sean Senters	Stanford	6.000	5.700	4.700	5.700	4.900	5.600		
				Exec: 8.700	8.400	8.650	9.650	8.750	7.900		
				ND:							
				Final: 14.700	14.100	13.350	15.350	13.650	13.500	84.650	
				Place: 13T	8	26	1T	25	20T	17	
18	68	Kanji Oyama	Univ of Oklahoma	6.200	5.500	5.400	5.200	5.500	4.900		
				Exec: 9.050	7.750	8.800	9.100	8.100	8.550		
				ND:			-0.100				
				Final: 15.250	13.250	14.200	14.200	13.600	13.450	83.950	
				Place: 7T	15	17	23T	26	22	18	
19	65	Chris Turner	Stanford	5.300	5.900	5.700	5.200	6.000	5.300		
				Exec: 8.450	8.350	7.450	8.950	8.200	8.750		
				ND:							
				Final: 13.750	14.250	13.150	14.150	14.200	14.050	83.550	
				Place: 22T	6	27	26T	14T	14T	19	
20	14	Trevor Howard	Penn State	6.500	4.700	6.200	5.600	6.000	5.000		
				Exec: 8.200	7.000	8.650	9.150	7.850	8.350		
				ND:							
				Final: 14.700	11.700	14.850	14.750	13.850	13.350	83.200	
				Place: 13T	26	8T	11T	20T	24	20	

2013 P&G Championships - Men Day 1

Meet Results







Aug 16, 2013

Rank	Num	Name	Gym							AA
21	3	Donothan Bailey	Berkeley	Diff: 5.800	6.300	5.600	5.200	6.100	6.000	
				Exec: 7.350	8.000	7.900	8.950	7.350	6.750	
				ND: -0.100						
				Final: 13.050	14.300	13.500	14.150	13.450	12.750	81.200
				Place: 28	5	25	26T	27	27T	21
22	8	Wyatt Aycock	Univ of Nebraska	Diff: 5.300	5.700	5.200	5.200	5.600	4.600	
				Exec: 7.450	8.150	7.450	9.100	7.500	8.600	
				ND:						
				Final: 12.750	13.850	12.650	14.300	13.100	13.200	79.850
				Place: 30	11T	30	21	28T	25T	22
23	47	Ellis Mannon	Univ of Minnesota	Diff: 5.200	6.400	5.000	5.200	5.600	5.100	
				Exec: 7.100	5.700	7.700	9.350	8.300	8.800	
				ND:						
				Final: 12.300	12.100	12.700	14.550	13.900	13.900	79.450
				Place: 31	25	29	19	19	16	23
24	20	Daniel Steiner	Ohio State	Diff: 5.800	5.100	5.300	5.200	5.300	4.800	
				Exec: 7.950	6.400	7.550	9.300	8.400	7.950	
				ND:						
				Final: 13.750	11.500	12.850	14.500	13.700	12.750	79.050
				Place: 22T	27	28	20	23T	27T	24
25	12	Matthew McGrath	Univ of Iowa	Diff: 6.100	..	5.900	5.600	5.700	..	
				Exec: 7.900	..	8.250	9.150	7.400	..	
				ND:						
				Final: 14.000	..	14.150	14.750	13.100	..	56.000
				Place: 19T	28*	18T	11T	28T	29*	25
26	37	Matthew Loochtan	Univ of Iowa	Diff: 6.000	..	5.600	5.200	4.900	..	
				Exec: 6.800	..	8.500	9.000	7.650	..	
				ND:						
				Final: 12.800	..	14.100	14.200	12.550	..	53.650
				Place: 29	28*	20T	23T	31	29*	26
27	82	Steven Lacombe	Berkeley	Diff: 6.000	..	6.700	5.600	
				Exec: 7.800	..	8.500	9.100	
				ND:						
				Final: 13.800	..	15.200	14.700	43.700
				Place: 21	28*	3T	14T	32*	29*	27
28	5	Neal Courter	William and Mary	Diff: 5.900	5.700	..	4.900	
				Exec: 8.950	9.600	..	8.500	
				ND:						
				Final: 14.850	15.300	..	13.400	43.550
				Place: 10T	28*	31*	3	32*	23	28
29	19	Mark Ringle	Univ of Nebraska	Diff: 5.500	0.000	5.400	5.600	
				Exec: 8.800	0.000	8.800	8.600	
				ND:						
				Final: 14.300	0.000	14.200	14.200	42.700
				Place: 18	28*	31*	30*	14T	13	29
30	28	Landon Funicello	William and Mary	Diff:	6.300	5.600	5.400	..	
				Exec:	8.400	8.050	8.300	..	
				ND:			-0.100	
				Final:	14.700	13.550	13.700	..	41.950
				Place: 32*	28*	10T	29	23T	29*	30

2013 P&G Championships - Men Day 1

Meet Results

Aug 16, 2013

Rank	Num	Name	Gym							AA	
31	74	Eric Schryver	Univ of Nebraska	Diff:	5.700	5.400	5.200		
				Exec:	8.500	8.550	8.500		
				ND:				
				Final:	14.200	13.950	13.700	41.850	
				Place:	32*	7	31*	30*	18	19	31
32	26	Steven Jaciuk	Univ of Minnesota	Diff:	5.600	5.600	5.700		
				Exec:	8.900	7.000	8.850		
				ND:		
				Final:	14.500	12.600	14.550	41.650	
				Place:	32*	28*	15	30*	30	10	32
33	64	Luke Stannard	Univ of Illinois	Diff: 6.000	6.500		
				Exec: 8.450	8.100		
				ND:		
				Final: 14.450	14.600	29.050	
				Place:	16	4	31*	30*	32*	29*	33
34	17	Sam Chamberlain	Univ of Nebraska	Diff: 5.500	5.200		
				Exec: 7.950	8.800		
				ND: -0.200		
				Final: 13.250	14.000	27.250	
				Place:	27	28*	31*	30*	17	29*	34
35	51	Michael Squires	Univ of Oklahoma	Diff:	6.600		
				Exec:	8.800		
				ND:		
				Final:	15.400	15.400	
				Place:	32*	28*	2	30*	32*	29*	35
36	48	Michael Newburger	Ohio State	Diff:	6.200		
				Exec:	8.700		
				ND:		
				Final:	14.900	14.900	
				Place:	32*	3	31*	30*	32*	29*	36