





2013 Women's Jerrell Steele

Team Results

Jan 11-13, 2013

Page: 1
 Printed: 1/15/2013 7:51:38 AM
 Women / 5 / All Ages
 Session: 7,8





Rank	Gym	Team	Score				
1	Olympaid-All	A	111.775	27.475 2	27.575 3	28.875 1	27.850 2
	705	Piper Dowler		9.200	9.150		9.350
	701	Preston Harper		9.175	9.150		
	649	Lariise Perkins		9.100			9.450
	660	Samantha Romano			9.275		
	650	Catherine Garrison				9.675	
	699	Jada Moore				9.650	9.050
	695	Camila Ossa				9.550	
2	Novaks	A	111.500	27.675 1	27.825 2	28.100 4	27.900 1
	685	Sophia Sterling		9.300	9.150	9.700	9.325
	687	Indigo Greeson		9.225	9.425		
	686	Gracie Wilkerson		9.150	9.250		
	682	Kaitlyn Scott				9.200	9.350
	681	Sasha Ellis				9.200	9.225
3	Classics Center	A	109.650	26.250 4T	28.025 1	28.325 3	27.050 3
	623	Lauren Mercer		8.800		9.100	
	622	Addison Hall		8.750	9.350		8.775
	620	Blair Stilley		8.700	9.625	9.600	9.025
	621	Ceci Smith			9.050	9.625	9.250
4	Dulles Academy	A	108.450	27.400 3	26.800 4	28.375 2	25.875 4
	624	Sage Dougher		9.200	8.850		
	630	Kallie Starr		9.150	8.950		8.675
	629	Kaitlin Starr		9.050			8.550
	626	Sophia Ingle			9.000	9.425	8.650
	627	Kimberly Bennett				9.600	
	625	Brooke Bennett				9.350	
5	Loudoun	A	104.650	26.100 6	26.325 6	26.575 8	25.650 6T
	671	Gina Gabrielli		8.850			
	674	Jasmin Palmer		8.650	8.950	8.800	8.500
	673	Megan Shamp		8.600		8.925	
	670	Anna Stout			8.900		
	668	Carson Pettit			8.475	8.850	8.550
	667	Marisa Cisneros					8.600

2013 Women's Jerrell Steele

Team Results

Jan 11-13, 2013





Page: 2
 Printed: 1/15/2013 7:51:38 AM
 Women / 5 / All Ages
 Session: 7,8

Rank	Gym	Team	Score				
6	Hurricane	A	104.375	26.050 7	26.400 5	26.425 9	25.500 8
	655	Georgia Everidge		8.800	7.850	8.550	
	656	Kiley Felmey		8.650	9.550		8.650
	654	Brylea Keesler		8.600		9.275	8.550
	653	Alli Pruitt			9.000	8.600	8.300
7	Gym Quest	A	103.250	25.900 8	24.300 9	27.400 5T	25.650 7T
	645	Nora Little		8.800	8.200	9.525	9.000
	648	Alyona Marks		8.600	7.500		
	647	Sasha Maksiaeva		8.500	8.600	9.325	8.150
	646	Lilli Exterovich				8.550	8.500
8	Excellence Gym Sport	A	102.675	26.250 5T	24.750 8	25.875 11	25.800 5
	735	Jessica Chappell		8.850	7.250	8.700	8.250
	632	Julia Heckler		8.700	9.200	9.175	8.900
	631	Ashley Chappell		8.700	8.300	8.000	8.650
9	Flipateers	A	99.900	25.325 9	22.450 10	27.100 7	25.025 9T
	639	Dylan Crawford		8.600		8.700	
	642	Jalyn Gaines		8.425	7.500		8.300
	640	Kynedi Crawford		8.300	7.450	9.350	8.450
	641	Katelyn Kenney			7.500	9.050	8.275
10	WMBG	A	99.250	24.200 12	25.400 7	25.800 12	23.850 12
	718	Molly Hinkle Glock		8.150	8.250	8.450	8.100
	714	Casey Callinan		8.050	8.250		
	715	Sydney Lord		8.000			7.800
	716	Brittney Hardee			8.900	8.625	7.950
	713	Kayleigh Conway				8.725	
11	YMCA Angel	A	98.450	24.850 10	21.400 12	27.400 6T	24.800 11
	608	Teresa Rizzo		8.400	7.550	9.150	8.450
	606	Olivia Lockland		8.250	6.800	9.050	8.150
	607	Nicole Owens		8.200		9.200	
	720	Hannah Ford			7.050		8.200

2013 Women's Jerrell Steele

Team Results

Jan 11-13, 2013

Rank	Gym	Team	Score				
12	FlipStarz	A	98.325	24.825 11	22.350 11	26.125 10	25.025 10T
634	Kelsie Dangerfield			8.650	7.450	8.850	8.500
635	Chloe Honaker			8.175	7.500	8.600	8.525
637	Kaitlyn Sizemore			8.000			
633	Kindall Hamilton				7.400	8.675	8.000