

# MAG - Nationals, Ottawa 2013







## Meet Results

May 21, 2013

Men / SR

Session: 5







Judge's Signatures

Rank	Num	Name	Gym	Birthdate								AA
1	268	Hugh Smith	Halifax ALTA, NS	N/A	Diff: 5.700	5.300	5.000	5.600	4.400	4.300		
					Exec: 8.350	8.400	9.150	7.750	9.250	8.700		
					ND: _____	_____	_____	-0.300	_____	_____		
					Final: 14.050	13.700	14.150	13.050	13.650	13.000	81.600	
					Place: 2	2	3	19T	5T	11	1	
2	247	Robert Watson	Richmond, BC	N/A	Diff: 5.900	5.100	5.800	4.800	5.800	5.700		
					Exec: 8.100	8.400	6.800	8.950	8.100	8.100		
					ND: -0.100	_____	_____	_____	_____	_____		
					Final: 13.900	13.500	12.600	13.750	13.900	13.800	81.450	
					Place: 3	3	17	6	4	3	2	
3	219	Bobby Kriangkum	Calgary Gym, AB	N/A	Diff: 5.700	5.200	5.400	5.600	5.100	5.100		
					Exec: 8.050	7.500	8.600	8.750	8.300	8.050		
					ND: -0.100	_____	_____	-0.300	_____	_____		
					Final: 13.650	12.700	14.000	14.050	13.400	13.150	80.950	
					Place: 6	6	4	4	7	8	3	
4	357	René Cournoyer	Gymnika, QC	N/A	Diff: 5.300	5.500	5.500	5.600	5.400	4.900		
					Exec: 7.200	7.350	7.800	8.800	7.950	8.600		
					ND: _____	_____	_____	_____	_____	_____		
					Final: 12.500	12.850	13.300	14.400	13.350	13.500	79.900	
					Place: 17T	4T	9	3	8	5T	4	
5	304	Tariq Dowers	Mississauga, ON	N/A	Diff: 5.400	4.900	5.600	5.600	5.000	4.800		
					Exec: 7.700	7.600	8.000	7.850	8.250	7.900		
					ND: _____	_____	_____	_____	_____	_____		
					Final: 13.100	12.500	13.600	13.450	13.250	12.700	78.600	
					Place: 10T	8T	7	9	10	15	5	
6	267	Evan Cruz	Halifax ALTA, NS	N/A	Diff: 5.000	6.200	3.900	4.800	5.100	3.600		
					Exec: 8.100	8.000	8.600	7.650	7.700	9.000		
					ND: _____	_____	_____	_____	_____	_____		
					Final: 13.100	14.200	12.500	12.450	12.800	12.600	77.650	
					Place: 10T	1	18T	25	15	16T	6	
7	249	Kal Nemier	Flicka, BC	N/A	Diff: 5.300	4.000	4.800	4.800	5.000	5.300		
					Exec: 8.200	6.850	8.700	9.050	6.700	8.200		
					ND: -0.100	_____	_____	_____	_____	_____		
					Final: 13.400	10.850	13.500	13.850	11.700	13.500	76.800	
					Place: 8T	18	8	5	20	5T	7	
8	213	Aiden Marsden	Capital City, AB	N/A	Diff: 5.500	4.800	4.300	5.200	5.000	4.700		
					Exec: 7.600	7.700	6.800	8.500	7.850	8.100		
					ND: _____	_____	_____	_____	_____	_____		
					Final: 13.100	12.500	11.100	13.700	12.850	12.800	76.050	
					Place: 10T	8T	24T	7	13T	12	8	
9	305	Taylor Mitchell	TGI, ON	N/A	Diff: 4.200	3.100	4.500	4.400	4.900	4.800		
					Exec: 8.600	7.600	8.250	8.750	7.950	8.300		
					ND: _____	_____	_____	_____	_____	_____		
					Final: 12.800	10.700	12.750	13.150	12.850	13.100	75.350	
					Place: 14T	19	15	15T	13T	9	9	
10	217	Damien Cachia	Calgary Gym, AB	N/A	Diff: 5.900	4.800	5.000	5.600	5.100	3.400		
					Exec: 7.800	7.250	8.050	7.800	8.000	6.850		
					ND: -0.100	_____	_____	-0.300	_____	_____		
					Final: 13.600	12.050	13.050	13.100	13.100	10.250	75.150	
					Place: 7	11T	12T	18	11	26	10	

# MAG - Nationals, Ottawa 2013

## Meet Results







May 21, 2013

Rank	Num	Name	Gym	Birthday							AA
11	301	Jaroslav Hojka	Ottawa Gym, ON	N/A	Diff: 4.900	5.100	4.700	4.800	4.900	4.300	
					Exec: 6.200	7.200	8.550	8.300	8.400	8.300	
					ND: -0.500			-0.100			
					Final: 10.600	12.300	13.250	13.000	13.300	12.600	75.050
					Place: 25	10	10	21T	9	16T	11
12	246	Zachary Clay	Twisters, BC	N/A	Diff: 5.500	5.000	4.900	5.200	5.700	3.700	
					Exec: 6.400	6.300	8.300	8.050	7.050	8.100	
					ND: -0.100						
					Final: 11.800	11.300	13.200	13.250	12.750	11.800	74.100
					Place: 22	15	11	11T	16	20	12
13	252	Devy Dyson	Richmond, BC	N/A	Diff: 4.800	4.100	4.900	3.600	4.400	5.100	
					Exec: 6.950	5.900	8.900	9.050	8.150	7.650	
					ND:						
					Final: 11.750	10.000	13.800	12.650	12.550	12.750	73.500
					Place: 23	20	6	24	17	13T	13
14	218	Kyle Ryley	Calgary Gym, AB	N/A	Diff: 4.500	4.600	3.700	3.600	4.500	5.200	
					Exec: 8.350	6.950	7.400	8.700	6.800	8.200	
					ND: -0.100						
					Final: 12.750	11.550	11.100	12.300	11.300	13.400	72.400
					Place: 16	14	24T	26	22	7	14
15	302	Cory Paterson	Oakville, ON	N/A	Diff: 4.200	4.900	4.800	5.200	5.100	5.300	
					Exec: 9.200	4.350	8.250	8.050	5.550	7.450	
					ND:						
					Final: 13.400	9.250	13.050	13.250	10.650	12.750	72.350
					Place: 8T	22	12T	11T	25	13T	15
16	329	Scott Chandler	Island Gym, PEI	N/A	Diff: 4.400	3.800	4.700	4.400	3.700	3.400	
					Exec: 8.400	7.450	8.150	8.600	7.750	7.000	
					ND:						
					Final: 12.800	11.250	12.850	13.000	11.450	10.400	71.750
					Place: 14T	16	14	21T	21	25	16
17	248	Joshua Stuart	Richmond, BC	N/A	Diff: 5.500	4.700	4.500	4.400	4.600	5.300	
					Exec: 5.500	7.350	7.400	8.800	7.300	6.300	
					ND:						
					Final: 11.000	12.050	11.900	13.200	11.900	11.600	71.650
					Place: 24	11T	22	13T	19	21	17
18	308	Kevin Lytwyn	Oakville, ON	N/A	Diff: 6.100		6.200	5.600	5.800	6.600	
					Exec: 8.850		8.750	7.900	8.150	7.050	
					ND:			-0.300			
					Final: 14.950		14.950	13.200	13.950	13.650	70.700
					Place: 1	23*	2	13T	3	4	18
19	250	Scott Nabata	Kamloops Gym, BC	N/A	Diff: 4.700	5.100	5.000	4.400	5.400	5.400	
					Exec: 4.600	4.200	6.850	8.550	5.350	7.200	
					ND: -0.500						
					Final: 8.800	9.300	11.850	12.950	10.750	12.600	66.250
					Place: 26	21	23	23	23T	16T	19
20	402	Anderson Loran	Taiso Gym Centre, SK	N/A	Diff: 5.700	5.600	4.100		5.500	6.100	
					Exec: 8.050	6.300	8.400		7.450	8.600	
					ND:						
					Final: 13.750	11.900	12.500		12.950	14.700	65.800
					Place: 4	13	18T	27*	12	1	20

# MAG - Nationals, Ottawa 2013

## Meet Results

May 21, 2013

Rank	Num	Name	Gym	Birthday							AA
21	214	Mattson Moore	U Of Calgary Gym, AB	N/A	Diff: 4.900	5.100	___	4.800	4.300	4.800	
					Exec: 7.500	7.550	___	8.500	8.150	8.250	
					ND: ___	___	___	___	___	___	
					Final: 12.400	12.650	___	13.300	12.450	13.050	63.850
					Place: 20	7	26*	10	18	10	21
22	401	Jayd Lukenchuk	Taiso Gym Centre, SK	N/A	Diff: 5.800	___	5.600	___	6.100	6.500	
					Exec: 6.350	___	8.300	___	8.000	7.350	
					ND: -0.100	___	___	___	___	___	
					Final: 12.050	___	13.900	___	14.100	13.850	53.900
					Place: 21	23*	5	27*	2	2	22
23	216	Nathan Gafuik	U Of Calgary Gym, AB	N/A	Diff: 4.700	___	___	5.600	6.400	4.500	
					Exec: 7.900	___	___	7.550	8.300	7.000	
					ND: -0.100	___	___	___	___	___	
					Final: 12.500	___	___	13.150	14.700	11.500	51.850
					Place: 17T	23*	26*	15T	1	22	23
24	377	Samuel Paquin	Père Sablon, QC	N/A	Diff: 5.200	___	4.200	4.400	___	4.800	
					Exec: 7.550	___	8.250	9.200	___	5.950	
					ND: -0.300	___	___	___	___	___	
					Final: 12.450	___	12.450	13.600	___	10.750	49.250
					Place: 19	23*	20	8	27*	23	24
25	251	Scott Morgan	Flicka, BC	N/A	Diff: 6.400	___	6.500	5.600	___	___	
					Exec: 7.500	___	8.500	8.950	___	___	
					ND: -0.200	___	___	___	___	___	
					Final: 13.700	___	15.000	14.550	___	___	43.250
					Place: 5	23*	1	2	27*	28*	25
26	245	Ken Ikeda	Twisters, BC	N/A	Diff: ___	5.400	___	5.200	5.900	1.700	
					Exec: ___	5.550	___	8.150	7.750	9.000	
					ND: ___	___	___	-0.300	___	-9.000	
					Final: ___	10.950	___	13.050	13.650	1.700	39.350
					Place: 27*	17	26*	19T	5T	27	26
27	215	Brandon O'Neill	Ortona, AB	N/A	Diff: 6.100	___	___	5.600	5.300	___	
					Exec: 7.000	___	___	9.200	4.750	___	
					ND: ___	___	___	-0.100	___	___	
					Final: 13.100	___	___	14.700	10.050	___	37.850
					Place: 10T	23*	26*	1	26	28*	27
28	376	David Boucher	Père Sablon, QC	N/A	Diff: ___	4.900	4.400	___	___	4.400	
					Exec: ___	7.950	7.750	___	___	8.000	
					ND: ___	___	___	___	___	___	
					Final: ___	12.850	12.150	___	___	12.400	37.400
					Place: 27*	4T	21	27*	27*	19	28
29	404	Curtis Graves	Taiso Gym Centre, SK	N/A	Diff: ___	___	5.200	___	5.000	3.700	
					Exec: ___	___	7.450	___	5.750	6.900	
					ND: ___	___	___	___	___	___	
					Final: ___	___	12.650	___	10.750	10.600	34.000
					Place: 27*	23*	16	27*	23T	24	29
30	307	Simon Porter	TGI, ON	N/A	Diff: ___	___	___	4.400	___	___	
					Exec: ___	___	___	8.750	___	___	
					ND: ___	___	___	___	___	___	
					Final: ___	___	___	13.150	___	___	13.150
					Place: 27*	23*	26*	15T	27*	28*	30