

MAG - Nationals, Ottawa 2013







Meet Results

May 21, 2013

Men / NY

Session: 4







Judge's Signatures

Rank	Num	Name	Gym							AA
1	315	Jeremy Bartholomeusz	TGI, ON	Diff: 3.200	2.700	2.600	3.600	2.700	2.900	73.650 1
				Exec: 9.400	8.750	8.750	9.700	9.800	9.050	
				ND: 0.100	0.100	0.100	0.100	0.100	_____	
				Final: 12.700	11.550	11.450	13.400	12.600	11.950	
				Place: 2	4	7	3	1	1	
2	317	Jacob Bonnay	Mississauga, ON	Diff: 3.400	2.300	2.400	4.400	2.900	2.700	71.400 2
				Exec: 9.400	8.350	8.450	8.850	9.100	8.850	
				ND: 0.100	0.100	0.100	_____	_____	_____	
				Final: 12.900	10.750	10.950	13.250	12.000	11.550	
				Place: 1	13	22T	4	6	6	
3	226	Conner Trepanier	Exelta Gym, AB	Diff: 3.000	3.100	2.800	3.600	2.800	2.800	71.350 3
				Exec: 8.750	8.800	8.600	9.300	8.600	8.800	
				ND: 0.100	0.100	_____	0.100	0.100	_____	
				Final: 11.850	12.000	11.400	13.000	11.500	11.600	
				Place: 15T	2	8*	6	17T	4*	
4	257	Michael Sibley	Flicka, BC	Diff: 3.300	2.400	2.700	3.600	2.700	2.400	71.300 4
				Exec: 9.050	8.800	9.500	9.150	9.100	8.200	
				ND: 0.100	0.100	0.100	_____	_____	0.100	
				Final: 12.450	11.300	12.300	12.750	11.800	10.700	
				Place: 3T	6	1	9	10T	17T	
5	388	Vincent Bellemare	Dynamix, QC	Diff: 3.200	2.600	2.800	3.600	2.900	2.800	70.500 5
				Exec: 8.950	8.150	8.600	9.300	8.600	8.900	
				ND: _____	0.100	_____	_____	_____	_____	
				Final: 12.150	10.850	11.400	12.900	11.500	11.700	
				Place: 11T	11T	8*	7	17T	3	
6	391	Anthony Pelletier	Imagym, QC	Diff: 2.700	2.400	2.700	3.600	2.400	2.600	70.350 6
				Exec: 9.050	8.500	8.500	9.200	9.200	9.100	
				ND: 0.100	0.100	_____	_____	0.100	0.100	
				Final: 11.850	11.000	11.200	12.800	11.700	11.800	
				Place: 15T	9	14T	8	14T	2	
7	228	Alan Ng	Exelta Gym, AB	Diff: 3.100	2.400	2.600	4.400	2.600	2.800	70.300 7
				Exec: 9.050	8.350	8.800	9.250	9.000	7.450	
				ND: 0.100	0.100	0.100	_____	0.100	0.100	
				Final: 12.250	10.850	11.500	13.650	11.700	10.350	
				Place: 6T	11T	5T	1	14T	21	
8	318	Eric Shieh	Mississauga, ON	Diff: 3.300	3.300	2.700	3.000	2.700	2.600	70.200 8
				Exec: 8.300	8.800	8.500	8.900	9.200	8.800	
				ND: _____	0.100	_____	_____	_____	_____	
				Final: 11.600	12.200	11.200	11.900	11.900	11.400	
				Place: 23	1	14T	23T	8	8T	
9	380	Thierry Pellerin	Gymamic, QC	Diff: 3.400	4.100	2.800	3.600	2.700	2.500	70.150 9
				Exec: 8.800	7.400	8.200	8.850	9.350	8.250	
				ND: 0.100	0.100	_____	_____	_____	_____	
				Final: 12.300	11.600	11.000	12.450	12.050	10.750	
				Place: 5	3	20T	15	4T	15T	
10	258	Nicolas Bourne	Richmond, BC	Diff: 3.000	2.500	2.900	3.000	2.700	2.600	70.100 10
				Exec: 9.100	8.500	8.650	9.100	9.400	8.250	
				ND: 0.100	0.100	_____	_____	0.100	0.100	
				Final: 12.200	11.100	11.550	12.100	12.200	10.950	
				Place: 8T	8	4	19T	2T	14	

MAG - Nationals, Ottawa 2013

Meet Results







May 21, 2013

Rank	Num	Name	Gym							AA
11	225	Findlay McCormick	Exelta Gym, AB	Diff: 3.100	3.000	2.600	3.600	2.800	2.800	
				Exec: 8.800	8.400	8.900	8.850	9.250	7.800	
				ND: 0.100	_____	0.100	-0.100	_____	_____	
				Final: 12.000	11.400	11.600	12.350	12.050	10.600	70.000
				Place: 14	5	3	18	4T	20	11
12	393	Parsa Yadollahi	Unigym, QC	Diff: 3.000	2.400	2.700	3.000	2.500	2.800	
				Exec: 9.350	8.050	8.600	8.950	9.250	8.800	
				ND: 0.100	0.100	0.100	_____	0.100	_____	
				Final: 12.450	10.550	11.400	11.950	11.850	11.600	69.800
				Place: 3T	16	8T	22	9	4*	12
13	390	Francis Menezes-Thibault	Laval-Excellence, QC	Diff: 2.900	2.600	2.500	4.400	2.400	2.600	
				Exec: 9.250	7.550	8.700	9.200	9.000	8.050	
				ND: 0.100	0.100	_____	_____	_____	0.100	
				Final: 12.250	10.250	11.200	13.600	11.400	10.750	69.450
				Place: 6T	18	14T	2	20	15T	13
14	319	Andriy Tryguba	TGI, ON	Diff: 3.000	2.600	3.100	3.600	2.500	2.500	
				Exec: 8.850	8.000	7.900	8.900	9.600	8.650	
				ND: _____	0.100	_____	-0.100	0.100	0.100	
				Final: 11.850	10.700	11.000	12.400	12.200	11.250	69.400
				Place: 15T	14	20T	16T	2T	10T	14
15	253	Cameron Stanley	Langley, BC	Diff: 3.100	2.400	2.800	3.600	3.200	2.700	
				Exec: 8.950	7.100	8.800	8.950	8.050	8.350	
				ND: 0.100	0.100	0.100	_____	_____	_____	
				Final: 12.150	9.600	11.700	12.550	11.250	11.050	68.300
				Place: 11T	23T	2	12*	22	12T	15
16	260	Kevin Naismith	Langley, BC	Diff: 3.000	2.800	2.500	3.200	2.800	2.500	
				Exec: 8.700	8.400	8.650	9.200	8.900	8.300	
				ND: 0.100	_____	_____	_____	_____	-0.900	
				Final: 11.800	11.200	11.150	12.400	11.700	9.900	68.150
				Place: 19	7	17	16T	14T	25	16
17	392	Vincent Laflamme	Unigym, QC	Diff: 3.100	2.400	2.600	3.600	2.700	2.800	
				Exec: 8.300	7.600	8.250	8.500	9.100	8.650	
				ND: 0.100	0.100	0.100	_____	_____	_____	
				Final: 11.500	10.100	10.950	12.100	11.800	11.450	67.900
				Place: 24	20	22T	19T	10T	7	17
18	261	Liam Dawson	Okanagan Gym, BC	Diff: 2.800	2.500	2.400	2.800	2.500	2.500	
				Exec: 8.850	8.050	8.900	8.800	9.150	7.600	
				ND: _____	0.100	0.100	_____	0.100	_____	
				Final: 11.650	10.650	11.400	11.600	11.750	10.100	67.150
				Place: 21T	15	8T	27T	12T	24	18
19	276	Kahlil Benjamin	Halifax ALTA, NS	Diff: 2.900	2.400	2.400	3.600	2.700	2.600	
				Exec: 9.250	7.400	8.900	8.900	7.200	8.550	
				ND: _____	0.100	_____	_____	_____	0.100	
				Final: 12.150	9.900	11.300	12.500	9.900	11.250	67.000
				Place: 11T	21	12T	14	29T	10T	19
20	227	Dylan Patsula	Exelta Gym, AB	Diff: 3.100	2.500	2.300	3.600	2.600	2.800	
				Exec: 8.350	7.300	8.550	8.300	8.400	8.600	
				ND: _____	_____	_____	_____	0.100	_____	
				Final: 11.450	9.800	10.850	11.900	11.100	11.400	66.500
				Place: 25	22	25	23T	24T	8T	20

MAG - Nationals, Ottawa 2013

Meet Results

May 21, 2013

Rank	Num	Name	Gym							AA
21	389	Félix Buron	Gymnika, QC	Diff: 3.100 Exec: 8.100 ND: -0.300 Final: 10.900 Place: 31	2.700 5.750 0.100 8.550 27	2.600 8.900 _____ 11.500 5T	3.600 8.950 _____ 12.550 12*	2.900 8.850 _____ 11.750 12T	2.400 7.300 _____ 10.700 17T	65.950 21
22	331	Alex Mann	Island Gym, PEI	Diff: 2.800 Exec: 8.500 ND: 0.100 Final: 11.400 Place: 26	2.400 6.450 0.100 8.950 26	2.400 8.600 0.100 11.100 18T	3.200 9.350 0.100 12.650 10T	2.500 8.550 0.100 11.150 23	2.400 7.350 _____ 9.750 26	65.000 22
23	273	Ryan Lowe	Titans, NS	Diff: 2.700 Exec: 8.500 ND: _____ Final: 11.200 Place: 28T	2.400 8.400 0.100 10.900 10	2.300 8.550 0.100 10.950 22T	2.800 8.550 _____ 11.350 31	2.600 7.300 _____ 9.900 29T	2.500 8.150 _____ 10.650 19	64.950 23
24	259	Cohen Kiers	Twisters, BC	Diff: 2.900 Exec: 8.700 ND: 0.100 Final: 11.700 Place: 20	2.400 7.750 _____ 10.150 19	2.400 7.150 0.100 9.650 31T	2.800 8.200 _____ 11.000 32	3.200 7.900 _____ 11.100 24T	2.600 8.350 _____ 11.050 12T	64.650 24
25	406	Michael Thorpe	Taiso Gym Centre, SK	Diff: 3.100 Exec: 9.000 ND: 0.100 Final: 12.200 Place: 8T	2.400 6.800 0.100 9.300 25	2.500 7.150 _____ 9.650 31T	2.800 8.950 _____ 11.750 25	2.600 8.650 0.100 11.350 21	2.500 7.800 _____ 10.300 22	64.550 25
26	320	John Philip Chua	TGI, ON	Diff: 2.800 Exec: 8.750 ND: 0.100 Final: 11.650 Place: 21T	2.400 7.850 0.100 10.350 17	2.500 8.100 0.100 10.700 26	3.600 9.450 0.100 13.150 5	2.500 9.450 _____ 11.950 7	2.100 6.500 _____ 6.600 30	64.400 26
27	262	Dawson Friesen	Twisters, BC	Diff: 2.900 Exec: 9.200 ND: 0.100 Final: 12.200 Place: 8T	2.300 7.300 _____ 9.600 23T	2.400 7.700 0.100 10.200 28T	3.000 8.600 _____ 11.600 27T	2.500 7.900 _____ 10.400 28	2.400 7.800 _____ 10.200 23	64.200 27
28	229	Noah Stretch	U Of Calgary Gym, AB	Diff: 2.900 Exec: 8.050 ND: _____ Final: 10.950 Place: 30	1.900 7.150 -1.000 8.050 28	2.700 8.600 _____ 11.300 12T	3.600 9.050 _____ 12.650 10T	3.000 8.100 _____ 11.100 24T	2.500 7.100 _____ 9.600 27	63.650 28
29	321	Jason Bruce	Futures, ON	Diff: 2.700 Exec: 8.550 ND: _____ Final: 11.250 Place: 27	2.200 5.150 -0.900 6.450 29	2.400 8.050 _____ 10.450 27	2.800 8.850 -0.100 11.550 29	2.500 8.400 0.100 11.000 27	2.400 6.800 _____ 9.200 28	59.900 29
30	407	Jake Hesselink	Queen City, SK	Diff: 2.800 Exec: 8.400 ND: 0.000 Final: 11.200 Place: 28T	2.000 6.500 -2.900 5.600 30	2.400 7.300 _____ 9.700 30	2.800 8.950 -0.100 11.650 26	2.400 8.950 0.100 11.450 19	2.300 6.800 -1.000 8.100 29	57.700 30







MAG - Nationals, Ottawa 2013

Meet Results

May 21, 2013

Page: 4
Printed: 5/23/2013 3:43:33 PM

Men / NY
Session: 4

Rank	Num	Name	Gym							AA
31	332	Ted Landry	Island Gym, PEI	Diff: 2.400	1.600	2.400	2.800	2.300	2.300	
				Exec: 7.700	5.100	7.800	8.750	6.800	4.850	
				ND: _____	-3.000	_____	-0.100	-1.000	-1.000	
				Final: 10.100	3.700	10.200	11.450	8.100	6.150	49.700
				Place: 32	31	28T	30	31	31	31
32	274	Ben McCarthy	Halifax ALTA, NS	Diff: 2.900	_____	2.300	3.600	_____	_____	
				Exec: 8.850	_____	8.700	8.500	_____	_____	
				ND: 0.100	_____	0.100	_____	_____	_____	
				Final: 11.850	_____	11.100	12.100	_____	_____	35.050
				Place: 15T	32*	18T	19T	32*	32*	32
33	316	Eric Gauthier	Tumblers, ON	Diff: _____	_____	_____	_____	_____	_____	
				Exec: _____	_____	_____	_____	_____	_____	
				ND: _____	_____	_____	_____	_____	_____	
				Final: _____	_____	_____	_____	_____	_____	0.000
				Place: 33	32*	33	33	32*	32*	33