







# MAG - Nationals, Ottawa 2013

## Team Results

Men / NO

May 21, 2013

Session: 3

| Rank | Gym     | Team | Score   |  |  |  |  |  |  |
|------|---------|------|---------|---|--|---|---|---|---|
| 1    | Team ON | ON   | 298.450 | 51.250<br>1   | 47.150<br>1  | 48.550<br>1   | 55.000<br>1   | 49.250<br>1   | 47.250<br>1   |
| 2    | Team QC | QC   | 290.400 | 50.550<br>2   | 44.850<br>2T   | 46.850<br>3   | 52.250<br>2   | 48.700<br>3   | 47.200<br>2   |
| 3    | Team AB | AB   | 289.200 | 48.300<br>3   | 44.850<br>2T   | 48.350<br>2   | 52.100<br>3   | 49.200<br>2   | 46.400<br>3   |