

MAG Championships, Ottawa 2013

Meet Results - Multi







May 23-25, 2013

Page: 1
Printed: 5/24/2013 9:16:36 PM

Men / JR

Session: 3

Judge's Signatures

| Rank | Num | Name/Gym | | |  |  |  |  |  |  | AA | | | |
|-----------------|--------|--------------------------------------|-----------------|--------|---|---|---|---|---|---|---------|---------|-------|-------|
| 1 | 241 | Steven Chaplin Twisters, BC | Prelims | Diff: | 4.600 | 4.200 | 3.900 | 4.800 | 4.300 | 4.000 | 74.450 | | | |
| | | | | Exec: | 8.500 | 7.600 | 6.850 | 9.000 | 8.750 | 7.950 | | | | |
| | | | | ND: | | | | | | | | | | |
| | | | Final: | 13.100 | 11.800 | 10.750 | 13.800 | 13.050 | 11.950 | 77.800 | | | | |
| | | | Finals | Diff: | 4.600 | 4.200 | 4.100 | 4.800 | 4.300 | | | 4.100 | | |
| | | | | Exec: | 9.000 | 7.800 | 8.150 | 9.000 | 9.350 | | | 8.400 | | |
| | | | | ND: | | | | | | | | | | |
| | | | Final: | 13.600 | 12.000 | 12.250 | 13.800 | 13.650 | 12.500 | | | 152.250 | | |
| | | | Combined Total: | | | | | | | | | | | |
| | | | 2 | 287 | Justin Karstadt Futures, ON | Prelims | Diff: | 4.400 | 4.300 | | | 4.500 | 5.200 | 4.600 |
| Exec: | 8.350 | 7.250 | | | | | 7.800 | 8.500 | 8.450 | 7.650 | | | | |
| ND: | | | | | | | | | | | | | | |
| Final: | 12.750 | 11.550 | | | | 12.300 | 13.700 | 13.050 | 11.850 | 76.650 | | | | |
| Finals | Diff: | 4.400 | | | | 4.400 | 4.500 | 5.200 | 4.600 | | 4.500 | | | |
| | Exec: | 8.400 | | | | 8.900 | 8.000 | 9.000 | 8.050 | | 6.700 | | | |
| | ND: | | | | | | | | | | | | | |
| Final: | 12.800 | 13.300 | | | | 12.500 | 14.200 | 12.650 | 11.200 | | 151.850 | | | |
| Combined Total: | | | | | | | | | | | | | | |
| 3 | 356 | Matthew Halickman Père Sablon, QC | | | | Prelims | Diff: | 4.700 | 4.300 | | 4.900 | 4.400 | 4.600 | 4.600 |
| | | | Exec: | 7.750 | 7.750 | | 8.000 | 8.850 | 8.200 | 7.800 | | | | |
| | | | ND: | | | | | | | | | | | |
| | | | Final: | 12.450 | 12.050 | 12.900 | 13.250 | 12.800 | 12.400 | 74.950 | | | | |
| | | | Finals | Diff: | 4.600 | 4.300 | 4.900 | 4.400 | 4.600 | | 4.600 | | | |
| | | | | Exec: | 7.850 | 8.050 | 8.250 | 9.050 | 7.300 | | 7.150 | | | |
| | | | | ND: | -0.100 | | | | | | | | | |
| | | | Final: | 12.350 | 12.350 | 13.150 | 13.450 | 11.900 | 11.750 | | 150.800 | | | |
| | | | Combined Total: | | | | | | | | | | | |
| | | | 4 | 240 | Aaron Mah Vancouver, BC | Prelims | Diff: | 4.600 | 4.200 | | 3.900 | 4.400 | 4.300 | 4.800 |
| Exec: | 8.750 | 6.100 | | | | | 7.850 | 8.650 | 9.100 | 8.250 | | | | |
| ND: | | | | | | | | -0.100 | | | | | | |
| Final: | 13.350 | 10.300 | | | | 11.750 | 12.950 | 13.400 | 13.050 | 75.000 | | | | |
| Finals | Diff: | 4.700 | | | | 4.000 | 3.200 | 4.400 | 4.300 | | 4.800 | | | |
| | Exec: | 8.900 | | | | 6.900 | 8.150 | 8.350 | 8.850 | | 8.450 | | | |
| | ND: | | | | | | | | | | | | | |
| Final: | 13.600 | 10.900 | | | | 11.350 | 12.750 | 13.150 | 13.250 | | 149.800 | | | |
| Combined Total: | | | | | | | | | | | | | | |
| 5 | 279 | Stephen Clouter Halifax ALTA, NS | | | | Prelims | Diff: | 4.200 | 4.300 | | 3.400 | 3.600 | 4.500 | 4.200 |
| | | | Exec: | 8.200 | 8.100 | | 7.150 | 8.300 | 8.700 | 8.850 | | | | |
| | | | ND: | | | | | 0.000 | | | | | | |
| | | | Final: | 12.400 | 12.400 | 10.550 | 11.900 | 13.200 | 13.050 | 74.650 | | | | |
| | | | Finals | Diff: | 4.200 | 4.300 | 3.400 | 3.600 | 4.500 | | 4.200 | | | |
| | | | | Exec: | 8.150 | 8.150 | 8.750 | 8.350 | 8.600 | | 8.450 | | | |
| | | | | ND: | | | | | | | | | | |
| | | | Final: | 12.350 | 12.450 | 12.150 | 11.950 | 13.100 | 12.650 | | 148.150 | | | |
| | | | Combined Total: | | | | | | | | | | | |







MAG Championships, Ottawa 2013

Meet Results - Multi

May 23-25, 2013

Page: 2
Printed: 5/24/2013 9:16:36 PM

Men / JR
Session: 3

| Rank | Num | Name/Gym | | |  |  |  |  |  |  | AA | | | |
|-----------------|--------|-------------------------------------|-----------------|--------|---|---|---|---|---|---|---------|-------|-------|---------|
| 6 | 242 | Julian Geisler Langley, BC | Prelims | Diff: | 4.800 | 4.000 | 4.600 | 4.400 | 4.600 | 4.400 | | | | |
| | | | | Exec: | 8.500 | 5.550 | 8.150 | 8.700 | 8.350 | 6.800 | | | | |
| | | | | ND: | ----- | ----- | ----- | ----- | ----- | ----- | | | | |
| | | | Final: | 13.300 | 9.550 | 12.750 | 13.100 | 12.950 | 11.200 | 72.850 | | | | |
| | | | Finals | Diff: | 4.700 | 3.500 | 4.600 | 4.400 | 4.600 | 4.600 | | | | |
| | | | | Exec: | 8.050 | 6.750 | 8.400 | 9.150 | 8.050 | 7.500 | | | | |
| | | | | ND: | ----- | ----- | ----- | ----- | ----- | ----- | | | | |
| | | | Final: | 12.750 | 10.250 | 13.000 | 13.550 | 12.650 | 12.100 | 74.300 | | | | |
| | | | Combined Total: | | | | | | | | | | | 147.150 |
| | | | 7 | 396 | Wyatt Tyndall Taiso Gym Centre, SK | Prelims | Diff: | 4.800 | 4.300 | 4.400 | 4.400 | 4.500 | 4.400 | |
| Exec: | 8.600 | 7.400 | | | | | 8.350 | 8.800 | 7.400 | 7.350 | | | | |
| ND: | ----- | ----- | | | | | ----- | ----- | ----- | ----- | | | | |
| Final: | 13.400 | 11.700 | | | | 12.750 | 13.200 | 11.900 | 11.750 | 74.700 | | | | |
| Finals | Diff: | 4.800 | | | | 3.300 | 4.200 | 4.400 | 4.300 | 4.600 | | | | |
| | Exec: | 8.400 | | | | 7.250 | 8.000 | 8.700 | 8.250 | 6.200 | | | | |
| | ND: | ----- | | | | ----- | ----- | ----- | ----- | ----- | | | | |
| Final: | 13.200 | 10.550 | | | | 12.200 | 13.100 | 12.550 | 10.800 | 72.400 | | | | |
| Combined Total: | | | | | | | | | | | 147.100 | | | |
| 8 | 395 | Joel Gagnon Taiso Gym Centre, SK | | | | Prelims | Diff: | 5.200 | 3.300 | 4.400 | 4.400 | 4.400 | 3.900 | |
| | | | Exec: | 7.500 | 7.350 | | 8.000 | 8.800 | 7.600 | 6.950 | | | | |
| | | | ND: | ----- | ----- | | ----- | ----- | ----- | ----- | | | | |
| | | | Final: | 12.700 | 10.650 | 12.400 | 13.200 | 12.000 | 10.850 | 71.800 | | | | |
| | | | Finals | Diff: | 5.200 | 3.400 | 4.600 | 4.800 | 4.400 | 4.700 | | | | |
| | | | | Exec: | 8.300 | 7.200 | 8.350 | 8.650 | 8.150 | 7.500 | | | | |
| | | | | ND: | ----- | ----- | ----- | -0.100 | ----- | ----- | | | | |
| | | | Final: | 13.500 | 10.600 | 12.950 | 13.350 | 12.550 | 12.200 | 75.150 | | | | |
| | | | Combined Total: | | | | | | | | | | | 146.950 |
| | | | 9 | 290 | Parker Ramsay Mississauga, ON | Prelims | Diff: | 4.200 | 3.500 | 3.800 | 3.600 | 3.800 | 3.100 | |
| Exec: | 7.800 | 7.900 | | | | | 9.150 | 8.550 | 9.050 | 9.000 | | | | |
| ND: | ----- | ----- | | | | | ----- | ----- | ----- | ----- | | | | |
| Final: | 12.000 | 11.400 | | | | 12.950 | 12.150 | 12.850 | 12.100 | 73.450 | | | | |
| Finals | Diff: | 4.300 | | | | 4.000 | 3.800 | 3.600 | 3.800 | 3.100 | | | | |
| | Exec: | 7.700 | | | | 7.800 | 8.550 | 8.700 | 8.750 | 9.150 | | | | |
| | ND: | ----- | | | | ----- | ----- | ----- | ----- | ----- | | | | |
| Final: | 12.000 | 11.800 | | | | 12.350 | 12.300 | 12.550 | 12.250 | 73.250 | | | | |
| Combined Total: | | | | | | | | | | | 146.700 | | | |
| 10 | 289 | Keanu Nunes Futures, ON | | | | Prelims | Diff: | 4.400 | 4.400 | 4.500 | 3.600 | 4.400 | 2.800 | |
| | | | Exec: | 7.800 | 7.550 | | 7.500 | 8.700 | 8.450 | 9.000 | | | | |
| | | | ND: | ----- | ----- | | ----- | ----- | ----- | ----- | | | | |
| | | | Final: | 12.200 | 11.950 | 12.000 | 12.300 | 12.850 | 11.800 | 73.100 | | | | |
| | | | Finals | Diff: | 4.400 | 4.400 | 4.500 | 3.600 | 4.400 | 2.800 | | | | |
| | | | | Exec: | 7.000 | 7.550 | 8.000 | 9.000 | 7.650 | 8.950 | | | | |
| | | | | ND: | ----- | ----- | ----- | ----- | ----- | ----- | | | | |
| | | | Final: | 11.400 | 11.950 | 12.500 | 12.600 | 12.050 | 11.750 | 72.250 | | | | |
| | | | Combined Total: | | | | | | | | | | | 145.350 |







MAG Championships, Ottawa 2013

Meet Results - Multi

May 23-25, 2013

Page: 3
Printed: 5/24/2013 9:16:36 PM

Men / JR
Session: 3

| Rank | Num | Name/Gym | | |  |  |  |  |  |  | AA |
|-----------------|-----|---|---------|--------|---|---|---|---|---|---|---------|
| 11T | 205 | Teagan Marsden Capital City, AB | Prelims | Diff: | 4.700 | 4.300 | 3.900 | 3.000 | 4.500 | 4.400 | |
| | | | | Exec: | 8.050 | 7.350 | 8.100 | 8.900 | 7.400 | 8.200 | |
| | | | | ND: | | | | | | | |
| | | | | Final: | 12.750 | 11.650 | 12.000 | 11.900 | 11.900 | 12.600 | |
| | | | Finals | Diff: | 4.600 | 4.300 | 4.000 | 3.200 | 4.500 | 4.500 | |
| | | | | Exec: | 8.050 | 6.600 | 7.300 | 8.550 | 8.100 | 8.500 | |
| | | | | ND: | | | | | | | |
| | | | | Final: | 12.650 | 10.900 | 11.300 | 11.750 | 12.600 | 13.000 | |
| Combined Total: | | | | | | | | | | | 145.000 |
| 11T | 358 | Samuel Gaudet-Pellerin Unigym, QC | Prelims | Diff: | 4.500 | 4.500 | 3.400 | 4.400 | 4.200 | 2.700 | |
| | | | | Exec: | 7.700 | 7.350 | 8.100 | 8.950 | 8.150 | 8.450 | |
| | | | | ND: | -0.300 | | | | | | |
| | | | | Final: | 11.900 | 11.850 | 11.500 | 13.350 | 12.350 | 11.150 | |
| | | | Finals | Diff: | 4.300 | 4.500 | 3.400 | 4.400 | 4.200 | 2.900 | |
| | | | | Exec: | 8.100 | 7.850 | 8.450 | 8.500 | 7.850 | 8.450 | |
| | | | | ND: | | | | | | | |
| | | | | Final: | 12.400 | 12.350 | 11.850 | 12.900 | 12.050 | 11.350 | |
| Combined Total: | | | | | | | | | | | 145.000 |
| 13 | 243 | Alexander Farquharson Delta Gymnastics, BC | Prelims | Diff: | 4.600 | 4.200 | 4.000 | 4.400 | 4.300 | 4.000 | |
| | | | | Exec: | 8.000 | 6.050 | 7.500 | 8.950 | 8.050 | 7.400 | |
| | | | | ND: | | | | -0.300 | | | |
| | | | | Final: | 12.600 | 10.250 | 11.500 | 13.050 | 12.350 | 11.400 | |
| | | | Finals | Diff: | 4.400 | 4.100 | 3.300 | 4.400 | 4.300 | 4.100 | |
| | | | | Exec: | 7.250 | 5.850 | 7.700 | 8.450 | 7.000 | 7.850 | |
| | | | | ND: | | | | -0.300 | | | |
| | | | | Final: | 11.650 | 9.950 | 11.000 | 12.550 | 11.300 | 11.950 | |
| Combined Total: | | | | | | | | | | | 139.550 |
| 14 | 244 | Brian Lau Richmond, BC | Prelims | Diff: | 5.000 | 3.200 | 4.400 | 5.200 | 4.100 | 3.700 | |
| | | | | Exec: | 7.550 | 4.950 | 7.450 | 7.800 | 8.000 | 7.500 | |
| | | | | ND: | | | | -0.300 | | | |
| | | | | Final: | 12.550 | 8.150 | 11.850 | 12.700 | 12.100 | 11.200 | |
| | | | Finals | Diff: | 5.000 | 3.400 | 4.100 | 5.200 | 4.100 | 3.700 | |
| | | | | Exec: | 7.000 | 7.550 | 7.500 | 8.000 | 8.150 | 6.200 | |
| | | | | ND: | | | -0.500 | -0.300 | | 0.300 | |
| | | | | Final: | 12.000 | 10.950 | 11.100 | 12.900 | 12.250 | 10.200 | |
| Combined Total: | | | | | | | | | | | 137.950 |
| 15 | 324 | Matt Gallant Island Gym, PEI | Prelims | Diff: | 4.200 | 3.900 | 2.200 | 3.600 | 3.900 | 3.900 | |
| | | | | Exec: | 7.400 | 5.100 | 7.900 | 8.600 | 7.700 | 6.250 | |
| | | | | ND: | | | | | | | |
| | | | | Final: | 11.600 | 9.000 | 10.100 | 12.200 | 11.600 | 10.150 | |
| | | | Finals | Diff: | 4.200 | 3.900 | 2.900 | 3.600 | 3.900 | 3.900 | |
| | | | | Exec: | 7.700 | 5.250 | 7.950 | 8.700 | 7.300 | 6.650 | |
| | | | | ND: | | | | | | | |
| | | | | Final: | 11.900 | 9.150 | 10.850 | 12.300 | 11.200 | 10.550 | |
| Combined Total: | | | | | | | | | | | 130.600 |