

MAG Championships, Ottawa 2013

Page: 1
Printed: 5/23/2013 11:15:00 AM







Meet Results

May 23-25, 2013

Men / AR

Session: 1

Judge's Signatures

Rank	Num	Name	Gym							AA
1	201	Elijah Thompson	Calgary Gym, AB	Diff: 5.000	5.000	5.000	5.000	5.000	5.000	
				Exec: 9.500	9.150	9.150	9.200	9.050	9.350	
				ND: 0.100		0.100		0.100	0.100	
				Final: 14.600	14.150	14.250	14.200	14.150	14.450	85.800
				Place: 6*	6	1	3	4	3	1
2	342	Olivier Menezes-Thibault	Laval-Excellence, QC	Diff: 5.000	5.000	5.000	5.000	5.000	5.000	
				Exec: 8.800	9.650	8.450	8.750	9.400	9.200	
				ND: 0.100	0.100			0.100		
				Final: 13.900	14.750	13.450	13.750	14.500	14.200	84.550
				Place: 16	1	9*	13*	3	6	2
3	340	William Émard	Laval-Excellence, QC	Diff: 5.000	5.000	5.000	5.000	5.000	5.000	
				Exec: 9.450	7.400	9.200	8.900	9.500	9.600	
				ND: 0.100	0.100			0.100	0.100	
				Final: 14.450	12.500	14.200	13.900	14.600	14.700	84.350
				Place: 9	17	2	9T	1	1	3
4T	239	Darren Wong	Vancouver, BC	Diff: 5.000	5.000	5.000	5.000	5.000	5.000	
				Exec: 9.500	8.600	8.200	9.050	9.050	9.350	
				ND: 0.100	0.100				0.000	
				Final: 14.500	13.700	13.200	14.050	14.050	14.350	83.850
				Place: 8	7	12	7	5T	4	4T
4T	280	Michael Clermont	Futures, ON	Diff: 5.000	5.000	5.000	5.000	5.000	5.000	
				Exec: 9.000	9.400	8.750	8.750	8.750	8.800	
				ND: 0.100	0.100			0.100	0.100	
				Final: 14.100	14.500	13.750	13.750	13.850	13.900	83.850
				Place: 12	3T	3*	13T	9	10T	4T
6	200	Antonio Fernandes	Calgary Gym, AB	Diff: 5.000	5.000	5.000	5.000	5.000	5.000	
				Exec: 9.150	9.500	8.450	8.750	8.550	9.250	
				ND: 0.100						
				Final: 14.250	14.500	13.450	13.750	13.550	14.250	83.750
				Place: 11	3T	9*	13*	12	5	6
7	281	David Sandro	Gold Medal, ON	Diff: 5.000	5.000	5.000	5.000	5.000	5.000	
				Exec: 9.700	8.000	8.650	9.650	9.450	9.150	
				ND: 0.100	-1.600			0.100		
				Final: 14.700	11.400	13.650	14.650	14.550	14.150	83.100
				Place: 4T	21	7	2	2	7	7
8	348	Félix Blaquière	Père Sablon, QC	Diff: 5.000	4.500	4.500	5.000	4.500	5.000	
				Exec: 9.650	8.400	9.150	9.150	9.300	8.200	
				ND: 0.100	0.100	0.100		0.100	0.100	
				Final: 14.750	13.000	13.750	14.150	13.900	13.300	82.850
				Place: 2*	13	3T	4T	8	18	8
9	341	Laurent Gosselin-Paradis	Laval-Excellence, QC	Diff: 5.000	5.000	5.000	5.000	5.000	5.000	
				Exec: 9.700	6.950	7.600	9.900	8.850	9.000	
				ND: 0.100	0.100			0.100		
				Final: 14.800	12.050	12.600	14.900	13.950	14.000	82.300
				Place: 1	18	16	1	7	9	9
10	283	Ellel Baker	Mississauga, ON	Diff: 5.000	5.000	5.000	5.000	5.000	5.000	
				Exec: 9.500	9.600	7.850	8.750	8.050	8.200	
				ND: 0.100	0.100			0.100		
				Final: 14.600	14.700	12.850	13.750	13.150	13.200	82.250
				Place: 6*	2	14	13*	15	21	10

MAG Championships, Ottawa 2013







Page: 2
Printed: 5/23/2013 11:15:01 AM

Meet Results

Men / AR

May 23-25, 2013







Session: 1

Rank	Num	Name	Gym							AA
11	345	David Imbeault	Gym-Richelieu, QC	Diff: 5.000	5.000	5.000	5.000	5.000	5.000	
				Exec: 9.300	7.600	8.050	8.800	8.950	8.350	
				ND: 0.100	0.100	0.100	---	0.100	---	
				Final: 14.400	12.700	13.150	13.800	14.050	13.350	81.450
				Place: 10	16	13	12	5T	17	11
12	284	Darian Modasi	Mississauga, ON	Diff: 5.000	5.000	5.000	5.000	5.000	5.000	
				Exec: 8.900	8.000	8.300	8.550	8.700	8.450	
				ND: 0.100	0.100	---	---	0.100	---	
				Final: 14.000	13.100	13.300	13.550	13.800	13.450	81.200
				Place: 13T	12	11	21	10	16	12
13	394	Jesse Tyndall	Taiso Gym Centre, SK	Diff: 5.000	5.000	5.000	5.000	5.000	5.000	
				Exec: 7.700	8.050	8.750	8.850	8.600	8.700	
				ND: ---	0.100	---	---	0.100	0.100	
				Final: 12.700	13.150	13.750	13.850	13.700	13.800	80.950
				Place: 24	11	3*	11	11	12	13
14	286	Nicholas Cruz	Mississauga, ON	Diff: 5.000	4.500	5.000	4.500	4.500	4.500	
				Exec: 9.650	8.650	6.950	9.500	8.000	7.950	
				ND: 0.100	0.100	---	0.100	---	---	
				Final: 14.750	13.250	11.950	14.100	12.500	12.450	79.000
				Place: 2*	10	23*	6	20	24	14
15	238	Chris Kaji	Richmond, BC	Diff: 5.000	5.000	5.000	5.000	5.000	5.000	
				Exec: 9.600	3.650	8.500	9.150	7.850	9.400	
				ND: 0.100	0.100	---	---	0.100	0.100	
				Final: 14.700	8.750	13.500	14.150	12.950	14.500	78.550
				Place: 4T	24	8	4T	16	2	15
16	346	Napoléon Côté	Gymnamic, QC	Diff: 5.000	5.000	4.500	4.500	4.500	4.500	
				Exec: 8.100	7.650	6.450	8.500	8.600	9.000	
				ND: 0.100	0.100	---	---	0.100	0.100	
				Final: 13.200	12.750	10.950	13.000	13.200	13.600	76.700
				Place: 20	15	28	24T	13T	14	16
17T	278	Christopher Bearne	Halifax ALTA, NS	Diff: 5.000	5.000	5.000	5.000	5.000	5.000	
				Exec: 8.500	8.550	8.600	8.000	7.600	4.600	
				ND: 0.100	0.100	0.100	---	---	---	
				Final: 13.600	13.650	13.700	13.000	12.600	9.600	76.150
				Place: 19	8	6	24T	19	28	17T
17T	352	Léonard Bourdage	Père Sablon, QC	Diff: 5.000	5.000	5.000	5.000	5.000	5.000	
				Exec: 6.600	8.350	7.200	7.950	7.800	8.150	
				ND: ---	---	---	---	---	0.100	
				Final: 11.600	13.350	12.200	12.950	12.800	13.250	76.150
				Place: 25	9	20T	26	17	19T	17T
19	282	Matthew Dac-Bang	Mississauga, ON	Diff: 4.500	4.500	4.500	4.500	4.500	4.500	
				Exec: 9.500	6.800	6.000	9.400	8.600	9.400	
				ND: ---	-1.400	---	---	0.100	---	
				Final: 14.000	9.900	10.500	13.900	13.200	13.900	75.400
				Place: 13T	22	29	9T	13T	10T	19
20	349	Alex Rioux	Père Sablon, QC	Diff: 5.000	5.000	5.000	5.000	5.000	5.000	
				Exec: 8.100	4.550	7.300	9.000	7.550	8.650	
				ND: ---	0.100	---	---	-1.400	---	
				Final: 13.100	9.650	12.300	14.000	11.150	13.650	73.850
				Place: 21T	23	18T	8	21	13	20

MAG Championships, Ottawa 2013

Meet Results

May 23-25, 2013

Rank	Num	Name	Gym							AA
21	285	Thomas Stumpo	East York, ON	Diff: 5.000 Exec: 8.850 ND: 0.100 Final: 13.950 Place: 15	4.500 5.150 -1.400 8.250 26	4.500 8.300 _____ 12.800 15	4.500 9.100 0.100 13.700 18	4.500 8.200 _____ 12.700 18	4.500 7.700 _____ 12.200 25	73.600 21
22	354	Élie Sirois	Unigym, QC	Diff: 5.000 Exec: 7.800 ND: _____ Final: 12.800 Place: 23	5.000 6.750 0.100 11.850 19	5.000 7.050 _____ 12.050 22	5.000 7.750 _____ 12.750 28	5.000 6.400 -0.600 10.800 24	5.000 8.150 0.100 13.250 19T	73.500 22
23	351	Pier-Olivier Julien	Gymnamic, QC	Diff: 4.500 Exec: 9.100 ND: 0.100 Final: 13.700 Place: 18	4.500 6.950 0.100 11.550 20	4.500 7.950 _____ 12.450 17	4.500 9.150 _____ 13.650 19T	4.500 7.600 -3.100 9.000 28	4.500 8.200 _____ 12.700 22T	73.050 23
24	202	Spencer Skaper	Calgary Gym, AB	Diff: 4.200 Exec: 7.150 ND: _____ Final: 11.350 Place: 26	5.000 9.200 0.100 14.300 5	5.000 6.450 _____ 11.450 26	5.000 8.650 _____ 13.650 19T	5.000 5.900 -1.500 9.400 27	5.000 7.600 0.100 12.700 22T	72.850 24
25	350	Guillaume Landry	Père Sablon, QC	Diff: 4.200 Exec: 8.900 ND: _____ Final: 13.100 Place: 21T	5.000 -0.150 0.100 4.950 29	5.000 7.300 _____ 12.300 18T	5.000 8.750 _____ 13.750 13*	5.000 5.950 _____ 10.950 23	5.000 9.100 _____ 14.100 8	69.150 25
26	277	Alex Watters	Halifax ALTA, NS	Diff: 5.000 Exec: 8.700 ND: 0.100 Final: 13.800 Place: 17	5.000 4.900 -1.600 8.300 25	5.000 7.200 _____ 12.200 20T	5.000 8.350 _____ 13.350 23	5.000 4.600 _____ 9.600 25T	5.000 6.750 0.100 11.850 26	69.100 26
27	204	Spencer Ritchie	Calgary Gym, AB	Diff: 4.200 Exec: 6.400 ND: _____ Final: 10.600 Place: 28	5.000 3.250 -3.200 5.050 28	5.000 6.950 _____ 11.950 23*	5.000 8.400 _____ 13.400 22	5.000 6.050 _____ 11.050 22	5.000 4.900 0.100 10.000 27	62.050 27
28	322	Sam Gillis	Island Gym, PEI	Diff: 4.500 Exec: 6.400 ND: 0.100 Final: 11.000 Place: 27	4.500 2.100 -1.400 5.200 27	4.500 6.500 _____ 11.000 27	4.500 8.350 _____ 12.850 27	5.000 4.500 0.100 9.600 25T	5.000 3.100 0.100 8.200 29	57.850 28
29	203	Hunter KayInchuk	Calgary Gym, AB	Diff: 0.000 Exec: 0.000 ND: _____ Final: 0.000 Place: 29	5.000 7.800 _____ 12.800 14	5.000 6.800 _____ 11.800 25	_____ _____ _____ _____ 29	5.000 5.000 -1.400 8.600 29	5.000 8.500 _____ 13.500 15	46.700 29