

2012 Winter Cup Prelims







Meet Results

Feb 2, 2012

Men / SR

Session: All







Judge's Signatures

Rank	Num	Name	Gym							AA
1	60	John Orozco	USOTC	Diff: 6.000	6.700	6.300	6.600	6.900	6.400	
				Exec: 8.350	8.600	7.850	9.100	8.500	8.150	
				ND: .	.	.	-0.100	.	.	
				Final: 14.350	15.300	14.150	15.600	15.400	14.550	89.350
				Place: 8T	2	15T	11T	4	5T	1
2	16	Christopher Brooks	Cypress Academy	Diff: 5.900	5.800	6.200	6.600	6.900	6.900	
				Exec: 8.550	7.000	8.500	9.250	9.100	8.500	
				ND:	
				Final: 14.450	12.800	14.700	15.850	16.000	15.400	89.200
				Place: 5T	34	5	8	1T	1	2
3	41	Danell Leyva	Universal	Diff: 6.100	5.800	5.900	6.600	7.000	7.500	
				Exec: 8.750	5.750	8.450	9.250	9.300	7.850	
				ND: .	.	.	-0.300	-0.300	.	
				Final: 14.850	11.550	14.350	15.550	16.000	15.350	87.650
				Place: 2	60T	10	18T	1T	2	3
4	86	Brandon Wynn	Ohio State	Diff: 6.300	5.000	7.200	6.600	6.900	5.700	
				Exec: 7.750	8.150	8.150	9.000	8.050	8.700	
				ND: -0.500	
				Final: 13.550	13.150	15.350	15.600	14.950	14.400	87.000
				Place: 27T	25T	2	11T	6	7	4
5	50	Steven Legendre	Oklahoma	Diff: 7.000	5.200	5.700	7.200	5.700	6.000	
				Exec: 8.900	7.850	7.550	8.700	8.400	8.300	
				ND:	
				Final: 15.900	13.050	13.250	15.900	14.100	14.300	86.500
				Place: 1	28T	37T	7	18T	8	5
6	72	David Sender	Illinois	Diff: 6.000	6.200	6.400	6.600	6.100	5.700	
				Exec: 7.800	7.150	8.550	9.650	8.000	8.200	
				ND:	
				Final: 13.800	13.350	14.950	16.250	14.100	13.900	86.350
				Place: 22	19	3	1	18T	15	6
7	73	Paul Ruggeri III	Illinois	Diff: 6.700	4.800	5.300	6.900	6.400	7.500	
				Exec: 8.100	8.350	8.000	9.200	7.250	7.800	
				ND: -0.100	
				Final: 14.700	13.150	13.300	16.100	13.650	15.300	86.200
				Place: 4	25T	36	3T	34	3	7
8	57	Sho Nakamori	Champions Academy	Diff: 6.000	5.900	6.100	5.400	6.000	5.800	
				Exec: 8.350	7.700	8.300	9.450	8.600	8.450	
				ND:	
				Final: 14.350	13.600	14.400	14.850	14.600	14.250	86.050
				Place: 8T	13	9	38	12	9T	8
9	42	Ryan Lieberman	Stanford	Diff: 5.700	5.900	6.100	6.200	6.900	5.900	
				Exec: 8.750	7.500	8.100	8.750	8.700	7.000	
				ND:	
				Final: 14.450	13.400	14.200	14.950	15.600	12.900	85.500
				Place: 5T	16T	13T	37	3	34	9
10	2	Christopher Maestas	Illinois	Diff: 6.700	5.900	7.000	6.200	5.900	5.900	
				Exec: 7.550	7.950	8.450	9.400	8.000	6.450	
				ND:	
				Final: 14.250	13.850	15.450	15.600	13.900	12.350	85.400
				Place: 13	8T	1	11*	23	44	10

2012 Winter Cup Prelims

Meet Results







Feb 2, 2012

Rank	Num	Name	Gym							AA
11	79	Jesse Silverstein	US Gym Dev Ctr II	Diff: 5.600	5.500	6.900	6.600	5.900	5.000	
				Exec: 8.350	8.550	7.850	9.350	7.050	8.550	
				ND:						
				Final: 13.950	14.050	14.750	15.950	12.950	13.550	85.200
				Place: 17T	7	4	6	48	17	11
12	53	Tyler Mizoguchi	Illinois	Diff: 6.300	5.500	6.200	6.600	6.200	5.600	
				Exec: 7.400	7.900	8.100	8.750	8.450	7.600	
				ND:						
				Final: 13.700	13.400	14.300	15.350	14.650	13.200	84.600
				Place: 23T	16T	11	24	9T	29T	12
13	43	Adrian De Los Angeles	Michigan	Diff: 6.100	5.900	5.400	6.600	5.700	5.400	
				Exec: 8.300	7.650	7.500	9.500	8.550	7.950	
				ND: -0.100						
				Final: 14.300	13.550	12.900	16.100	14.250	13.350	84.450
				Place: 11T	14T	47	3T	17	24T	13
14	30	Jake Martin	USOTC	Diff: 6.000	5.100	5.200	6.200	5.500	5.500	
				Exec: 8.200	8.200	7.500	9.400	8.300	8.450	
				ND: -0.100						
				Final: 14.100	13.300	12.700	15.600	13.800	13.950	83.450
				Place: 14	20	49T	11*	27T	12T	14
15	13	Bryan Del Castillo	Cal Berkeley	Diff: 5.800	5.700	5.700	6.200	5.800	6.000	
				Exec: 8.550	6.300	8.400	9.400	7.000	8.550	
				ND:						
				Final: 14.350	12.000	14.100	15.600	12.800	14.550	83.400
				Place: 8T	48T	17T	11*	51T	5T	15
16	3	Donothan Bailey	Cal Berkeley	Diff: 5.600	6.100	5.300	6.200	5.800	5.100	
				Exec: 6.650	8.250	8.350	9.400	8.850	7.750	
				ND:						
				Final: 12.250	14.350	13.650	15.600	14.650	12.850	83.350
				Place: 54T	6	24	11*	9*	35	16
17	75	Akash Modi	Monmouth	Diff: 5.900	5.100	5.000	6.200	5.100	4.800	
				Exec: 8.000	8.100	8.400	8.900	9.350	8.150	
				ND:						
				Final: 13.900	13.200	13.400	15.100	14.450	12.950	83.000
				Place: 19T	22T	31T	33T	13	33	17
18	18	Kyle Bunthuwong	Cal Berkeley	Diff: 5.700	5.900	5.400	6.200	6.200	5.900	
				Exec: 7.550	7.300	7.250	9.350	8.100	8.050	
				ND:						
				Final: 13.250	13.200	12.650	15.550	14.300	13.950	82.900
				Place: 32T	22T	52T	18*	15T	12T	18
19	19	Alexander Buscaglia	Stanford	Diff: 6.500	4.500	5.900	6.900	6.000	6.500	
				Exec: 8.300	5.600	8.300	9.450	6.650	7.700	
				ND:			-0.300			
				Final: 14.800	10.100	14.200	16.050	12.650	14.200	82.000
				Place: 3	65	13T	5	54	11	19
20	40	Seung Tai Lee	Ohio State	Diff: 5.900	5.000	6.600	6.200	5.200	6.300	
				Exec: 7.650	7.500	6.850	9.000	7.950	7.650	
				ND: -0.300						
				Final: 13.250	12.500	13.450	15.200	13.150	13.950	81.500
				Place: 32T	39	30	28T	42T	12T	20

2012 Winter Cup Prelims

Meet Results







Feb 2, 2012

Rank	Num	Name	Gym							AA
21	51	Edward Mesa	Universal	Diff: 5.700	5.500	5.800	6.200	6.000	6.000	
				Exec: 6.550	8.200	7.900	8.650	7.550	7.450	
				ND:			-0.100			
				Final: 12.250	13.700	13.700	14.750	13.550	13.450	81.400
				Place: 54T	11T	23	40T	36	19T	21
22	49	Sean Melton	USOTC	Diff: 5.800	5.400	4.800	6.600	5.800	4.800	
				Exec: 7.850	8.000	8.400	8.150	7.900	7.600	
				ND:						
				Final: 13.650	13.400	13.200	14.750	13.700	12.400	81.100
				Place: 25T	16T	39T	40T	32T	42T	22
23	17	Timothy Wang	South Coast	Diff: 5.500	5.500	4.900	6.200	5.300	5.100	
				Exec: 7.550	8.300	7.800	8.950	7.900	8.050	
				ND:						
				Final: 13.050	13.800	12.700	15.150	13.200	13.150	81.050
				Place: 40T	10	49T	30*	41	31	23
24	8	Dylan Akers	Oklahoma	Diff: 5.900	4.700	4.600	6.200	5.300	5.200	
				Exec: 7.350	7.600	8.650	8.900	8.150	8.300	
				ND:						
				Final: 13.250	12.300	13.250	15.100	13.450	13.500	80.850
				Place: 32T	41	37T	33T	37	18	24
25	81	Hunter Justus	Cypress Academy	Diff: 5.600	5.200	4.400	6.200	5.100	4.200	
				Exec: 8.100	7.150	8.100	9.500	9.000	8.250	
				ND:						
				Final: 13.700	12.350	12.500	15.700	14.100	12.450	80.800
				Place: 23T	40	56	9T	18T	40T	25
26	84	Marvin Kimble	Swiss Turners	Diff: 5.300	6.100	5.100	6.600	5.400	4.400	
				Exec: 7.100	7.600	8.250	8.200	8.950	7.550	
				ND:						
				Final: 12.400	13.700	13.350	14.800	14.350	11.950	80.550
				Place: 51T	11T	35	39	14	52T	26
27	61	M. Parker Raque	Penn State	Diff: 6.100	5.300	5.700	6.600	5.200	5.900	
				Exec: 6.750	6.350	8.450	8.950	7.350	7.350	
				ND:						
				Final: 12.850	11.650	14.150	15.550	12.550	13.250	80.000
				Place: 44T	56T	15T	18T	55T	28	27
28	55	DJ Repp	Minnesota	Diff: 5.700	5.000	5.300	6.600	5.500	4.800	
				Exec: 6.750	7.150	7.650	8.650	8.100	8.400	
				ND:			-0.100			
				Final: 12.450	12.150	12.950	15.150	13.600	13.200	79.500
				Place: 50	44T	45T	30T	35	29T	28
29	4	Yul Moldauer	5280 Gym	Diff: 5.200	5.000	4.900	6.200	5.400	5.100	
				Exec: 7.300	8.850	6.700	7.950	8.900	7.500	
				ND:						
				Final: 12.500	13.850	11.600	14.150	14.300	12.600	79.000
				Place: 49	8T	62	52T	15T	37	29
30	29	Donnell Whittenburg	Ultimate	Diff: 5.800	4.500	6.200	6.600	5.900	5.500	
				Exec: 8.200	6.800	7.800	8.600	7.100	5.900	
				ND:						
				Final: 14.000	11.300	14.000	15.200	13.000	11.400	78.900
				Place: 16	62	20	28T	45T	58T	30

2012 Winter Cup Prelims

Meet Results







Feb 2, 2012

Rank	Num	Name	Gym							AA
31	48	Maximilian Mayr	Universal	Diff: 5.100	5.300	5.900	5.800	5.800	5.300	
				Exec: 8.050	4.600	7.600	8.100	8.850	8.450	
				ND:			-0.300			
				Final: 13.150	9.900	13.500	13.600	14.650	13.750	78.550
				Place: 36	67	29	54T	9*	16	31
32	54	Bobby Baker	Aerial	Diff: 5.500	4.400	5.500	6.200	5.000	5.100	
				Exec: 7.150	8.250	7.100	8.000	8.850	7.350	
				ND:						
				Final: 12.650	12.650	12.600	14.200	13.850	12.450	78.400
				Place: 48	36T	54	49T	24T	40T	32
33	77	Jacob Dastrup	USOTC	Diff: 5.900	5.400	4.600	5.400	5.000	5.000	
				Exec: 7.850	8.150	5.950	8.900	8.150	8.450	
				ND: -0.400						
				Final: 13.350	13.550	10.550	14.300	13.150	13.450	78.350
				Place: 30	14T	66	47	42T	19T	33
34T	47	Ellis Mannon	Minnesota	Diff: 4.900	6.400	4.900	5.400	4.700	4.900	
				Exec: 7.050	8.500	8.150	9.000	5.500	8.450	
				ND:						
				Final: 11.950	14.900	13.050	14.400	10.200	13.350	77.850
				Place: 61	3	42T	46	67	24T	34T
34T	20	Adam Al-Rokh	Temple	Diff: 5.100	4.900	6.200	5.400	4.900	5.100	
				Exec: 6.750	6.900	7.600	9.400	8.400	7.300	
				ND:			-0.100			
				Final: 11.850	11.800	13.800	14.700	13.300	12.400	77.850
				Place: 62	55	22	43T	40	42T	34T
36	58	Tyler Evans	Springfield	Diff: 5.700	5.200	4.500	6.200	5.400	5.300	
				Exec: 7.850	6.750	7.550	9.400	7.400	5.800	
				ND:						
				Final: 13.550	11.950	12.050	15.600	12.800	11.100	77.050
				Place: 27T	53*	58	11*	51T	60	36
37	38	Chandler Eggleston	High Point	Diff: 5.600	4.000	3.600	6.600	4.800	4.200	
				Exec: 8.450	8.000	7.700	9.550	7.000	7.500	
				ND:						
				Final: 14.050	12.000	11.300	16.150	11.800	11.700	77.000
				Place: 15	48T	64	2	61	56T	37
38	70	Lee Grogan	Champions Gym	Diff: 5.300	4.300	4.400	6.200	4.700	4.700	
				Exec: 8.000	7.700	7.500	8.950	7.250	7.950	
				ND:						
				Final: 13.300	12.000	11.900	15.150	11.950	12.650	76.950
				Place: 31	48T	60	30*	60	36	38
39	37	Joseph Peters	Parkettes	Diff: 5.400	5.600	5.000	6.200	5.800	5.400	
				Exec: 7.350	7.600	7.700	7.650	7.100	6.300	
				ND:			-0.300			
				Final: 12.750	13.200	12.700	13.550	12.900	11.700	76.800
				Place: 47	22T	49T	56T	49T	56T	39
40	39	Kiwan Watts	River City	Diff: 5.000	4.700	5.100	6.200	5.000	4.100	
				Exec: 8.400	7.950	7.700	8.550	8.000	6.050	
				ND:						
				Final: 13.400	12.650	12.800	14.750	13.000	10.150	76.750
				Place: 29	36T	48	40T	45T	62	40

2012 Winter Cup Prelims

Meet Results







Feb 2, 2012

Rank	Num	Name	Gym							AA
41	64	Miguel Pineda	Penn State	Diff: 5.500	5.800	6.300	5.800	5.700	3.400	
				Exec: 7.600	6.350	7.950	7.850	8.050	6.500	
				ND: .	.	.	-0.100	.	.	
				Final: 13.100	12.150	14.250	13.550	13.750	9.900	76.700
				Place: 37T	44T	12	56T	31	63	41
42	85	Andrew Botto	Stanford	Diff: 4.700	4.900	5.500	6.200	4.500	4.600	
				Exec: 7.550	7.150	7.450	9.150	7.550	7.500	
				ND: .	.	.	-0.100	.	.	
				Final: 12.250	12.050	12.950	15.250	12.050	12.100	76.650
				Place: 54T	47	45T	26T	58	48T	42
43	33	David Frankl	US Gym Dev Ctr II	Diff: 4.800	5.700	5.300	4.600	4.800	4.200	
				Exec: 6.250	7.150	7.850	8.950	8.300	8.100	
				ND:	
				Final: 11.050	12.850	13.150	13.550	13.100	12.300	76.000
				Place: 64	33	41	56T	44	45T	43
44	52	Alex Powarzynski	SCATS	Diff: 4.400	4.300	4.500	6.200	5.300	4.700	
				Exec: 7.900	7.700	7.200	8.600	7.600	7.850	
				ND: -0.300	.	.	-0.300	.	.	
				Final: 12.000	12.000	11.700	14.500	12.900	12.550	75.650
				Place: 60	48T	61	45	49T	38T	44
45	83	Kevin Ko	Golden Bear	Diff: 5.400	4.000	4.500	6.200	4.800	4.700	
				Exec: 6.750	6.150	6.850	7.650	9.000	8.700	
				ND: -0.100	.	.	-0.300	.	.	
				Final: 12.050	10.150	11.350	13.550	13.800	13.400	74.300
				Place: 59	64	63	56T	27T	22T	45
46	21	Andrew Rickly	Hocking Valley	Diff: 5.300	3.300	5.100	5.400	5.400	4.900	
				Exec: 7.800	4.000	8.500	8.800	8.400	7.200	
				ND:	
				Final: 13.100	7.300	13.600	14.200	13.800	12.100	74.100
				Place: 37T	70	25T	49T	27*	48T	46
47	12	Joshua Yee	Hawaiian Island Twis	Diff: 4.800	3.000	4.700	6.200	4.900	4.000	
				Exec: 7.400	5.100	8.300	8.800	8.950	5.400	
				ND:	
				Final: 12.200	8.100	13.000	15.000	13.850	9.400	71.550
				Place: 58	69	44	35T	24T	64	47
48	14	Trevor Howard	Hocking Valley	Diff: 6.000	4.300	5.700	6.600	5.000	4.800	
				Exec: 7.250	2.400	6.950	8.800	5.400	7.250	
				ND: -0.300	
				Final: 12.950	6.700	12.650	15.400	10.400	12.050	70.150
				Place: 42T	71	52T	22T	65T	50T	48
49	6	Stacey Ervin	Michigan	Diff: 6.000	5.200	0.000	6.600	5.400	4.600	
				Exec: 7.950	6.750	0.000	9.100	8.400	7.350	
				ND:	
				Final: 13.950	11.950	0.000	15.700	13.800	11.950	67.350
				Place: 17T	53*	67*	9T	27*	52T	49
50	15	Andrew Elkind	USOTC	Diff: 5.800	5.600	5.400	0.000	6.200	5.400	
				Exec: 8.100	7.500	8.000	0.000	7.900	6.400	
				ND:	
				Final: 13.900	13.100	13.400	0.000	14.100	11.800	66.300
				Place: 19T	27	31T	60*	18T	54T	50

2012 Winter Cup Prelims

Meet Results







Feb 2, 2012

Rank	Num	Name	Gym							AA
51	66	Austin Phillips	Illinois	Diff: 5.700	5.000	5.600	0.000	6.100	5.200	
				Exec: 6.600	7.900	6.950	0.000	7.600	8.200	
				ND:						
				Final: 12.300	12.900	12.550	0.000	13.700	13.400	64.850
				Place: 53	31T	55	60*	32T	22T	51
52	91	Allan Bower	Xtreme	Diff: 5.000	4.700	0.000	5.800	5.000	4.600	
				Exec: 7.400	7.500	0.000	8.400	8.000	7.450	
				ND:						
				Final: 12.400	12.200	0.000	14.200	13.000	12.050	63.850
				Place: 51T	43	67*	49T	45T	50T	52
53	90	Kevin Baker	Queen City	Diff: 2.100	3.900	5.700	6.600	4.900	4.600	
				Exec: 8.100	6.100	7.500	7.300	6.400	8.750	
				ND: -8.000			-0.300			
				Final: 2.200	10.000	13.200	13.600	11.300	13.350	63.650
				Place: 65	66	39T	54T	62	24T	53
54	87	Wasef Burbar	Penn State	Diff: 5.500	5.300	0.000	5.400	5.200	5.800	
				Exec: 5.800	6.850	0.000	8.950	7.200	6.750	
				ND:			-0.100			
				Final: 11.300	12.150	0.000	14.250	12.400	12.550	62.650
				Place: 63	44T	67*	48	57	38T	54
55	59	Samuel Mikulak	Michigan	Diff: 0.000	6.100	5.600	0.000	6.000	6.200	
				Exec: 0.000	6.600	8.900	0.000	9.250	8.600	
				ND:						
				Final: 0.000	12.700	14.500	0.000	15.250	14.800	57.250
				Place: 66*	35	6T	60*	5	4	55
56	36	Paul Hamm	Swiss Turners	Diff: 6.200	5.900	0.000	6.000	6.000	0.000	
				Exec: 7.700	7.150	0.000	9.500	7.400	0.000	
				ND:			-0.100			
				Final: 13.900	13.050	0.000	15.400	13.400	0.000	55.750
				Place: 19T	28T	67*	22T	38	65*	56
57	45	Jesse Glenn	SCATS	Diff: 0.000	4.900	5.300	0.000	5.300	5.800	
				Exec: 0.000	7.650	8.300	0.000	8.550	7.650	
				ND:						
				Final: 0.000	12.550	13.600	0.000	13.850	13.450	53.450
				Place: 66*	38	25T	60*	24T	19T	57
58	35	Spencer Johnson	Cypress Academy	Diff: 5.600	4.100	4.400	6.200	0.000	0.000	
				Exec: 7.200	7.450	9.000	9.050	0.000	0.000	
				ND:				0.000		
				Final: 12.800	11.550	13.400	15.250	0.000	0.000	53.000
				Place: 46	60T	31T	26T	68*	65*	58
59	78	Christopher Stehl	Oklahoma	Diff: 5.200	0.000	5.900	0.000	5.600	4.500	
				Exec: 8.450	0.000	7.950	0.000	7.200	6.900	
				ND:						
				Final: 13.650	0.000	13.850	0.000	12.800	11.400	51.700
				Place: 25T	72*	21	60*	51T	58T	59
60	68	Kanji Oyama	SCATS	Diff: 5.700	4.900	0.000	6.200	0.000	4.800	
				Exec: 6.550	6.700	0.000	9.350	0.000	7.000	
				ND:						
				Final: 12.250	11.600	0.000	15.550	0.000	11.800	51.200
				Place: 54T	58T	67*	18*	68*	54T	60

2012 Winter Cup Prelims

Meet Results







Feb 2, 2012

Rank	Num	Name	Gym							AA
61	44	Charles Tamayo	Universal	Diff: 5.600	3.900	6.000	6.600	0.000	0.000	
				Exec: 7.500	6.700	6.350	7.850	0.000	0.000	
				ND: .	.	.	-0.300	.	.	
				Final: 13.100	10.600	12.350	14.150	0.000	0.000	50.200
				Place: 37T	63	57	52T	68*	65*	61
62	63	Sean Regan	Ohio State	Diff: 5.900	5.100	0.000	0.000	5.600	5.200	
				Exec: 7.050	6.550	0.000	0.000	8.350	5.350	
				ND: -0.100	
				Final: 12.850	11.650	0.000	0.000	13.950	10.550	49.000
				Place: 44T	56T	67*	60*	22	61	62
63	32	Randall Heflin	Cypress Academy	Diff: 0.000	6.200	0.000	6.600	6.100	0.000	
				Exec: 0.000	8.450	0.000	8.700	8.750	0.000	
				ND: .	.	.	-0.300	.	.	
				Final: 0.000	14.650	0.000	15.000	14.850	0.000	44.500
				Place: 66*	5	67*	35T	8	65*	63
64	34	Glen Ishino	Cal Berkeley	Diff: 5.800	6.700	0.000	0.000	5.600	0.000	
				Exec: 8.600	8.950	0.000	0.000	7.750	0.000	
				ND:	
				Final: 14.400	15.650	0.000	0.000	13.350	0.000	43.400
				Place: 7	1	67*	60*	39	65*	64
65	24	Jacob Dalton	Oklahoma	Diff: 0.000	0.000	6.100	0.000	6.300	6.400	
				Exec: 0.000	0.000	8.400	0.000	8.600	6.950	
				ND:	
				Final: 0.000	0.000	14.500	0.000	14.900	13.350	42.750
				Place: 66*	72*	6T	60*	7	24T	65
66	46	Presten Ellsworth	Oklahoma	Diff: 5.600	0.000	5.100	6.200	0.000	0.000	
				Exec: 7.700	0.000	9.000	9.100	0.000	0.000	
				ND: -0.100	
				Final: 13.200	0.000	14.100	15.300	0.000	0.000	42.600
				Place: 35	72*	17T	25	68*	65*	66
67	56	Alexander Naddour	USA Youth	Diff: 6.100	6.300	0.000	0.000	0.000	5.100	
				Exec: 8.200	6.650	0.000	0.000	0.000	7.900	
				ND:	
				Final: 14.300	12.950	0.000	0.000	0.000	13.000	40.250
				Place: 11T	30	67*	60*	68*	32	67
68T	80	Ty Echard	Ohio State	Diff: 0.000	6.600	0.000	0.000	4.000	5.000	
				Exec: 0.000	8.150	0.000	0.000	6.400	7.300	
				ND:	
				Final: 0.000	14.750	0.000	0.000	10.400	12.300	37.450
				Place: 66*	4	67*	60*	65T	45T	68T
68T	25	Cameron Deer	Cypress Academy	Diff: 0.000	5.900	4.900	0.000	6.000	0.000	
				Exec: 0.000	7.000	7.100	0.000	6.550	0.000	
				ND:	
				Final: 0.000	12.900	12.000	0.000	12.550	0.000	37.450
				Place: 66*	31T	59	60*	55T	65*	68T
70	7	Logan Melander	Black Hills	Diff: 0.000	3.900	4.800	0.000	4.200	0.000	
				Exec: 0.000	8.100	8.250	0.000	7.800	0.000	
				ND:	
				Final: 0.000	12.000	13.050	0.000	12.000	0.000	37.050
				Place: 66*	48T	42T	60*	59	65*	70

2012 Winter Cup Prelims

Meet Results

Feb 2, 2012

Rank	Num	Name	Gym							AA
71	89	Konner Ackerman	Metropolitan	Diff: 5.200	4.700	4.200	0.000	0.000	0.000	
				Exec: 8.150	6.900	6.900	0.000	0.000	0.000	
				ND: -0.300						
				Final: 13.050	11.600	11.100	0.000	0.000	0.000	35.750
				Place: 40T	58T	65	60*	68*	65*	71
72	62	Jesse Himmelsbach	Queen City	Diff: 0.000	4.200	0.000	0.000	3.700	4.900	
				Exec: 0.000	5.500	0.000	0.000	6.950	7.400	
				ND:						
				Final: 0.000	9.700	0.000	0.000	10.650	12.300	32.650
				Place: 66*	68	67*	60*	64	45T	72
73	82	Steven Lacombe	Cal Berkeley	Diff: 0.000	0.000	6.100	6.600	0.000	0.000	
				Exec: 0.000	0.000	7.500	8.100	0.000	0.000	
				ND:						
				Final: 0.000	0.000	13.600	14.700	0.000	0.000	28.300
				Place: 66*	72*	25T	43T	68*	65*	73
74	71	Troy Nitzky	Oklahoma	Diff: 0.000	5.600	6.100	0.000	0.000	0.000	
				Exec: 0.000	7.650	8.350	0.000	0.000	0.000	
				ND:						
				Final: 0.000	13.250	14.450	0.000	0.000	0.000	27.700
				Place: 66*	21	8	60*	68*	65*	74
75	26	Ian Makowske	Team Mikey's Way	Diff: 5.600	0.000	0.000	0.000	0.000	6.200	
				Exec: 7.350	0.000	0.000	0.000	0.000	8.050	
				ND:						
				Final: 12.950	0.000	0.000	0.000	0.000	14.250	27.200
				Place: 42T	72*	67*	60*	68*	9T	75
76	67	Landon Funicello	William and Mary	Diff: 0.000	0.000	6.400	0.000	5.000	0.000	
				Exec: 0.000	0.000	7.650	0.000	6.250	0.000	
				ND:						
				Final: 0.000	0.000	14.050	0.000	11.250	0.000	25.300
				Place: 66*	72*	19	60*	63	65*	76
77	9	Michael Wilner	Illinois	Diff: 0.000	0.000	5.700	0.000	0.000	0.000	
				Exec: 0.000	0.000	7.850	0.000	0.000	0.000	
				ND:						
				Final: 0.000	0.000	13.550	0.000	0.000	0.000	13.550
				Place: 66*	72*	28	60*	68*	65*	77
78	28	Anthony Sacramento	Illinois	Diff: 0.000	0.000	6.400	0.000	0.000	0.000	
				Exec: 0.000	0.000	7.000	0.000	0.000	0.000	
				ND:						
				Final: 0.000	0.000	13.400	0.000	0.000	0.000	13.400
				Place: 66*	72*	31T	60*	68*	65*	78
79	11	Jonathan Horton	Cypress Academy	Diff: 0.000	5.500	0.000	0.000	0.000	0.000	
				Exec: 0.000	6.750	0.000	0.000	0.000	0.000	
				ND:						
				Final: 0.000	12.250	0.000	0.000	0.000	0.000	12.250
				Place: 66*	42	67*	60*	68*	65*	79
80	31	Daniel Button	Apollo	Diff: 0.000	0.000	0.000	0.000	0.000	0.000	
				Exec: 0.000	0.000	0.000	0.000	0.000	0.000	
				ND:						
				Final: 0.000	0.000	0.000	0.000	0.000	0.000	0.000
				Place: 66*	72*	67*	60*	68*	65*	80