








2012 ELITE CANADA

Men's Artistic Gymnastics

Mississauga • Hershey Sports Zone • Feb. 17-19

* CORRECTION

Fri, Feb. 17

SENIOR MEN — Day 1																								
ID #	Gymnast's Name	Prov / Club	YOB	D	Score	Rank	D	Score	Rank	D	Score	Rank	D	Score	Rank	D	Score	Rank	D	Score	Rank			
380	Robert Watson	Richmond Gymnastics		5.9	15.200	1	4.5	12.900	7	5.8	13.700	5	5.8	14.850	9	5.5	13.800	3	5.3	13.650	2	32.8	84.100	1
390	Anderson Loran	Taiso Gymnastics		5.6	13.100	7-T	5.2	14.300	3	5.1	13.800	3	6.2	15.150	4	5.5	13.450	5	6.2	14.050	1	33.8	83.850	2
356	Hugh Smith	Halifax ALTA		5.8	14.400	3	5.1	13.400	4	4.6	13.150	8	6.6	15.750	1	5.1	13.000	7-T	4.8	13.450	3	32.0	83.150	3
342	Tariq Dowers	Mississauga Gym		5.2	14.150	4	5.2	12.500	12	5.4	13.750	4	6.2	15.100	5-T	5.0	13.700	4	5.1	13.250	4	32.1	82.450	4
371	Simon Porter	TGI		5.3	12.200	13	5.1	13.200	5	5.8	14.400	2	6.2	15.350	2	5.1	12.950	9	4.0	11.200	14	31.5	79.300	5
377	Jason Scott	Richmond Gymnastics		5.2	10.600	17	5.2	14.350	2	5.6	13.650	6	6.2	15.050	8	5.0	12.850	11	5.0	11.750	12	32.2	78.250	6
320	Mathieu Csukassy	Club IMCO		6.0	12.900	10-T	4.2	12.850	8	4.7	12.650	10	6.2	15.100	5-T	5.2	11.800	16	5.4	12.900	5	31.7	78.200	7
205	Kevin Quon	U Of Calgary		5.3	12.500	12	4.6	12.150	14	5.6	13.450	7	5.8	14.300	13	4.7	13.100	6	4.8	11.850	10-T	30.8	77.350	8
376	Devy Dyson	Richmond Gymnastics		4.4	13.400	5	4.2	12.350	13	4.8	12.300	11	4.6	13.500	16-T	4.5	12.200	14	4.0	12.400	8	26.5	76.150	9
355	Evan Cruz	Halifax ALTA		4.3	12.900	10-T	4.7	12.700	10	3.9	11.650	15	5.4	14.450	11	4.0	12.150	15	3.8	11.850	10-T	26.1	75.700	10
365	Mattie Sergeant	Loyalist		5.1	11.450	14-T	4.6	11.650	15	5.0	13.050	9	4.2	13.550	15	4.9	13.000	7-T	4.1	11.250	13	27.9	73.950	11
318	David Boucher	Club IMCO		4.6	11.450	14-T	5.0	12.750	9	4.4	11.700	14	5.4	14.350	12	4.2	12.700	12	4.2	10.700	16	27.8	73.650	12
358	scott chandler	Island Gymnastics		4.5	13.100	7-T	4.1	11.500	16	4.1	11.250	16	5.4	14.650	10	4.2	12.650	13	3.3	9.650	17	25.6	72.800	13
391	Trevor McArthur	Taiso Gymnastics		4.9	13.350	6	3.8	12.600	11	5.2	11.850	13	5.4	14.200	14	4.4	9.950	17	3.9	10.750	15	27.6	72.700	14
388	Curtis Graves	Taiso Gymnastics		4.4	11.400	16	4.3	10.550	17	4.7	12.250	12	5.4	13.200	18	3.8	8.400	18	5.0	12.800	7	27.6	68.600	15
204	Mattson Moore	U Of Calgary		5.0	13.100	7-T	5.2	13.050	6				5.8	13.500	16-T	4.8	12.900	10	5.0	12.050	9	25.8	64.600	16
328	Scott Morgan	Flicka Gymnastics		6.2	14.700	2				6.4	15.250	1	6.2	15.100	5-T							18.8	45.050	17
313	Jackson Payne	Capital City					6.0	14.950	1							5.9	13.850	2	6.5	12.850	6	18.4	41.650	18
203	Nathan Gafuik	U Of Calgary											6.6	15.300	3	6.2	14.700	1				12.8	30.000	19
309	Bobby Kriangkum *	Thailand (Capital City)		5.6	13.500		4.4	11.350		5.8	13.750		6.2	14.850		4.9	12.850		5.2	12.550		32.1	78.850	*