








2012 ELITE CANADA

Men's Artistic Gymnastics

Mississauga • Hershey Sports Zone • Feb. 17-19

Fri. Feb. 17

HP ARGO MEN – Day 1				 Floor/Sol			 Pommels/Arçons			 Rings/Anneaux			 Vault/Saut			 P. Bars/Barres p.			 Hor. Bar / Barre f.			 ALL AROUND / TOTAL		
ID #	Gymnast's Name	Prov / Club	YOB	D	Score	Rank	D	Score	Rank	D	Score	Rank	D	Score	Rank	D	Score	Rank	D	Score	Rank	D	Score	Rank
332	Ryan Oehrlein	Gold Medal		5.0	13.800	7	5.0	14.700	1	5.0	14.450	1	5.0	14.350	1	5.0	14.650	1-T	5.0	13.700	4	30.0	85.650	1
398	Anthony Tawfik	Futures		5.0	14.450	1	5.0	14.600	2	5.0	14.350	2	5.0	14.000	3-T	5.0	14.650	1-T	5.0	13.200	10	30.0	85.250	2
327	Peter Yeats	Club IMCO		5.0	13.600	8-T	5.0	13.950	4-T	5.0	13.750	3	5.0	13.900	8-T	5.0	14.050	6	5.0	14.500	1	30.0	83.750	3
397	Jonathan Scripnick	Futures		5.0	13.900	3-T	5.0	13.350	12-T	5.0	13.300	5	5.0	14.250	2	5.0	14.450	3	5.0	14.400	2	30.0	83.650	4
364	Olivier Menezes Thibault	Laval Excellence		5.0	13.450	11	4.5	13.350	12-T	4.5	13.350	4	5.0	13.950	5-T	5.0	14.250	5	4.5	13.500	7	28.5	81.850	5
394	Ethan Chin	Futures		5.0	13.500	10	5.0	14.100	3	5.0	12.900	8	5.0	13.300	19-T	5.0	14.300	4	5.0	13.550	5-T	30.0	81.650	6
363	Laurent Gosselin Paradis	Laval Excellence		5.0	14.050	2	4.0	13.400	11	4.0	13.000	6-T	5.0	14.000	3-T	5.0	13.150	12-T	4.5	13.550	5-T	27.5	81.150	7
340	David Sandro	Gold Medal		4.0	12.900	13-T	4.0	13.950	4-T	4.0	12.850	9-T	4.0	12.950	26-T	4.0	13.600	8	4.0	13.450	8	24.0	79.700	8
307	Elijah Thompson	Calgary Gymnastics		5.0	13.850	5-T	5.0	13.850	7	5.0	12.400	12-T	4.5	13.450	13-T	5.0	12.650	16	4.5	13.250	9	29.0	79.450	9
360	William Emard	Laval Excellence		5.0	13.900	3-T	4.5	13.100	16-T	4.5	12.300	15-T	5.0	13.800	11	3.5	12.150	21	4.5	12.700	13	27.0	77.950	10
305	Antonio Fernandes	Calgary Gymnastics		4.1	12.900	13-T	5.0	13.450	10	5.0	11.850	19	4.5	13.050	25	5.0	11.950	22	4.5	13.850	3	28.1	77.050	11
341	Elel Baker	Mississauga Gym		4.5	13.600	8-T	5.0	13.950	4-T	4.5	12.850	9-T	5.0	12.800	29-T	4.5	13.550	9	4.5	9.450	27	28.0	76.200	12
345	Darian Modasi	Mississauga Gym		4.5	13.850	5-T	4.5	12.950	18-T	4.5	12.300	15-T	5.0	13.900	8-T	4.5	13.350	11	4.5	9.750	25	27.5	76.100	13
395	Michael Clermont	Futures		2.9	10.500	27	4.0	13.700	8	4.5	13.000	6-T	4.5	13.200	22-T	4.5	13.000	14	4.0	12.350	16	24.4	75.750	14
304	Dillon Eades	Calgary Gymnastics		5.0	12.050	21	5.0	13.200	15	5.0	11.350	21	5.0	13.200	22-T	5.0	13.400	10	5.0	12.500	15	30.0	75.700	15
393	Jason Bruce	Futures		5.0	11.000	24	5.0	12.000	25	5.0	12.350	14	5.0	13.400	15-T	5.0	13.150	12-T	5.0	12.600	14	30.0	74.500	16
316	Napoléon Côté	Club Gymnamic		4.0	12.900	13-T	4.0	12.950	18-T	4.0	11.150	22-T	4.5	13.950	5-T	4.0	12.200	20	4.0	11.200	19	24.5	74.350	17
202	Cohen Kiers	Twisters		5.0	12.350	19	5.0	11.750	27	5.0	11.600	20	5.0	13.400	15-T	5.0	13.650	7	5.0	10.400	22	30.0	73.150	18
351	Christopher Bearne	Halifax ALTA		4.5	12.800	16	5.0	13.650	9	4.5	12.400	12-T	4.5	13.250	21	4.5	11.000	26	4.5	9.850	24	27.5	72.950	19
369	Nicolas Cruz	Marble Gymnastics		3.8	10.800	25-T	4.0	13.100	16-T	5.0	10.250	26	4.5	13.100	24	4.0	11.750	24	4.5	12.850	11-T	25.8	71.850	20
317	Félix Blaquière	Club IMCO		3.8	12.400	18	4.0	12.850	20	4.0	9.050	28	4.5	13.350	17-T	4.0	12.500	17	4.0	11.350	17-T	24.3	71.500	21
350	Isaac Girard	Gym-Richelieu		2.5	10.300	28	4.0	12.600	22	4.0	12.000	18	4.5	13.900	8-T	4.0	12.300	19	4.0	10.050	23	23.0	71.150	22
367	Josh Ukwesa	Loyalist		2.5	11.850	22	4.0	13.300	14	4.0	8.700	30	4.5	13.450	13-T	1.8	9.900	28-T	4.0	12.850	11-T	20.8	70.050	23
346	Minh Ngo	Mississauga Gym		3.8	10.800	25-T	5.0	12.050	24	5.0	11.150	22-T	5.0	13.350	17-T	5.0	12.750	15	5.0	9.700	26	28.8	69.800	24
301	Reilly Bowen	Calgary Gymnastics		4.1	10.200	29	5.0	12.800	21	5.0	10.400	25	5.0	13.550	12	5.0	11.800	23	5.0	10.750	20	29.1	69.500	25
359	Sam Gillis	Island Gymnastics		4.0	11.350	23	4.0	11.300	29	4.0	10.100	27	4.0	12.750	31	4.0	11.100	25	4.0	10.600	21	24.0	67.200	26
324	Guillaume Landry	Club IMCO		4.5	13.300	12				4.5	10.750	24	4.5	12.950	26-T	4.5	12.450	18	4.5	11.350	17-T	22.5	60.800	27-T
319	Léonard Bourdages	Club IMCO		4.5	12.300	20	4.5	12.200	23	4.5	12.550	11	4.5	12.800	29-T	4.5	10.950	27				22.5	60.800	27-T
331	Jeremy Meneses	Gold Medal		3.2	8.950	30	5.0	11.400	28	5.0	8.750	29	5.0	13.950	5-T	2.7	8.800	30	5.0	7.350	28	25.9	59.200	29
357	Alex Watters	Halifax ALTA		5.0	12.450	17	4.5	11.150	30	4.5	12.300	15-T	4.5	13.300	19-T	1.5	8.050	31				20.0	57.250	30
329	Mitchell Holloway	Gold Medal		2.5	8.850	31	4.0	11.850	26	4.0	8.500	31	4.0	12.850	28	2.6	9.900	28-T				17.1	51.950	31