







2011 Winter Cup Prelims

Meet Results







Feb 3, 2011

Rank	Num	Name	Gym							AA
1	24	Jacob Dalton	Oklahoma	Diff: 6.900	4.700	6.100	7.400	6.100	6.100	
				Exec: 9.000	7.500	8.450	8.650	9.150	8.150	
				ND: .	.	.	-0.100	.	.	
				Final: 15.900	12.200	14.550	15.950	15.250	14.250	88.100
				Place: 1	17	3	1	5	3	1
2	41	Danell Leyva	Hilton HHonors/Univ	Diff: 6.100	4.700	5.900	6.200	6.600	7.400	
				Exec: 8.300	7.550	8.500	9.050	8.850	8.600	
				ND: -0.300	
				Final: 14.100	12.250	14.400	15.250	15.450	16.000	87.450
				Place: 16	16	4	4	2	1	2
3	34	Glen Ishino	Berkeley	Diff: 6.200	6.400	5.600	6.200	6.200	5.500	
				Exec: 8.450	8.500	8.300	8.950	9.150	7.450	
				ND:	
				Final: 14.650	14.900	13.900	15.150	15.350	12.950	86.900
				Place: 10T	2	9T	6*	3	22	3
4	15	Andrew Elkind	Hilton HHonors/OTC	Diff: 5.800	5.800	5.700	5.800	6.200	6.100	
				Exec: 8.900	6.750	8.550	9.200	9.300	7.900	
				ND:	
				Final: 14.700	12.550	14.250	15.000	15.500	14.000	86.000
				Place: 8*	15	5	9T	1	6T	4
5	36	CJ Maestas	USOTC	Diff: 5.900	5.900	7.000	6.200	5.700	5.600	
				Exec: 8.550	7.200	8.450	8.950	8.450	7.800	
				ND:	
				Final: 14.450	13.100	15.450	15.150	14.150	13.400	85.700
				Place: 13	4	1	6*	16T	14	5
6	56	Alexander Naddour	Oklahoma	Diff: 5.800	5.500	5.600	6.200	5.300	5.600	
				Exec: 8.500	8.100	8.450	8.450	8.950	8.450	
				ND:	
				Final: 14.300	13.600	14.050	14.650	14.250	14.050	84.900
				Place: 15	3	7	14T	15	5	6
7	50	Steven Legendre	Oklahoma	Diff: 6.700	5.000	5.800	6.600	5.800	6.000	
				Exec: 8.800	5.600	8.050	9.050	8.600	8.000	
				ND:	
				Final: 15.500	10.600	13.850	15.650	14.400	14.000	84.000
				Place: 2	28	11	2	12	6T	7
8T	73	Paul Ruggeri III	Illinois	Diff: 6.700	5.100	5.400	7.000	6.200	7.100	
				Exec: 8.500	6.000	7.100	7.800	8.300	8.550	
				ND: -0.100	.	.	-0.300	.	.	
				Final: 15.100	11.100	12.500	14.500	14.500	15.650	83.350
				Place: 4	26T	22T	18T	9T	2	8T
8T	57	Sho Nakamori	Champions Academy	Diff: 5.800	5.700	5.700	5.400	6.100	5.300	
				Exec: 8.850	7.150	7.150	9.150	9.200	7.850	
				ND:	
				Final: 14.650	12.850	12.850	14.550	15.300	13.150	83.350
				Place: 10T	6*	16T	16T	4	17	8T
10	30	Jake Martin	Orlando Metro	Diff: 6.000	5.300	5.200	6.200	5.200	5.700	
				Exec: 8.350	7.550	8.350	8.750	8.150	8.200	
				ND:	
				Final: 14.350	12.850	13.550	14.950	13.350	13.900	82.950
				Place: 14	6T	13	12	28	9T	10

2011 Winter Cup Prelims

Meet Results







Feb 3, 2011

Rank	Num	Name	Gym							AA
11	12	Joseph Hagerty	Hilton HHonors/OTC	Diff: 6.500	5.700	4.700	6.200	6.000	6.300	
				Exec: 8.400	5.950	8.350	8.200	8.850	7.550	
				ND: _____	_____	_____	-0.300	_____	_____	
				Final: 14.900	11.650	13.050	14.100	14.850	13.850	82.400
				Place: 7	23	15	23T	7	11	11
12	1	Wesley Haagensen	Hilton HHonors/OTC	Diff: 4.900	5.700	6.300	6.200	6.000	6.200	
				Exec: 6.900	7.150	8.800	9.000	8.500	6.300	
				ND: _____	_____	_____	_____	_____	_____	
				Final: 11.800	12.850	15.100	15.200	14.500	12.500	81.950
				Place: 26	6*	2	5	9T	25T	12
13	53	Tyler Mizoguchi	Illinois	Diff: 5.800	5.700	6.000	3.000	6.200	5.200	
				Exec: 9.250	7.150	6.700	9.100	9.000	8.750	
				ND: _____	_____	_____	_____	_____	_____	
				Final: 15.050	12.850	12.700	12.100	15.200	13.950	81.850
				Place: 5	6T	21	31	6	8	13
14	10	Alexy Bilozertchev	Hilton HHonors/OTC	Diff: 5.800	5.800	5.100	6.800	5.800	5.000	
				Exec: 8.850	7.250	8.150	8.300	7.250	7.750	
				ND: _____	_____	_____	-0.100	_____	_____	
				Final: 14.650	13.050	13.250	15.000	13.050	12.750	81.750
				Place: 10T	5	14	9T	29*	24	14
15	3	Donothan Bailey	Berkeley	Diff: 5.800	5.800	5.500	6.200	5.800	5.800	
				Exec: 7.550	6.800	8.650	8.300	8.800	7.300	
				ND: -0.600	_____	_____	_____	_____	_____	
				Final: 12.750	12.600	14.150	14.500	14.600	13.100	81.700
				Place: 24	12T	6	18T	8	18T	15
16	27	Christopher Stehl	Oklahoma	Diff: 5.100	5.300	5.700	5.400	5.000	4.900	
				Exec: 8.750	6.400	8.050	8.500	9.350	9.000	
				ND: _____	_____	_____	_____	_____	_____	
				Final: 13.850	11.700	13.750	13.900	14.350	13.900	81.450
				Place: 18	22	12	26T	13T	9T	16
17	49	Sean Melton	Orlando Metro	Diff: 6.000	5.300	4.300	6.200	5.300	5.000	
				Exec: 8.050	7.300	8.550	7.700	8.250	8.000	
				ND: _____	_____	_____	_____	_____	_____	
				Final: 14.050	12.600	12.850	13.900	13.550	13.000	79.950
				Place: 17	12T	16T	26T	24T	20T	17
18	88	Jordan Valdez	Illinois	Diff: 5.300	4.700	4.800	5.800	5.400	5.000	
				Exec: 7.400	7.400	7.700	8.600	8.500	9.150	
				ND: _____	_____	_____	-0.300	_____	_____	
				Final: 12.700	12.100	12.500	14.100	13.900	14.150	79.450
				Place: 25	19T	22T	23T	21	4	18
19	48	Maximilian Mayr	Universal	Diff: 4.300	4.900	6.000	5.800	5.200	5.300	
				Exec: 6.650	7.200	7.900	8.700	9.300	7.950	
				ND: -0.300	_____	_____	_____	_____	_____	
				Final: 10.650	12.100	13.900	14.500	14.500	13.250	78.900
				Place: 32	19T	9T	18T	9T	15T	19
20	17	Timothy Wang	South Coast	Diff: 5.300	5.200	3.800	6.200	5.000	4.900	
				Exec: 8.400	6.650	7.750	8.450	9.150	7.600	
				ND: _____	_____	_____	_____	_____	_____	
				Final: 13.700	11.850	11.550	14.650	14.150	12.500	78.400
				Place: 20	21	25	14T	16T	25T	20

2011 Winter Cup Prelims

Meet Results

Feb 3, 2011

Rank	Num	Name	Gym							AA
21	51	Edward Mesa	Universal	Diff: 5.900	4.700	5.900	6.200	5.800	5.300	
				Exec: 7.700	5.650	6.850	8.250	7.250	8.250	
				ND:						
				Final: 13.600	10.350	12.750	14.450	13.050	13.550	77.750
				Place: 21	29	18T	21	29*	13	21
22	93	Tyler Evans	Springfield	Diff: 5.300	5.300	4.800	6.200	5.200	5.200	
				Exec: 7.750	4.250	6.950	8.900	8.950	7.650	
				ND:						
				Final: 13.050	9.550	11.750	15.100	14.150	12.850	76.450
				Place: 23	30	24	8	16T	23	22
23	100	Matthew Felleman	New England Acad	Diff: 5.400	5.100	5.100	6.200	4.400	5.400	
				Exec: 6.650	6.200	7.650	8.600	6.800	7.850	
				ND: -0.500			-0.100			
				Final: 11.550	11.300	12.750	14.700	11.200	13.250	74.750
				Place: 27	25	18T	13	34	15T	23
24	47	Ellis Mannon	Indy	Diff: 4.700	5.100	4.500	5.400	4.800	4.600	
				Exec: 6.700	7.550	6.650	8.650	8.000	7.900	
				ND:						
				Final: 11.400	12.650	11.150	14.050	12.800	12.500	74.550
				Place: 29	11	27	25	31	25T	24
25	114	Jack Boyle	Premier	Diff: 5.000	4.500	4.900	5.800	5.100	4.400	
				Exec: 6.250	4.650	6.500	6.000	7.350	6.950	
				ND:						
				Final: 11.250	9.150	11.400	11.800	12.450	11.350	67.400
				Place: 30	32	26	32	33	29	25
26	84	Shaun Antonio	Eagle Ridge	Diff: 5.700	4.700	0.000	6.600	5.600	6.000	
				Exec: 8.100	4.700	0.000	6.000	7.000	7.000	
				ND:						
				Final: 13.800	9.400	0.000	12.600	12.600	13.000	61.400
				Place: 19	31	29*	30	32	20T	26
27	67	Daniel Ribeiro	Illinois	Diff: 5.800	6.800	0.000	6.600	5.200	0.000	
				Exec: 8.900	9.200	0.000	7.100	8.200	0.000	
				ND:			-0.100			
				Final: 14.700	16.000	0.000	13.600	13.400	0.000	57.700
				Place: 8*	1	29*	28	26T	31*	27
28	32	Randall Heflin	Hilton HHonors/HGA	Diff: 6.000	5.600	0.000	6.200	5.500	0.000	
				Exec: 9.000	7.100	0.000	9.100	8.350	0.000	
				ND:						
				Final: 15.000	12.700	0.000	15.300	13.850	0.000	56.850
				Place: 6	10	29*	3	22	31*	28
29	9	Chad Wiest	Illinois	Diff: 6.700	0.000	0.000	6.200	5.500	5.000	
				Exec: 8.600	0.000	0.000	8.350	8.850	7.100	
				ND:						
				Final: 15.300	0.000	0.000	14.550	14.350	12.100	56.300
				Place: 3	34*	29*	16T	13T	28	29
30	82	Nikolai Korepanov	Gym Force	Diff: 5.400	0.000	6.100	0.000	5.600	5.200	
				Exec: 8.050	0.000	7.900	0.000	8.050	7.900	
				ND:						
				Final: 13.450	0.000	14.000	0.000	13.650	13.100	54.200
				Place: 22	34*	8	33*	23	18T	30







2011 Winter Cup Prelims

Meet Results

Feb 3, 2011

Page: 4
Printed: 2/3/2011 5:06 PM

Men / SR
Session: 2

Rank	Num	Name	Gym							AA
31	121	Alex Strait	Champions Gym	Diff: 5.700	5.200	0.000	6.200	5.100	0.000	
				Exec: 5.750	6.950	0.000	8.900	8.950	0.000	
				ND: .	.	.	-0.100	.	.	
				Final: 11.450	12.150	0.000	15.000	14.050	0.000	52.650
				Place: 28	18	29*	9T	19T	31*	31
32	66	Austin Phillips	Illinois	Diff: 0.000	4.900	5.900	0.000	5.400	4.300	
				Exec: 0.000	6.200	6.850	0.000	8.000	4.350	
				ND:	
				Final: 0.000	11.100	12.750	0.000	13.400	8.650	45.900
				Place: 33*	26T	18T	33*	26T	30	32
33	54	Alec Robin	Victory	Diff: 5.200	3.800	4.000	6.200	0.000	0.000	
				Exec: 6.300	5.250	5.750	7.550	0.000	0.000	
				ND: -0.400	.	.	-0.300	.	.	
				Final: 11.100	9.050	9.750	13.450	0.000	0.000	43.350
				Place: 31	33	28	29	35	31*	33
34	109	Patrick McLaughlin	Temple	Diff: 0.000	5.600	0.000	0.000	5.500	5.500	
				Exec: 0.000	7.000	0.000	0.000	8.550	8.150	
				ND:	
				Final: 0.000	12.600	0.000	0.000	14.050	13.650	40.300
				Place: 33*	12T	29*	33*	19T	12	34
35	38	Spencer Smith	Metropolitan	Diff: 0.000	4.600	0.000	5.400	4.600	0.000	
				Exec: 0.000	7.000	0.000	8.900	8.950	0.000	
				ND:	
				Final: 0.000	11.600	0.000	14.300	13.550	0.000	39.450
				Place: 33*	24	29*	22	24T	31*	35