

2011 Winter Cup Prelims







Meet Results

Feb 3, 2011

Men / SR

Session: All







Judge's Signatures

Rank	Num	Name	Gym							AA
1	24	Jacob Dalton	Oklahoma	Diff: 6.900	4.700	6.100	7.400	6.100	6.100	
				Exec: 9.000	7.500	8.450	8.650	9.150	8.150	
				ND: _____	_____	_____	-0.100	_____	_____	
				Final: 15.900	12.200	14.550	15.950	15.250	14.250	88.100
				Place: 1	34T	4	2T	5	5	1
2	41	Danell Leyva	Hilton HHonors/Univ	Diff: 6.100	4.700	5.900	6.200	6.600	7.400	
				Exec: 8.300	7.550	8.500	9.050	8.850	8.600	
				ND: -0.300	_____	_____	_____	_____	_____	
				Final: 14.100	12.250	14.400	15.250	15.450	16.000	87.450
				Place: 23	33	5	10T	2	1	2
3	34	Glen Ishino	Berkeley	Diff: 6.200	6.400	5.600	6.200	6.200	5.500	
				Exec: 8.450	8.500	8.300	8.950	9.150	7.450	
				ND: _____	_____	_____	_____	_____	_____	
				Final: 14.650	14.900	13.900	15.150	15.350	12.950	86.900
				Place: 14T	3	14T	14*	3	41T	3
4	15	Andrew Elkind	Hilton HHonors/OTC	Diff: 5.800	5.800	5.700	5.800	6.200	6.100	
				Exec: 8.900	6.750	8.550	9.200	9.300	7.900	
				ND: _____	_____	_____	_____	_____	_____	
				Final: 14.700	12.550	14.250	15.000	15.500	14.000	86.000
				Place: 12*	27T	6	22T	1	10T	4
5	36	CJ Maestas	USOTC	Diff: 5.900	5.900	7.000	6.200	5.700	5.600	
				Exec: 8.550	7.200	8.450	8.950	8.450	7.800	
				ND: _____	_____	_____	_____	_____	_____	
				Final: 14.450	13.100	15.450	15.150	14.150	13.400	85.700
				Place: 18	11	1	14*	24T	27	5
6	56	Alexander Naddour	Oklahoma	Diff: 5.800	5.500	5.600	6.200	5.300	5.600	
				Exec: 8.500	8.100	8.450	8.450	8.950	8.450	
				ND: _____	_____	_____	_____	_____	_____	
				Final: 14.300	13.600	14.050	14.650	14.250	14.050	84.900
				Place: 22	5	11	30T	21T	8T	6
7	79	Jesse Silverstein	US Gym Dev Ctr II	Diff: 5.900	5.400	5.500	6.600	5.600	5.500	
				Exec: 8.600	7.050	8.700	7.900	9.250	8.200	
				ND: -0.100	_____	_____	_____	_____	_____	
				Final: 14.400	12.450	14.200	14.500	14.850	13.700	84.100
				Place: 19T	30T	7T	36T	7T	18	7
8	50	Steven Legendre	Oklahoma	Diff: 6.700	5.000	5.800	6.600	5.800	6.000	
				Exec: 8.800	5.600	8.050	9.050	8.600	8.000	
				ND: _____	_____	_____	_____	_____	_____	
				Final: 15.500	10.600	13.850	15.650	14.400	14.000	84.000
				Place: 2	66	16T	5	16T	10T	8
9	122	Joshua Dixon	Stanford	Diff: 6.500	5.100	5.200	6.400	6.000	5.500	
				Exec: 8.550	6.650	8.400	8.850	8.450	8.050	
				ND: _____	_____	_____	_____	_____	_____	
				Final: 15.050	11.750	13.600	15.250	14.450	13.550	83.650
				Place: 6T	46T	23T	10T	14T	21T	9
10T	73	Paul Ruggeri III	Illinois	Diff: 6.700	5.100	5.400	7.000	6.200	7.100	
				Exec: 8.500	6.000	7.100	7.800	8.300	8.550	
				ND: -0.100	_____	_____	-0.300	_____	_____	
				Final: 15.100	11.100	12.500	14.500	14.500	15.650	83.350
				Place: 4*	61T	59T	36T	10T	3	10T

2011 Winter Cup Prelims

Meet Results







Feb 3, 2011

Rank	Num	Name	Gym							AA
10T	57	Sho Nakamori	Champions Academy	Diff: 5.800	5.700	5.700	5.400	6.100	5.300	
				Exec: 8.850	7.150	7.150	9.150	9.200	7.850	
				ND:						
				Final: 14.650	12.850	12.850	14.550	15.300	13.150	83.350
				Place: 14T	15*	42T	34T	4	32	10T
12	30	Jake Martin	Orlando Metro	Diff: 6.000	5.300	5.200	6.200	5.200	5.700	
				Exec: 8.350	7.550	8.350	8.750	8.150	8.200	
				ND:						
				Final: 14.350	12.850	13.550	14.950	13.350	13.900	82.950
				Place: 21	15T	25	26	52T	13T	12
13	12	Joseph Hagerty	Hilton HHonors/OTC	Diff: 6.500	5.700	4.700	6.200	6.000	6.300	
				Exec: 8.400	5.950	8.350	8.200	8.850	7.550	
				ND:			-0.300			
				Final: 14.900	11.650	13.050	14.100	14.850	13.850	82.400
				Place: 9	50T	37T	53T	7T	15T	13
14	74	Mel Anton Santander	Michigan	Diff: 4.800	5.600	5.100	6.200	5.500	5.500	
				Exec: 7.450	7.150	8.350	8.900	8.900	8.550	
				ND:						
				Final: 12.250	12.750	13.450	15.100	14.400	14.050	82.000
				Place: 76	20	27T	17*	16T	8T	14
15	1	Wesley Haagenen	Hilton HHonors/OTC	Diff: 4.900	5.700	6.300	6.200	6.000	6.200	
				Exec: 6.900	7.150	8.800	9.000	8.500	6.300	
				ND:						
				Final: 11.800	12.850	15.100	15.200	14.500	12.500	81.950
				Place: 79	15*	2	12*	10T	58T	15
16T	53	Tyler Mizoguchi	Illinois	Diff: 5.800	5.700	6.000	3.000	6.200	5.200	
				Exec: 9.250	7.150	6.700	9.100	9.000	8.750	
				ND:						
				Final: 15.050	12.850	12.700	12.100	15.200	13.950	81.850
				Place: 6T	15T	53	84	6	12	16T
16T	28	Tim Gentry	Stanford	Diff: 6.100	5.000	6.600	6.600	5.600	5.400	
				Exec: 7.750	7.200	8.100	7.850	8.250	7.400	
				ND:						
				Final: 13.850	12.200	14.700	14.450	13.850	12.800	81.850
				Place: 32T	34T	3	42T	31T	48T	16T
18	101	Stacey Ervin	Mills USA	Diff: 5.900	4.500	5.100	6.200	4.500	4.100	
				Exec: 8.900	7.600	8.150	9.000	9.250	8.600	
				ND:						
				Final: 14.800	12.100	13.250	15.200	13.750	12.700	81.800
				Place: 10T	39T	32*	12*	34T	54	18
19	10	Alexy Bilozertchev	Hilton HHonors/OTC	Diff: 5.800	5.800	5.100	6.800	5.800	5.000	
				Exec: 8.850	7.250	8.150	8.300	7.250	7.750	
				ND:			-0.100			
				Final: 14.650	13.050	13.250	15.000	13.050	12.750	81.750
				Place: 14T	12	32*	22T	59*	50T	19
20	3	Donothan Bailey	Berkeley	Diff: 5.800	5.800	5.500	6.200	5.800	5.800	
				Exec: 7.550	6.800	8.650	8.300	8.800	7.300	
				ND: -0.600						
				Final: 12.750	12.600	14.150	14.500	14.600	13.100	81.700
				Place: 65	23T	10	36*	9	33T	20

2011 Winter Cup Prelims

Meet Results







Feb 3, 2011

Rank	Num	Name	Gym							AA
21	27	Christopher Stehl	Oklahoma	Diff: 5.100	5.300	5.700	5.400	5.000	4.900	
				Exec: 8.750	6.400	8.050	8.500	9.350	9.000	
				ND:						
				Final: 13.850	11.700	13.750	13.900	14.350	13.900	81.450
				Place: 32T	48T	19T	64T	18T	13T	21
22	8	Dylan Akers	Cypress Academy	Diff: 6.000	5.900	5.700	6.600	5.600	5.400	
				Exec: 8.050	7.050	7.750	8.550	7.100	7.400	
				ND:						
				Final: 14.050	12.950	13.450	15.150	12.700	12.800	81.100
				Place: 24T	13	27T	14T	68T	48T	22
23	49	Sean Melton	Orlando Metro	Diff: 6.000	5.300	4.300	6.200	5.300	5.000	
				Exec: 8.050	7.300	8.550	7.700	8.250	8.000	
				ND:						
				Final: 14.050	12.600	12.850	13.900	13.550	13.000	79.950
				Place: 24T	23T	42T	64T	44T	36T	23
24	43	Adrian De Los Angeles	SCATS	Diff: 5.500	4.600	5.400	6.200	5.700	4.600	
				Exec: 7.900	7.150	8.200	8.900	8.750	6.900	
				ND:						
				Final: 13.400	11.750	13.600	15.100	14.450	11.500	79.800
				Place: 49T	46T	23T	17*	14T	76	24
25	65	Chris Turner	Stanford	Diff: 4.900	5.800	5.200	6.200	5.000	4.300	
				Exec: 9.150	7.600	7.650	7.750	8.600	7.800	
				ND:			-0.300			
				Final: 14.050	13.400	12.850	13.650	13.600	12.100	79.650
				Place: 24T	7	42T	69T	41T	64T	25
26	83	Kevin Ko	Golden Bear	Diff: 5.300	4.600	4.500	6.200	4.800	5.000	
				Exec: 8.500	6.350	8.600	8.100	8.850	8.850	
				ND:			-0.100			
				Final: 13.800	10.950	13.100	14.200	13.650	13.850	79.550
				Place: 34T	64	35T	50T	38T	15T	26
27	88	Jordan Valdez	Illinois	Diff: 5.300	4.700	4.800	5.800	5.400	5.000	
				Exec: 7.400	7.400	7.700	8.600	8.500	9.150	
				ND:			-0.300			
				Final: 12.700	12.100	12.500	14.100	13.900	14.150	79.450
				Place: 66T	39T	59T	53T	30	6T	27
28	95	Aaron Fortunato	Minnesota	Diff: 5.100	5.400	4.600	5.400	5.600	5.500	
				Exec: 8.800	6.000	9.050	8.900	8.000	7.000	
				ND:						
				Final: 13.900	11.400	13.650	14.300	13.600	12.500	79.350
				Place: 31	54T	21T	47T	41T	58T	28
29	119	Donnell Whittenburg	Ultimate	Diff: 5.800	5.000	6.000	6.200	5.500	5.300	
				Exec: 6.950	7.350	7.050	8.900	7.600	7.650	
				ND:	-0.100					
				Final: 12.650	12.350	13.050	15.100	13.100	12.950	79.200
				Place: 68T	32	37T	17*	56T	41T	29
30	2	Thomas Kelley	Michigan	Diff: 5.600	4.500	5.900	5.800	5.900	5.700	
				Exec: 8.100	6.650	6.700	7.750	8.600	7.850	
				ND:						
				Final: 13.700	11.150	12.600	13.550	14.500	13.550	79.050
				Place: 36T	59T	54T	73T	10T	21T	30

2011 Winter Cup Prelims

Meet Results







Feb 3, 2011

Rank	Num	Name	Gym							AA
31	33	Matt Hicks	Elite	Diff: 4.700	4.400	5.000	5.400	4.800	5.000	
				Exec: 8.400	8.500	7.600	7.850	8.950	8.450	
				ND: .	.	.	-0.100	.	.	
				Final: 13.100	12.900	12.600	13.150	13.750	13.450	78.950
				Place: 54T	14	54*	80	34T	26	31
32	48	Maximilian Mayr	Universal	Diff: 4.300	4.900	6.000	5.800	5.200	5.300	
				Exec: 6.650	7.200	7.900	8.700	9.300	7.950	
				ND: -0.300	
				Final: 10.650	12.100	13.900	14.500	14.500	13.250	78.900
				Place: 88	39T	14T	36T	10T	29T	32
33	77	Jacob Dastrup	Arete	Diff: 5.600	5.400	4.800	5.800	4.900	5.000	
				Exec: 8.000	7.400	7.750	7.550	8.150	8.300	
				ND:	
				Final: 13.600	12.800	12.550	13.350	13.050	13.300	78.650
				Place: 42T	19	57T	77	59T	28	33
34	17	Timothy Wang	South Coast	Diff: 5.300	5.200	3.800	6.200	5.000	4.900	
				Exec: 8.400	6.650	7.750	8.450	9.150	7.600	
				ND:	
				Final: 13.700	11.850	11.550	14.650	14.150	12.500	78.400
				Place: 36T	44T	73	30T	24T	58T	34
35	118	Adam Al-Rokh	Temple	Diff: 4.900	5.100	5.500	5.400	5.100	4.700	
				Exec: 8.150	7.350	8.250	8.250	8.150	7.450	
				ND:	
				Final: 13.050	12.450	13.750	13.650	13.250	12.150	78.300
				Place: 57T	30T	19T	69*	54	63	35
36	102	Craig Hernandez	Buffalo Grove	Diff: 5.200	6.200	5.100	5.400	5.100	4.300	
				Exec: 8.750	7.050	7.200	8.400	8.400	7.100	
				ND:	
				Final: 13.950	13.250	12.300	13.800	13.500	11.400	78.200
				Place: 29T	8T	65	66	47T	77	36
37	45	Jesse Glenn	SCATS	Diff: 5.500	4.100	4.900	6.200	4.200	5.600	
				Exec: 8.250	5.300	8.750	9.300	8.000	8.550	
				ND: -0.500	
				Final: 13.250	9.400	13.650	15.500	12.200	14.150	78.150
				Place: 53	78T	21T	6	78T	6T	37
38	62	Jacoby Rubin	Buffalo Grove	Diff: 4.500	5.400	5.300	6.600	5.600	5.300	
				Exec: 7.150	7.200	8.200	7.900	7.300	7.700	
				ND: -0.100	.	.	-0.100	.	.	
				Final: 11.550	12.600	13.500	14.400	12.900	13.000	77.950
				Place: 82T	23T	26	44T	64	36T	38
39	51	Edward Mesa	Universal	Diff: 5.900	4.700	5.900	6.200	5.800	5.300	
				Exec: 7.700	5.650	6.850	8.250	7.250	8.250	
				ND:	
				Final: 13.600	10.350	12.750	14.450	13.050	13.550	77.750
				Place: 42T	71	49T	42T	59*	21T	39
40	14	Trevor Howard	Hocking Valley	Diff: 5.500	4.200	5.400	6.200	5.500	4.800	
				Exec: 8.500	5.000	7.400	8.200	8.700	7.850	
				ND:	
				Final: 14.000	9.200	12.800	14.400	14.200	12.650	77.250
				Place: 27T	80	46T	44T	23	55T	40

2011 Winter Cup Prelims

Meet Results







Feb 3, 2011

Rank	Num	Name	Gym							AA
41	19	Alexander Buscaglia	Stanford	Diff: 6.200 Exec: 7.750 ND: -0.300 Final: 13.650 Place: 39T	4.900 4.150	5.600 6.000	6.800 7.800	5.400 7.150	7.400 8.400	77.150 41
42	6	Joshua Wokurka	Minnesota	Diff: 5.800 Exec: 8.150 ND: -0.300 Final: 13.650 Place: 39T	4.700 6.600	5.500 7.250	5.800 9.000	4.600 6.400	4.900 8.600	77.000 42
43	99	Ronnie Ferris	Ohio Gym Inst	Diff: 5.200 Exec: 8.400 ND: . Final: 13.600 Place: 42T	5.300 6.000	4.600 7.150	5.400 8.900	5.200 8.500	5.100 7.000	76.750 43
44	42	Ryan Lieberman	Stanford	Diff: 5.500 Exec: 8.050 ND: . Final: 13.550 Place: 46T	5.300 5.200	6.000 6.850	6.200 8.300	5.700 6.600	5.700 7.300	76.700 44
45	104	Seung Tai Lee	Ohio State	Diff: 5.800 Exec: 6.850 ND: -0.200 Final: 12.450 Place: 73	5.100 6.550	6.600 6.200	6.200 7.800	5.500 6.650	5.900 7.600	76.550 45
46	93	Tyler Evans	Springfield	Diff: 5.300 Exec: 7.750 ND: . Final: 13.050 Place: 57*	5.300 4.250	4.800 6.950	6.200 8.900	5.200 8.950	5.200 7.650	76.450 46
47	4	Wyatt Aycock	Nebraska	Diff: 5.300 Exec: 7.750 ND: . Final: 13.050 Place: 57T	5.500 5.000	5.000 7.800	5.800 8.450	5.300 8.300	4.300 8.100	76.300 47
48T	69	Kanji Oyama	SCATS	Diff: 5.300 Exec: 7.750 ND: . Final: 13.050 Place: 57*	4.400 6.000	4.900 7.350	6.200 8.700	4.600 8.200	4.600 8.250	76.250 48T
48T	39	Eric Schryver	Nebraska	Diff: 4.700 Exec: 8.650 ND: . Final: 13.350 Place: 52	6.200 6.350	5.100 7.850	4.000 8.450	5.400 7.700	5.000 6.850	76.250 48T
50	117	Kevin Baker	Queen City	Diff: 5.000 Exec: 8.400 ND: . Final: 13.400 Place: 49T	3.600 6.250	5.300 7.100	6.200 8.100	4.900 8.200	5.300 7.950	76.000 50

2011 Winter Cup Prelims

Meet Results







Feb 3, 2011

Rank	Num	Name	Gym							AA
51	63	Nicholas Hunter	Hunter Gym World	Diff: 4.600	5.400	4.700	5.400	5.400	5.300	
				Exec: 7.800	6.450	6.950	8.300	8.150	7.450	
				ND:						
				Final: 12.400	11.850	11.650	13.700	13.550	12.750	75.900
				Place: 74T	44T	70	67T	44T	50T	51
52T	22	Michael Strathern	Bartlett	Diff: 5.100	4.500	4.700	6.600	4.400	5.000	
				Exec: 8.300	5.800	7.700	7.450	8.150	7.650	
				ND:						
				Final: 13.400	10.300	12.400	14.050	12.550	12.650	75.350
				Place: 49T	72	62T	57T	73T	55T	52T
52T	78	Christopher Schaaf	Nebraska	Diff: 5.100	4.700	4.800	5.800	4.900	4.100	
				Exec: 7.900	7.000	6.800	8.850	8.500	7.500	
				ND: -0.600						
				Final: 12.400	11.700	11.600	14.650	13.400	11.600	75.350
				Place: 74T	48T	71T	30T	49T	74T	52T
54	100	Matthew Felleman	New England Acad	Diff: 5.400	5.100	5.100	6.200	4.400	5.400	
				Exec: 6.650	6.200	7.650	8.600	6.800	7.850	
				ND: -0.500			-0.100			
				Final: 11.550	11.300	12.750	14.700	11.200	13.250	74.750
				Place: 82T	56T	49T	29	84	29T	54
55	47	Ellis Mannon	Indy	Diff: 4.700	5.100	4.500	5.400	4.800	4.600	
				Exec: 6.700	7.550	6.650	8.650	8.000	7.900	
				ND:						
				Final: 11.400	12.650	11.150	14.050	12.800	12.500	74.550
				Place: 85	22	78	57T	66T	58T	55
56	76	Allan Malone	Temple	Diff: 5.600	4.800	4.200	5.400	4.400	4.500	
				Exec: 8.100	5.000	7.000	8.450	8.750	8.250	
				ND: -0.100			-0.300			
				Final: 13.600	9.800	11.200	13.550	13.150	12.750	74.050
				Place: 42T	76	77	73T	55	50T	56
57	60	Sean Regan	Ohio State	Diff: 5.800	4.900	5.900	6.200	5.200	5.300	
				Exec: 6.850	3.950	7.450	9.150	7.500	5.750	
				ND:						
				Final: 12.650	8.850	13.350	15.350	12.700	11.050	73.950
				Place: 68T	85	29T	7*	68T	79	57
58	55	David Repp	Minnesota	Diff: 5.700	4.900	5.400	6.600	5.100	5.100	
				Exec: 7.350	6.250	7.550	7.400	5.650	6.850	
				ND:			-0.300			
				Final: 13.050	11.150	12.950	13.700	10.750	11.950	73.550
				Place: 57T	59T	39T	67T	88	69	58
59	46	Drew Moling	Hocking Valley	Diff: 5.200	5.000	5.500	5.400	5.300	4.900	
				Exec: 7.300	5.400	6.950	8.000	7.400	7.100	
				ND:						
				Final: 12.500	10.400	12.450	13.400	12.700	12.000	73.450
				Place: 72	69T	61	76	68T	68	59
60	96	Alex Gaudaur	Sun Devil	Diff: 5.100	4.300	5.300	6.600	4.800	4.400	
				Exec: 7.700	6.550	7.800	6.700	8.250	5.650	
				ND:						
				Final: 12.800	10.850	13.100	13.300	13.050	10.050	73.150
				Place: 62T	65	35T	78T	59T	82	60

2011 Winter Cup Prelims

Meet Results







Feb 3, 2011

Rank	Num	Name	Gym							AA
61T	40	Danny Berardini	Buffalo Grove	Diff: 4.900	3.500	4.900	5.800	5.200	3.900	
				Exec: 8.800	5.550	8.000	8.850	7.400	5.850	
				ND:						
				Final: 13.700	9.050	12.900	14.650	12.600	9.750	72.650
				Place: 36T	82T	41	30T	71T	83	61T
61T	90	James Jindra	Capital	Diff: 4.600	4.100	5.300	5.400	5.000	4.100	
				Exec: 7.550	8.100	7.250	7.600	6.150	7.500	
				ND:						
				Final: 12.150	12.200	12.550	13.000	11.150	11.600	72.650
				Place: 77	34T	57T	81	85	74T	61T
63	7	Lee Wilkerson	Sun Devil	Diff: 5.300	4.700	4.400	5.400	4.000	4.700	
				Exec: 6.950	5.300	7.000	8.250	8.200	7.900	
				ND: -0.500						
				Final: 11.750	10.000	11.400	13.650	12.200	12.600	71.600
				Place: 80	74	74T	69*	78T	57	63
64	29	Luke Stannard	Illinois	Diff: 5.900	6.800	0.000	6.200	5.300	5.300	
				Exec: 8.650	7.750	0.000	8.250	8.050	8.550	
				ND:			-0.100			
				Final: 14.550	14.550	0.000	14.350	13.350	13.850	70.650
				Place: 17	4	83*	46	52T	15T	64
65	85	Ned Kamimura	UIC	Diff: 4.900	4.400	4.800	6.200	4.700	4.400	
				Exec: 6.800	5.650	6.150	8.000	7.800	6.050	
				ND:			-0.100			
				Final: 11.700	10.050	10.950	14.100	12.500	10.450	69.750
				Place: 81	73	79	53T	75	81	65
66	89	Cale Robinson	Stanford	Diff: 6.700	0.000	4.100	6.600	5.200	4.700	
				Exec: 8.500	0.000	8.300	9.350	8.450	7.000	
				ND: -0.100						
				Final: 15.100	0.000	12.400	15.950	13.650	11.700	68.800
				Place: 4*	87*	62T	2T	38T	73	66
67	114	Jack Boyle	Premier	Diff: 5.000	4.500	4.900	5.800	5.100	4.400	
				Exec: 6.250	4.650	6.500	6.000	7.350	6.950	
				ND:						
				Final: 11.250	9.150	11.400	11.800	12.450	11.350	67.400
				Place: 86	81	74T	85	76	78	67
68	44	Michael Myler	Michigan	Diff: 5.400	5.400	0.000	5.400	4.600	5.000	
				Exec: 7.400	6.600	0.000	8.750	8.900	7.950	
				ND:						
				Final: 12.800	12.000	0.000	14.150	13.500	12.950	65.400
				Place: 62T	42	83*	52	47T	41*	68
69	52	Alex Powarzynski	SCATS	Diff: 5.300	0.000	4.800	6.200	5.300	4.900	
				Exec: 6.700	0.000	7.350	8.050	7.550	8.200	
				ND: -0.100			-0.300			
				Final: 11.900	0.000	12.150	13.950	12.850	13.100	63.950
				Place: 78	87*	67	62T	65	33T	69
70	110	Nash Mills	Air Force	Diff: 5.200	0.000	5.800	6.200	4.600	5.000	
				Exec: 7.400	0.000	7.500	8.100	6.400	7.950	
				ND:			-0.300			
				Final: 12.600	0.000	13.300	14.000	11.000	12.950	63.850
				Place: 71	87*	31	59*	86T	41*	70

2011 Winter Cup Prelims

Meet Results







Feb 3, 2011

Rank	Num	Name	Gym							AA
71	84	Shaun Antonio	Eagle Ridge	Diff: 5.700	4.700	0.000	6.600	5.600	6.000	
				Exec: 8.100	4.700	0.000	6.000	7.000	7.000	
				ND:						
				Final: 13.800	9.400	0.000	12.600	12.600	13.000	61.400
				Place: 34T	78T	83*	82	71T	36T	71
72	67	Daniel Ribeiro	Illinois	Diff: 5.800	6.800	0.000	6.600	5.200	0.000	
				Exec: 8.900	9.200	0.000	7.100	8.200	0.000	
				ND:			-0.100			
				Final: 14.700	16.000	0.000	13.600	13.400	0.000	57.700
				Place: 12*	1	83*	72	49T	85*	72
73	32	Randall Heflin	Hilton HHonors/HGA	Diff: 6.000	5.600	0.000	6.200	5.500	0.000	
				Exec: 9.000	7.100	0.000	9.100	8.350	0.000	
				ND:						
				Final: 15.000	12.700	0.000	15.300	13.850	0.000	56.850
				Place: 8	21	83*	9	31T	85*	73
74	9	Chad Wiest	Illinois	Diff: 6.700	0.000	0.000	6.200	5.500	5.000	
				Exec: 8.600	0.000	0.000	8.350	8.850	7.100	
				ND:						
				Final: 15.300	0.000	0.000	14.550	14.350	12.100	56.300
				Place: 3	87*	83*	34T	18T	64T	74
75	23	Edward Umphrey	Michigan	Diff: 5.600	0.000	5.600	6.200	5.400	0.000	
				Exec: 8.150	0.000	7.650	9.150	8.600	0.000	
				ND: -0.100						
				Final: 13.650	0.000	13.250	15.350	14.000	0.000	56.250
				Place: 39T	87*	32T	7*	29	85*	75
76	113	Tory Brown	Air Force	Diff: 5.400	0.000	0.000	6.200	4.900	4.700	
				Exec: 7.250	0.000	0.000	9.000	8.850	8.950	
				ND:			-0.100			
				Final: 12.650	0.000	0.000	15.100	13.750	13.650	55.150
				Place: 68T	87*	83*	17T	34T	19T	76
77	82	Nikolai Korepanov	Gym Force	Diff: 5.400	0.000	6.100	0.000	5.600	5.200	
				Exec: 8.050	0.000	7.900	0.000	8.050	7.900	
				ND:						
				Final: 13.450	0.000	14.000	0.000	13.650	13.100	54.200
				Place: 48	87*	12T	86*	38T	33T	77
78	121	Alex Strait	Champions Gym	Diff: 5.700	5.200	0.000	6.200	5.100	0.000	
				Exec: 5.750	6.950	0.000	8.900	8.950	0.000	
				ND:			-0.100			
				Final: 11.450	12.150	0.000	15.000	14.050	0.000	52.650
				Place: 84	38	83*	22T	27T	85*	78
79	106	Harris Coleman	Minnesota	Diff: 5.200	4.700	0.000	0.000	5.200	5.200	
				Exec: 7.500	7.850	0.000	0.000	6.650	7.800	
				ND:						
				Final: 12.700	12.550	0.000	0.000	11.850	13.000	50.100
				Place: 66T	27T	83*	86*	81	36T	79
80	87	Sean Johnston	St. Charles	Diff: 5.400	0.000	4.700	6.200	3.700	0.000	
				Exec: 8.600	0.000	5.950	8.000	5.800	0.000	
				ND:						
				Final: 14.000	0.000	10.650	14.200	9.500	0.000	48.350
				Place: 27T	87*	81	50T	90	85*	80

2011 Winter Cup Prelims

Meet Results







Feb 3, 2011

Rank	Num	Name	Gym								AA
81	66	Austin Phillips	Illinois	Diff:	0.000	4.900	5.900	0.000	5.400	4.300	
				Exec:	0.000	6.200	6.850	0.000	8.000	4.350	
				ND:							
				Final:	0.000	11.100	12.750	0.000	13.400	8.650	45.900
				Place:	89*	61T	49T	86*	49T	84	81
82	120	Alexander Tighe	Temple	Diff:	0.000	5.100	5.000	0.000	4.400	5.500	
				Exec:	0.000	5.900	7.600	0.000	5.650	6.600	
				ND:							
				Final:	0.000	11.000	12.600	0.000	10.050	12.100	45.750
				Place:	89*	63	54*	86*	89	64T	82
83	54	Alec Robin	Victory	Diff:	5.200	3.800	4.000	6.200	0.000	0.000	
				Exec:	6.300	5.250	5.750	7.550	0.000	0.000	
				ND:	-0.400			-0.300			
				Final:	11.100	9.050	9.750	13.450	0.000	0.000	43.350
				Place:	87	82T	82	75	91*	85*	83
84	81	Steven Lacombe	Berkeley	Diff:	5.600	0.000	6.200	6.600	0.000	0.000	
				Exec:	7.950	0.000	8.000	8.400	0.000	0.000	
				ND:							
				Final:	13.550	0.000	14.200	15.000	0.000	0.000	42.750
				Place:	46T	87*	7T	22T	91*	85*	84
85	80	Stewart Macdonald	Aspire	Diff:	0.000	3.800	4.700	0.000	4.000	4.200	
				Exec:	0.000	4.000	6.700	0.000	7.600	7.600	
				ND:							
				Final:	0.000	7.800	11.400	0.000	11.600	11.800	42.600
				Place:	89*	86	74T	86*	82	72	85
86	72	Blaize Monks	Ohio State	Diff:	5.900	0.000	0.000	5.400	0.000	5.400	
				Exec:	8.050	0.000	0.000	8.700	0.000	7.450	
				ND:							
				Final:	13.950	0.000	0.000	14.100	0.000	12.850	40.900
				Place:	29T	87*	83*	53T	91*	45T	86
87	109	Patrick McLaughlin	Temple	Diff:	0.000	5.600	0.000	0.000	5.500	5.500	
				Exec:	0.000	7.000	0.000	0.000	8.550	8.150	
				ND:							
				Final:	0.000	12.600	0.000	0.000	14.050	13.650	40.300
				Place:	89*	23T	83*	86*	27T	19T	87
88	38	Spencer Smith	Metropolitan	Diff:	0.000	4.600	0.000	5.400	4.600	0.000	
				Exec:	0.000	7.000	0.000	8.900	8.950	0.000	
				ND:							
				Final:	0.000	11.600	0.000	14.300	13.550	0.000	39.450
				Place:	89*	52	83*	47*	44T	85*	88
89	108	John Martin	Stanford	Diff:	0.000	6.600	0.000	0.000	5.500	5.400	
				Exec:	0.000	6.900	0.000	0.000	7.550	7.350	
				ND:							
				Final:	0.000	13.500	0.000	0.000	13.050	12.750	39.300
				Place:	89*	6	83*	86*	59T	50T	89
90	20	Chris Cameron	Michigan	Diff:	0.000	6.600	6.200	0.000	5.900	0.000	
				Exec:	0.000	4.800	7.800	0.000	7.950	0.000	
				ND:							
				Final:	0.000	11.400	14.000	0.000	13.850	0.000	39.250
				Place:	89*	54T	12T	86*	31T	85*	90

2011 Winter Cup Prelims

Meet Results







Feb 3, 2011

Rank	Num	Name	Gym							AA
91	116	Riley Barclay	Sun Devil	Diff: 4.400	4.500	0.000	0.000	0.000	3.600	
				Exec: 8.700	7.450	0.000	0.000	0.000	7.000	
				ND:						
				Final: 13.100	11.950	0.000	0.000	0.000	10.600	35.650
				Place: 54T	43	83*	86*	91*	80	91
92	21	Alexander Artemev	5280 Gym	Diff: 0.000	0.000	5.000	6.200	3.500	0.000	
				Exec: 0.000	0.000	5.850	7.200	7.950	0.000	
				ND:			-0.100			
				Final: 0.000	0.000	10.850	13.300	11.450	0.000	35.600
				Place: 89*	87*	80	78T	83	85*	92
93	59	Samuel Mikulak	Michigan	Diff: 6.300	0.000	0.000	7.400	0.000	0.000	
				Exec: 8.100	0.000	0.000	8.750	0.000	0.000	
				ND:			-0.100			
				Final: 14.400	0.000	0.000	16.050	0.000	0.000	30.450
				Place: 19T	87*	83*	1	91*	85*	93
94	107	Ian Makowske	Michigan	Diff: 5.700	0.000	0.000	0.000	0.000	6.100	
				Exec: 9.100	0.000	0.000	0.000	0.000	8.250	
				ND:						
				Final: 14.800	0.000	0.000	0.000	0.000	14.350	29.150
				Place: 10T	87*	83*	86*	91*	4	94
95	26	Jeffrey Treleaven	Ohio State	Diff: 5.600	0.000	0.000	6.600	0.000	0.000	
				Exec: 7.200	0.000	0.000	9.200	0.000	0.000	
				ND:			-0.100			
				Final: 12.800	0.000	0.000	15.700	0.000	0.000	28.500
				Place: 62T	87*	83*	4	91*	85*	95
96	71	Nicholas Noone	Stanford	Diff: 0.000	0.000	5.800	0.000	6.200	0.000	
				Exec: 0.000	0.000	7.550	0.000	8.150	0.000	
				ND:						
				Final: 0.000	0.000	13.350	0.000	14.350	0.000	27.700
				Place: 89*	87*	29T	86*	18T	85*	96
97	25	Cameron Deer	HGA	Diff: 0.000	5.900	0.000	0.000	6.000	0.000	
				Exec: 0.000	7.250	0.000	0.000	8.250	0.000	
				ND:						
				Final: 0.000	13.150	0.000	0.000	14.250	0.000	27.400
				Place: 89*	10	83*	86*	21T	85*	97
98	105	Ty Echard	Ohio State	Diff: 0.000	6.700	0.000	0.000	0.000	0.000	
				Exec: 0.000	8.250	0.000	0.000	0.000	0.000	
				ND:						
				Final: 0.000	14.950	0.000	0.000	0.000	0.000	14.950
				Place: 89*	2	83*	86*	91*	85*	98
99	11	Jonathan Horton	Hilton HHonors/Cyp	Diff: 0.000	0.000	5.900	0.000	0.000	0.000	
				Exec: 0.000	0.000	8.300	0.000	0.000	0.000	
				ND:						
				Final: 0.000	0.000	14.200	0.000	0.000	0.000	14.200
				Place: 89*	87*	7T	86*	91*	85*	99
100	92	Anthony Ingrelli	Nebraska	Diff: 0.000	0.000	5.900	0.000	0.000	0.000	
				Exec: 0.000	0.000	7.950	0.000	0.000	0.000	
				ND:						
				Final: 0.000	0.000	13.850	0.000	0.000	0.000	13.850
				Place: 89*	87*	16T	86*	91*	85*	100

2011 Winter Cup Prelims

Meet Results

Feb 3, 2011

Rank	Num	Name	Gym								AA
101	5	Sean Golden	HGA	Diff:	0.000	0.000	5.500	0.000	0.000	0.000	
				Exec:	0.000	0.000	8.300	0.000	0.000	0.000	
				ND:							
				Final:	0.000	0.000	13.800	0.000	0.000	0.000	13.800
				Place:	89*	87*	18	86*	91*	85*	101
102	97	Adam Hamers	Michigan	Diff:	0.000	5.500	0.000	0.000	0.000	0.000	
				Exec:	0.000	7.750	0.000	0.000	0.000	0.000	
				ND:							
				Final:	0.000	13.250	0.000	0.000	0.000	0.000	13.250
				Place:	89*	8T	83*	86*	91*	85*	102
103	58	Philip Onorato	Ohio State	Diff:	5.100	0.000	0.000	0.000	0.000	0.000	
				Exec:	8.000	0.000	0.000	0.000	0.000	0.000	
				ND:							
				Final:	13.100	0.000	0.000	0.000	0.000	0.000	13.100
				Place:	54T	87*	83*	86*	91*	85*	103
104	70	James Okamoto	Air Force	Diff:	0.000	5.400	0.000	0.000	0.000	0.000	
				Exec:	0.000	6.800	0.000	0.000	0.000	0.000	
				ND:							
				Final:	0.000	12.200	0.000	0.000	0.000	0.000	12.200
				Place:	89*	34T	83*	86*	91*	85*	104
105	111	Christopher Mooney	Temple	Diff:	0.000	0.000	0.000	0.000	0.000	4.700	
				Exec:	0.000	0.000	0.000	0.000	0.000	7.200	
				ND:							
				Final:	0.000	0.000	0.000	0.000	0.000	11.900	11.900
				Place:	89*	87*	83*	86*	91*	70	105
106	35	Spencer Johnson	Cypress Academy	Diff:	0.000	5.200	0.000	0.000	0.000	0.000	
				Exec:	0.000	6.300	0.000	0.000	0.000	0.000	
				ND:							
				Final:	0.000	11.500	0.000	0.000	0.000	0.000	11.500
				Place:	89*	53	83*	86*	91*	85*	106