







2011 Men's National Qualifier

Meet Results Comb. Sessions Juniors

Men

Competition II / III

Saturday, July 9

Rank	Num	Name	Birthday								AA
		USAG # Gym									
1	48	Maximilian Mayr** Universal	N/A	Diff:	5.100	5.000	5.800	5.800	5.500	5.300	
				Exec:	8.250	6.650	8.100	9.050	8.500	7.700	
				ND:	-0.200			-0.100			
				Final:	<u>13.150</u>	<u>11.650</u>	13.900	<u>14.750</u>	14.000	<u>13.000</u>	80.450
				Place:	10	11T	1	6T	1T	9T	1
2	57	Jesse Himmelsbach Queen City	N/A	Diff:	4.400	4.700	4.100	5.400	4.700	5.000	
				Exec:	9.300	8.300	8.300	9.000	8.650	8.150	
				ND:							
				Final:	<u>13.700</u>	<u>13.000</u>	<u>12.400</u>	<u>14.400</u>	<u>13.350</u>	<u>13.150</u>	80.000
				Place:	4	3	11	13*	6T	4T	2
3	40	Danny Berardini Buffalo Grove	N/A	Diff:	5.000	4.600	4.800	5.800	5.200	4.900	
				Exec:	9.250	6.300	8.250	9.450	7.850	8.550	
				ND:							
				Final:	14.250	<u>10.900</u>	<u>13.050</u>	<u>15.250</u>	<u>13.050</u>	<u>13.450</u>	79.950
				Place:	1	19T	2	2	13T	2	3
4	47	Ellis Mannon Indy School	N/A	Diff:	4.800	5.700	4.700	5.400	4.800	4.300	
				Exec:	8.150	8.250	6.300	9.100	8.900	8.850	
				ND:							
				Final:	<u>12.950</u>	13.950	<u>11.000</u>	<u>14.500</u>	<u>13.700</u>	<u>13.150</u>	79.250
				Place:	14T	1	28	10	4T	4T	4
5	49	Logan Melander Black Hills	N/A	Diff:	4.600	4.100	4.700	5.400	4.200	4.100	
				Exec:	9.150	8.200	8.200	8.700	8.750	8.700	
				ND:							
				Final:	<u>13.750</u>	<u>12.300</u>	<u>12.900</u>	<u>14.100</u>	<u>12.950</u>	<u>12.800</u>	78.800
				Place:	3	6T	4	20T	16T	13T	5
6	71	Bobby Baker Aerial	N/A	Diff:	5.100	4.400	4.500	5.400	5.300	5.100	
				Exec:	7.900	7.350	8.200	9.050	8.700	8.050	
				ND:				-0.300			
				Final:	<u>13.000</u>	<u>11.750</u>	<u>12.700</u>	<u>14.150</u>	14.000	<u>13.150</u>	78.750
				Place:	13	9T	8T	17T	1T	4T	6
7	24	Konner Ackerman Metropolitan	N/A	Diff:	5.300	4.900	4.500	6.200	5.100	4.700	
				Exec:	8.850	6.750	7.700	7.600	8.000	9.050	
				ND:				-0.300			
				Final:	<u>14.150</u>	<u>11.650</u>	<u>12.200</u>	<u>13.500</u>	<u>13.100</u>	13.750	78.350
				Place:	2	11T	14T	24T	11T	1	7
8	36	David Frankl USGDC II	N/A	Diff:	4.500	5.400	5.000	4.600	4.900	4.100	
				Exec:	8.200	7.750	7.850	8.900	8.250	8.750	
				ND:	-0.100						
				Final:	<u>12.600</u>	<u>13.150</u>	<u>12.850</u>	<u>13.500</u>	<u>13.150</u>	<u>12.850</u>	78.100
				Place:	24	2	5	24T	9T	12	8
9	67	Ryan Kerr Premier	N/A	Diff:	5.000	4.600	3.700	6.200	4.100	3.900	
				Exec:	7.900	7.850	8.650	9.000	8.850	8.050	
				ND:							
				Final:	<u>12.900</u>	<u>12.450</u>	<u>12.350</u>	<u>15.200</u>	<u>12.950</u>	<u>11.950</u>	77.800
				Place:	16T	4	12	3	16T	20T	9







2011 Men's National Qualifier

Meet Results Comb. Sessions Juniors

Men

Competition II / III

Saturday, July 9







Rank	Num	Name	USAG #	Gym	Birthday	Diff:							AA
10	20	Travis Cameron		Stanford	N/A	5.100	4.200	4.600	6.200	4.400	4.700		
						Exec: 8.100	8.100	8.150	8.400	7.850	8.100		
						ND: .	.	.	-0.300	.	.		
						Final: 13.200	12.300	12.750	14.300	12.250	12.800		77.600
						Place: 9	6T	7	15T	28	13T		10
11	18	Cyrus Dobre-Mofid		Hanover YMCA	N/A	5.300	4.700	5.000	6.200	4.800	4.500		
						Exec: 7.600	7.700	7.650	8.550	8.400	7.350		
						ND:	-0.500		
						Final: 12.900	12.400	12.650	14.750	13.200	11.350		77.250
						Place: 16T	5	10	6T	8	28		11
12	28	Dominic Morris		Black Hills	N/A	4.600	5.800	3.600	5.400	4.900	4.400		
						Exec: 8.350	5.500	8.600	9.050	8.800	8.500		
						ND: -0.300		
						Final: 12.650	11.300	12.200	14.450	13.700	12.900		77.200
						Place: 23	14T	14T	11*	4T	11		12
13	22	Michael Farquhar		Bartlett	N/A	4.300	4.500	5.200	5.400	4.300	4.200		
						Exec: 8.650	7.250	7.750	9.050	8.700	7.450		
						ND:		
						Final: 12.950	11.750	12.950	14.450	13.000	11.650		76.750
						Place: 14T	9T	3	11*	15	24T		13
14	8	Tristan Burke		WOGA	N/A	5.400	4.300	4.600	6.200	4.000	4.000		
						Exec: 8.550	6.800	7.600	9.050	8.550	8.150		
						ND: -0.400	.	.	-0.100	.	.		
						Final: 13.550	11.100	12.200	15.150	12.550	12.150		76.700
						Place: 5T	16T	14T	4	22	15		14
15	50	Kyle Zemeir		Top Flight	N/A	5.100	5.000	4.600	3.800	4.900	4.600		
						Exec: 8.200	6.450	8.200	7.850	8.900	8.550		
						ND: -0.200		
						Final: 13.100	11.450	12.800	11.650	13.800	13.150		75.950
						Place: 11	13	6	30	3	4T		15
16	29	Alex Wunderlich		Aerial	N/A	5.100	4.200	4.600	5.400	4.500	4.300		
						Exec: 7.200	6.900	8.100	9.200	8.650	7.800		
						ND: -0.100		
						Final: 12.200	11.100	12.700	14.600	13.150	12.100		75.850
						Place: 26	16T	8T	9	9T	16T		16
17	39	Zachary Owen		Roswell	N/A	5.100	4.800	3.200	6.200	4.500	4.100		
						Exec: 7.700	6.100	7.300	9.250	8.550	8.900		
						ND:		
						Final: 12.800	10.900	10.500	15.450	13.050	13.000		75.700
						Place: 20	19T	30	1	13T	9T		17
18	34	Thomas Bzoskie		Victory	N/A	4.900	4.100	4.700	5.400	4.500	4.700		
						Exec: 8.650	7.200	7.150	8.000	8.100	8.550		
						ND: .	.	.	-0.300	.	.		
						Final: 13.550	11.300	11.850	13.100	12.600	13.250		75.650
						Place: 5T	14T	22	28	21	3		18

2011 Men's National Qualifier

Meet Results Comb. Sessions Juniors

Men

Competition II / III
Saturday, July 9







Rank	Num	Name	Birthday								AA
		USAG # Gym									
19	87	Fabian DeLuna WOGA	N/A	Diff:	4.600	4.300	4.800	6.200	5.000	4.000	
				Exec:	8.250	5.100	7.400	8.600	8.350	7.950	
				ND:	
				Final:	12.850	9.400	12.200	14.800	13.350	11.950	74.550
				Place:	19	29T	14T	5	6T	20T	19
20	55	Andrew McCabe Aerial	N/A	Diff:	5.100	4.400	4.200	6.600	4.400	3.800	
				Exec:	8.550	5.800	7.700	7.650	8.700	8.300	
				ND:	-0.600	.	.	-0.200	.	.	
				Final:	13.050	10.200	11.900	14.050	13.100	12.100	74.400
				Place:	12	24	20T	22T	11T	16T	20
21	42	Adam Dean Gym Train Ctr	N/A	Diff:	4.300	3.600	3.600	5.400	2.800	4.000	
				Exec:	9.050	8.500	8.300	8.750	8.000	8.100	
				ND:	-0.100	
				Final:	13.250	12.100	11.900	14.150	10.800	12.100	74.300
				Place:	8	8	20T	17*	30	16T	21
22	75	Marcos Gatinho Universal	N/A	Diff:	4.200	3.700	4.600	4.600	4.500	4.400	
				Exec:	8.550	5.900	7.650	8.450	8.400	8.650	
				ND:	.	.	.	-0.100	.	.	
				Final:	12.750	9.600	12.250	12.950	12.900	13.050	73.500
				Place:	21	27	13	29	18	8	22
23	46	Adam Avant Colo Train Ctr	N/A	Diff:	4.700	3.800	3.700	5.400	4.500	4.000	
				Exec:	7.450	6.550	7.700	8.900	8.250	8.050	
				ND:	
				Final:	12.150	10.350	11.400	14.300	12.750	12.050	73.000
				Place:	27T	22	25	15T	19T	19	23
24	41	Denis Aurelius Integrity	N/A	Diff:	5.100	4.300	5.600	5.800	4.500	4.600	
				Exec:	8.350	5.400	5.150	8.900	8.000	7.000	
				ND:	
				Final:	13.450	9.700	10.750	14.700	12.500	11.600	72.700
				Place:	7	25	29	8	23	26T	24
25	79	Cole Casanova WOGA	N/A	Diff:	4.500	3.600	4.900	5.400	4.400	4.000	
				Exec:	8.200	5.800	7.100	8.750	8.000	7.850	
				ND:	-0.300	
				Final:	12.400	9.400	12.000	14.150	12.400	11.850	72.200
				Place:	25	29T	19	17*	24	22T	25
26	52	Zachary Wendland Emerald City	N/A	Diff:	4.500	3.600	3.800	5.400	3.800	3.700	
				Exec:	7.450	7.300	7.450	8.650	8.550	7.950	
				ND:	
				Final:	11.950	10.900	11.250	14.050	12.350	11.650	72.150
				Place:	30	19T	26T	22T	25	24T	26
27	65	Aria Sabbagh Emerald City	N/A	Diff:	4.400	3.100	3.700	4.600	4.200	3.700	
				Exec:	8.500	6.550	7.550	8.800	8.100	8.150	
				ND:	
				Final:	12.900	9.650	11.250	13.400	12.300	11.850	71.350
				Place:	16T	26	26T	26T	26T	22T	27

2011 Men's National Qualifier

Meet Results Comb. Sessions Juniors

Men

Competition II / III
Saturday, July 9

Rank	Num	Name	USAG #	Gym	Birthday	Diff:							AA
28	68	Meyer Williams		Elite Champion	N/A	4.900	2.800	3.700	5.800	3.400	3.300		
						Exec: 7.250	6.700	7.800	7.700	8.900	8.300		
						ND: .	.	.	-0.100	.	.		
						Final: 12.150	9.500	11.500	13.400	12.300	11.600	70.450	
						Place: 27T	28	24	26T	26T	26T	28	
29	70	Chase Cannon		Premier	N/A	5.200	4.700	3.000	6.200	4.300	2.500		
						Exec: 6.700	6.350	8.700	8.000	8.450	6.100		
						ND: -0.100	.	.	-0.100	.	.		
						Final: 11.800	11.050	11.700	14.100	12.750	8.600	70.000	
						Place: 31	18	23	20T	19T	30	29	
30	44	Joshua Gong		Victory	N/A	4.100	3.700	3.400	5.400	3.500	3.000		
						Exec: 8.050	6.550	4.500	9.000	8.600	6.350		
						ND:		
						Final: 12.150	10.250	7.900	14.400	12.100	9.350	66.150	
						Place: 27T	23	31	13*	29	29	30	
31	31	Austin Epperson		Elite Champion	N/A	5.300	3.700	4.400	0.000	0.000	0.000		
						Exec: 7.500	5.050	7.750	0.000	0.000	0.000		
						ND: -0.100		
						Final: 12.700	8.750	12.150	0.000	0.000	0.000	33.600	
						Place: 22	31	18	31	31	31	31	