









ALL-AROUND RESULTS
MAG Qualification and Teams
Commonwealth Youth Games - MAG
Ellan Vannin Gymnastics Club
9 - 11 September



| Bib | Name | NOC Code |  |  |  |  |  |  | Total | Rank |
|-----|---------------------------|----------|---|---|--|---|---|---|---------------|------|
| 110 | CUNNINGHAM Dominick | ENG | 14.300 | 13.400 | 12.800 | 14.850 | 13.500 | 13.900 | 82.750 | 1 |
| 111 | THOMPSON Gaius | ENG | 12.100 | 13.100 | 12.700 | 14.850 | 13.700 | 13.350 | 79.800 | 2 |
| 104 | CLAY Zachary | CAN | 13.400 | 13.050 | 10.450 | 14.650 | 13.600 | 12.950 | 78.100 | 3 |
| 125 | OWEN Harry | WAL | 13.200 | 12.300 | 12.250 | 14.700 | 12.800 | 12.750 | 78.000 | 4 |
| 106 | NEMIER Kal | CAN | 12.650 | 10.350 | 13.050 | 14.500 | 13.000 | 13.450 | 77.000 | 5 |
| 101 | BULL Tyson | AUS | 12.200 | 11.600 | 13.450 | 14.650 | 11.200 | 13.250 | 76.350 | 6 |
| 112 | BEVAN Brinn | ENG | 13.350 | 11.000 | 12.700 | 13.850 | 13.600 | 11.650 | 76.150 | 7 |
| 116 | MCGOWAN Reid | NZL | 12.100 | 11.400 | 12.600 | 13.900 | 12.750 | 13.100 | 75.850 | 8 |
| 122 | TAY Kai Cheng Timothy | SIN | 12.100 | 11.100 | 11.700 | 14.500 | 12.900 | 12.700 | 75.000 | 9 |
| 126 | SANSBY Robert | WAL | 13.550 | 11.950 | 11.250 | 13.550 | 12.100 | 12.000 | 74.400 | 10 |
| 105 | GRAVES Curtis | CAN | 12.050 | 8.500 | 12.550 | 14.100 | 13.400 | 13.450 | 74.050 | 11 |
| 102 | PIETERSE Kent | AUS | 12.250 | 9.200 | 12.200 | 14.050 | 12.900 | 12.400 | 73.000 | 12 |
| 123 | TAY Wei-an Terry | SIN | 9.600 | 11.500 | 12.450 | 15.100 | 12.450 | 11.600 | 72.700 | 13 |
| 103 | STACEY Declan | AUS | 13.950 | 8.500 | 10.400 | 14.850 | 13.000 | 11.900 | 72.600 | 14 |
| 108 | SLOEAS Christos | CYP | 12.800 | 9.600 | 10.050 | 13.650 | 13.600 | 12.900 | 72.600 | 15 |
| 117 | NEILL Jack | NIR | 12.450 | 11.350 | 11.350 | 12.650 | 13.100 | 10.850 | 71.750 | 16 |
| 121 | BIN MUHAMMAD JUFRIE Aizat | SIN | 12.200 | 8.700 | 10.200 | 14.750 | 13.100 | 12.350 | 71.300 | 17 |
| 118 | CARPENTER Jamie | SCO | 12.550 | 10.600 | 11.450 | 11.750 | 12.000 | 12.500 | 70.850 | 18 |
| 107 | KRASIAS Michails | CYP | 13.150 | 13.900 | 13.600 | 0.000 | 11.650 | 12.100 | 64.400 | 19 |
| 124 | PATHTHAPPERUMA Gajitha | SRI | 11.350 | 7.150 | 10.300 | 12.100 | 10.900 | 9.500 | 61.300 | 20 |
| 113 | GARRETT Brandon | IOM | 12.650 | 9.000 | 10.900 | 13.100 | 11.450 | 0.000 | 57.100 | 21 |
| 115 | ANDERSON Morihei | NAM | 7.500 | 7.850 | 9.150 | 13.350 | 10.450 | 8.450 | 56.750 | 22 |
| 119 | DAVIE Liam | SCO | 12.550 | 0.000 | 11.700 | 0.000 | 10.400 | 13.250 | 47.900 | 23 |
| 120 | ROSS Douglas | SCO | 6.300 | 0.000 | 11.000 | 15.150 | 12.600 | 0.000 | 45.050 | 24 |
| 109 | PAPAEVRIPIDOU Xenios | CYP | 0.000 | 13.300 | 0.000 | 0.000 | 0.000 | 0.000 | 13.300 | 25 |
| 114 | PATEL Anand | IOM | 12.350 | 0.000 | 0.000 | 0.000 | 0.000 | 0.000 | 12.350 | 26 |

