










# 2011 Canadian Championships

## Men's Artistic Gymnastics

Island Gymnastics Academy • Charlottetown, PEI • May 24-28

Note: AA awards are based on these scores. The top 8 per event advance to the event finals on Saturday.

Senior Men – Day 1 AA Competition																								
ID #	Gymnast's Name	Prov / Club	YOB	D	Score	Rank	D	Score	Rank	D	Score	Rank	D	Score	Rank	D	Score	Rank	D	Score	Rank	D	Score	Rank
278	Jackson Payne	Capital City Gym, AB		5.9	14.600	1	6.2	14.550	1	5.6	13.700	8-T	5.8	14.900	8	6.1	14.250	2-T	6.4	14.600	1	36.0	86.600	1
289	Hugh Smith	Halifax Alta, NS		5.7	14.550	2	4.9	13.700	7-T	5.5	14.600	2-T	6.6	15.650	2	5.1	14.150	4	4.5	12.950	7	32.3	85.600	2
294	Casey Sandy	Gym Mississauga, ON		5.6	14.100	7	5.7	14.400	2	5.3	13.900	7	6.2	14.950	6-T	5.5	14.100	5	6.1	13.900	2	34.4	85.350	3
302	Jayd Lukenchuk	Taiso Gym Centre, SK		5.5	14.000	8	5.3	14.300	4	5.7	13.200	13-T	6.2	15.150	4	5.8	14.050	6	5.9	13.400	3-T	34.4	84.100	4
301	Anderson Loran	Taiso Gym Centre, SK		5.5	13.600	11	5.2	14.350	3	5.1	13.700	8-T	6.2	14.500	12	5.5	13.850	8	5.9	13.100	5	33.4	83.100	5
286	Jason Scott	Richmond, BC		5.7	13.050	13	4.9	13.700	7-T	5.8	14.450	4	6.2	14.550	11	5.0	13.350	11	5.2	12.850	8	32.8	81.950	6
292	Tariq Dowers	Gym Mississauga, ON		5.2	12.100	22	4.9	14.050	5	5.4	13.950	6	6.2	14.950	6-T	5.0	13.600	9-T	5.3	12.450	10-T	32.0	81.100	7
287	Robert Watson	Richmond, BC		5.7	14.250	5-T	5.1	12.050	12	4.9	13.250	12	5.4	14.300	13	4.9	13.600	9-T	5.1	13.400	3-T	31.1	80.850	8
275	Bobby Kriangkum	Capital City Gym, AB		5.5	13.900	9-T	5.0	11.700	14	5.2	13.600	10	6.2	13.500	21-T	5.2	12.850	13-T	5.0	12.300	12	32.1	77.850	9
288	Liam Hawkins	Halifax Alta, NS		4.7	12.950	15-T	3.6	11.900	13	5.3	13.550	11	5.8	14.200	14	4.4	12.700	16	3.8	11.600	16	27.6	76.900	10
300	Benjamin Poiret	IMCO, QC		4.7	12.200	21	4.4	11.000	16	3.8	12.200	18	5.4	14.150	15	4.1	12.850	13-T	4.5	12.500	9	26.9	74.900	11
296	Mathieu D'Amour	IGA, PEI		4.6	12.950	15-T	4.0	10.900	18	5.7	14.100	5	6.2	12.800	25	4.5	12.150	19	3.7	11.450	17	28.7	74.350	12
279	Kevin Quon	U Of Calgary, AB		5.2	12.750	19	4.2	9.200	23	5.2	13.200	13-T	5.4	13.900	18	4.5	12.900	12	4.0	11.200	19	28.5	73.150	13
295	Scott Chandler	IGA, PEI		4.8	13.150	12	4.1	10.950	17	4.6	11.950	19	5.8	13.350	23	4.2	12.250	18	3.9	10.850	21	27.4	72.500	14
277	Brandon O'Neill	Capital City Gym, AB		6.2	14.500	3-T	4.6	13.050	10				6.6	15.850	1	6.3	15.050	1	5.5	13.000	6	29.2	71.450	15
283	Michael Hood	Delta, BC		4.8	13.000	14	4.2	10.300	21	3.1	9.900	24	5.4	14.050	16	4.1	12.650	17	3.9	11.250	18	25.5	71.150	16
298	Bryson Hunt	IMCO, QC		4.5	11.650	23	5.0	13.550	9	3.4	11.000	22	5.4	13.650	19	4.7	10.600	22	2.9	10.300	23	25.9	70.750	17
303	Trevor Mcarthur	Taiso Gym Centre, SK		5.0	12.900	17	4.0	9.900	22	4.3	11.500	20	5.4	13.550	20	5.0	10.950	21	3.8	11.900	14-T	27.5	70.700	18
293	Kevin Lytwyn	Burlington, ON		5.6	14.250	5-T				5.9	14.800	1	6.6	14.850	9	5.8	13.950	7	5.9	11.900	14-T	29.8	69.750	19
281	Kyle Ryley	Calgary Gym, AB		4.5	12.450	20	4.6	10.600	20	3.9	10.650	23	4.6	12.850	24	4.4	9.900	23	3.7	10.700	22	25.7	67.150	20
276	Mattson Moore	U Of Calgary, AB		5.4	11.450	24	4.8	12.850	11				6.2	13.500	21-T	4.8	12.850	13-T	4.4	11.100	20	25.6	61.750	21
284	Ken Ikeda	Twisters, BC					6.0	13.950	6				6.2	15.050	5	6.1	14.250	2-T	5.5	12.000	13	23.8	55.250	22
291	Simon Barbosa	East York, ON		4.5	12.800	18	3.1	8.900	24	3.8	11.250	21				4.3	11.850	20	3.6	10.250	24	19.3	55.050	23
290	William Albert	Gym Mississauga		5.2	13.900	9-T	4.6	10.850	19	5.1	13.000	16	6.2	14.000	17							21.1	51.750	24
285	Scott Morgan	Flicka, BC		6.0	14.500	3-T				6.1	14.600	2-T	6.2	15.250	3							18.3	44.350	25
274	Ian Galvan	U Of Calgary, AB								6.0	13.200	13-T	7.0	14.700	10							13.0	27.900	26
299	Yann-Meing Law Kam Cio	IMCO, QC								5.3	12.800	17							4.5	12.450	10-T	9.8	25.250	27
273	Nathan Gafuik	U Of Calgary, AB					4.8	11.600	15												4.8	11.600	28	