



2011 Canadian Championships

Men's Artistic Gymnastics

Island Gymnastics Academy • Charlottetown, PEI • May 24-28

These scores are used for AA and Event awards.

HP Argo Men – Totals Day 1 & 2 Combined				Floor/Sol	Pommels/Arçons	Rings/Anneaux	Vault/Saut	P. Bars/Barres p.	Hor. Bar / Barre f.	ALL AROUND / TOTAL														
ID #	Gymnast's Name	Prov / Club	YOB	D	Score	Rank	D	Score	Rank	D	Score	Rank	D	Score	Rank	D	Score	Rank						
229	Samuel Zakutney	National Capital, ON	1998	10.0	29.700	1	10.0	27.150	18-T	10.0	28.500	1	10.0	28.950	1	10.0	28.600	2	10.0	30.000	1	60.0	172.900	1
228	Anthony Tawfik	Futures Gym, ON	1999	10.0	28.800	5	10.0	29.200	2	10.0	28.250	3	10.0	28.750	2	10.0	27.750	5	10.0	29.150	4	60.0	171.900	2
202	Kieran Fagan	Capital City Gym, AB	1998	10.0	29.350	2	10.0	27.800	7-T	10.0	27.800	4	10.0	28.400	3	10.0	28.650	1	10.0	29.300	3	60.0	171.300	3
225	Ryan Oehrlein	Gold Medal, ON	1999	10.0	28.000	10	10.0	28.100	6	10.0	27.650	5	10.0	28.200	6-T	10.0	27.600	6	9.0	27.400	11	59.0	166.950	4
214	Colin Schuler Ram	Kerrigan Gym, BC	1998	10.0	29.300	3	10.0	27.800	7-T	10.0	26.100	12	10.0	27.300	24-T	10.0	27.350	7-T	10.0	28.950	5	60.0	166.800	5
220	Ethan Chin	Futures Gym, ON	1999	10.0	27.700	14	10.0	28.800	3	10.0	27.100	6-T	9.0	27.850	14	10.0	27.000	9	9.0	28.250	9	58.0	166.700	6
226	Casey Rogan	Gym Mississauga, ON	1998	10.0	28.250	7	10.0	29.250	1	10.0	27.000	8	10.0	28.050	9-T	7.7	24.150	26-T	10.0	28.900	6	57.7	165.600	7
240	Nicolas Bourne	Richmond, BC	1998	10.0	28.950	4	10.0	28.300	4	10.0	26.700	9	10.0	27.700	17-T	10.0	24.950	16-T	10.0	28.200	10	60.0	164.800	8-T
239	Peter Yeats	IMCO, QC	1999	10.0	27.500	16	9.0	27.700	10	9.0	27.100	6-T	9.0	28.050	9-T	9.0	27.850	4	9.0	26.600	17	55.0	164.800	8-T
209	Danny Schnoor	Capital City Gym, AB	1999	10.0	27.950	11	10.0	28.150	5	10.0	28.450	2	10.0	28.250	5	10.0	28.300	3	7.2	23.050	38	57.2	164.150	10
221	Alexandre Hurt	Gym Mississauga, ON	1998	7.6	25.000	38	10.0	27.400	14-T	10.0	25.500	17-T	10.0	27.650	19	10.0	26.350	11-T	10.0	28.850	7	57.6	160.750	11
237	Olivier Thibeault-Menezes	Laval-Excellence, QC	2000	10.0	27.100	20	8.0	27.750	9	9.0	25.550	15-T	8.0	27.200	27-T	8.0	25.550	15	8.0	27.100	13	51.0	160.250	12
204	Bailey Lahure	Calgary Gym, AB	1998	10.0	25.450	36	10.0	25.600	28	10.0	25.750	13	10.0	28.200	6-T	10.0	26.700	10	10.0	28.400	8	60.0	160.100	13
232	William Énard	Laval-Excellence, QC	2000	10.0	27.800	13	8.0	27.650	11	8.0	25.550	15-T	8.0	27.000	34	8.0	24.750	19	8.0	26.650	16	50.0	159.400	14
227	Jonathan Scripnick	Futures Gym, ON	1999	10.0	28.100	8-T	9.0	27.050	20	10.0	25.250	20-T	9.0	27.950	11-T	10.0	26.350	11-T	7.2	24.600	32-T	55.2	159.300	15
230	Ugo Brais-Germain	Gymnika, QC	1998	10.0	28.500	6	10.0	23.750	35	10.0	26.550	10	10.0	28.350	4	10.0	24.950	16-T	10.0	26.950	14-T	60.0	159.050	16
208	Ethan Marsden	Capital City Gym, AB	1998	10.0	24.650	41	10.0	22.900	40	10.0	25.400	19	10.0	27.750	16	10.0	27.350	7-T	10.0	29.350	2	60.0	157.400	17
215	Darren Wong	Phoenix, BC	2000	10.0	27.850	12	8.0	27.300	17	8.0	24.600	23-T	9.0	27.050	32-T	8.0	24.550	24-T	8.0	25.500	25-T	51.0	156.850	18
212	Chris Kaji	Richmond, BC	2000	10.0	28.100	8-T	8.0	27.000	21-T	8.0	24.550	25-T	9.0	27.600	20-T	8.0	24.150	26-T	8.0	25.150	28	51.0	156.550	19
205	Dillon Eades	Calgary Gym, AB	1999	9.0	26.650	23-T	9.0	25.550	29	9.0	24.550	25-T	9.0	27.450	22	9.0	25.850	14	9.0	26.100	20-T	54.0	156.150	20
243	Mitch Tyndall	Taiso Gym Centre, SK	1999	9.0	26.150	30-T	9.0	25.200	30-T	9.0	25.250	20-T	9.0	27.300	24-T	9.0	24.650	20-T	9.0	27.250	12	54.0	155.800	21
242	Nicolas Apostol	Surrey Gymnastic, BC	1999	10.0	27.600	15	9.0	22.450	43	9.0	25.250	20-T	9.0	27.600	20-T	9.0	26.250	13	9.0	25.600	22	55.0	154.750	22
219	Elel Baker	Gym Mississauga, ON	2000	9.0	27.350	17-T	9.0	27.550	12	9.0	23.950	33	9.0	27.200	27-T	5.5	20.900	41	8.0	26.950	14-T	49.5	153.900	23
210	Addyson Cheladyn	Kerrigan Gym, BC	2000	10.0	27.350	17-T	9.0	25.200	30-T	9.0	24.600	23-T	9.0	27.400	23	8.5	23.450	29	8.0	25.550	23-T	53.5	153.550	24
207	Elijah Thompson	Calgary Gym, AB	2001	9.0	26.950	21	9.0	23.000	39	9.0	25.650	14	8.0	26.600	36-T	8.0	24.650	20-T	8.0	25.500	25-T	51.0	152.350	25
235	David Imbeault	Gym-Richelieu, QC	2001	9.0	26.250	29	8.0	27.400	14-T	9.0	24.400	27	9.0	26.550	38-T	8.0	22.150	39	8.0	25.550	23-T	51.0	152.300	26
223	Darian Modasi	Gym Mississauga, ON	2000	8.0	27.300	19	8.0	27.350	16	8.0	24.100	30-T	9.0	27.800	15	8.0	24.850	18	6.3	20.750	43	47.3	152.150	27
203	Antonio Fernandes	Calgary Gym, AB	2001	8.8	26.400	28	9.0	24.200	34	9.0	24.200	28	9.0	26.550	38-T	8.0	24.550	24-T	8.0	26.200	18	51.8	152.100	28
388	Jesse Tyndall	Taiso Gym Centre, SK	2000	8.0	26.600	25-T	8.0	27.150	18-T	8.0	23.750	34-T	8.0	27.200	27-T	8.0	22.500	37	8.0	24.600	32-T	48.0	151.800	29
241	Michael Thorpe	Sky High, SK	1999	9.0	25.900	34	9.0	23.300	37	9.0	25.500	17-T	9.0	27.150	30-T	9.0	24.650	20-T	9.0	25.250	27	54.0	151.750	30
234	Laurent Gosselin-Paradis	Laval-Excellence, QC	2001	10.0	26.600	25-T	8.0	26.350	24	8.0	22.900	39-T	9.0	27.700	17-T	8.0	23.150	32	8.0	24.900	30	51.0	151.600	31
233	Mathieu Filion	Laval-Excellence, QC	2000	8.0	26.750	22	8.0	27.500	13	8.0	23.400	38	8.0	26.200	40	8.0	23.000	33	8.0	24.350	34	48.0	151.200	32
206	Reilly Bowen	Calgary Gym, AB	1999	9.0	25.700	35	9.0	22.850	41	9.0	24.000	32	9.0	27.950	11-T	9.0	24.650	20-T	9.0	24.300	35	54.0	149.450	33
222	David Johnston	Gym Mississauga, ON	2000	6.5	22.500	44	8.0	27.000	21-T	8.0	24.150	29	9.0	26.750	35	5.8	22.800	34	8.0	26.150	19	45.3	149.350	34
231	Xavier Doyon	IMCO, QC	1998	10.0	26.150	30-T	10.0	23.150	38	10.0	26.250	11	10.0	25.250	44	8.2	22.300	38	10.0	26.100	20-T	58.2	149.200	35
216	Christopher Bearne	Halifax Alta, NS	2000	8.0	26.050	33	8.0	25.950	26	8.0	24.100	30-T	8.0	26.600	36-T	8.0	23.250	30	8.0	22.450	41	48.0	148.400	36










2011 Canadian Championships

Men's Artistic Gymnastics

Island Gymnastics Academy • Charlottetown, PEI • May 24-28

These scores are used for AA and Event awards.

HP Argo Men – Totals Day 1 & 2 Combined				 Floor/Sol			 Pommels/Arçons			 Rings/Anneaux			 Vault/Saut			 P. Bars/Barres p.			 Hor. Bar / Barre f.			 ALL AROUND / TOTAL		
ID #	Gymnast's Name	Prov / Club	YOB	D	Score	Rank	D	Score	Rank	D	Score	Rank	D	Score	Rank	D	Score	Rank	D	Score	Rank	D	Score	Rank
238	Alex Rioux	IMCO, QC	2000	9.0	26.650	23-T	8.0	26.750	23	8.0	23.750	34-T	9.0	26.150	41	8.0	22.700	35-T	8.0	21.200	42	50.0	147.200	37
218	Alex Watters	Halifax Alta, NS	2000	8.0	26.150	30-T	8.0	26.150	25	8.0	21.650	43	8.0	26.050	42	8.0	23.200	31	8.0	23.500	37	48.0	146.700	38
211	Dawson Friesen	Twisters, BC	1999	9.0	24.150	43	9.0	22.600	42	9.0	23.700	36	9.0	27.950	11-T	9.0	23.600	28	8.2	23.600	36	53.2	145.600	39
213	Cole Palmeri	Kerrigan Gym, BC	2000	10.0	24.500	42	8.0	25.900	27	8.0	22.900	39-T	9.0	27.250	26	8.0	21.900	40	8.0	22.850	40	51.0	145.300	40
224	Minh Ngo	Gym Mississauga, ON	1999	9.0	26.450	27	9.0	23.550	36	9.0	22.250	41	9.0	27.050	32-T	3.0	17.400	44	9.0	24.950	29	48.0	141.650	41
389	Jamie Boyle	Taiso Gym Centre, SK	2000	8.0	25.350	37	8.0	24.900	32	8.0	21.700	42	8.0	25.700	43	8.0	20.050	42	8.0	23.000	39	48.0	140.700	42
236	Guillaume Landry	Gym-Richelieu, QC	2000	9.0	24.950	39-T	8.0	21.600	44	5.5	19.450	44	9.0	27.150	30-T	8.0	22.700	35-T	8.0	24.800	31	47.5	140.650	43
217	William Black	Halifax Alta, NS	1998	10.0	24.950	39-T	10.0	24.300	33	10.0	23.500	37	10.0	28.200	6-T	8.5	19.900	43	7.5	17.850	44	56.0	138.700	44