


Event Results

Pommel

2/17/2011


Level NO - All Age Divisions
Session MEF
NCAA Mode



Rank	Num	Name	Gym	Diff	Exec	ND	Event	Out
1T	332	Zachary Clay	BC	3.700	9.350	0.1	13.150	0.000
1T	327	Robert Kriangkum	ALB	4.000	9.050	0.1	13.150	0.000
3	349	Simon Porter	ONT	4.100	8.750	0.1	12.950	0.200
4	313	Evan Cruz	NS	3.700	9.050	0.1	12.850	0.300
5	360	Mathieu Csukassy	QUE	4.000	8.700	0.1	12.800	0.350
6	333	Devy Dyson	BC	3.500	8.800	0.1	12.400	0.750
7	325	Damien Cachia	ALB	3.600	8.550	0.1	12.250	0.900
8	320	Curtis Graves	SK	3.500	7.700	0.1	11.300	1.850

Event Results

Floor



2/17/2011


Level NO - All Age Divisions
All Sessions Combined
NCAA Mode

Rank	Num	Name	Gym	Diff	Exec	ND	Event	Out
1	314	Jared Goad	NS	3.800	9.700	0.1	13.600	0.000
2	337	Kal Nemier	BC	4.400	9.000	--	13.400	0.200
3	360	Mathieu Csukassy	QUE	4.600	8.750	--	13.350	0.250
4T	349	Simon Porter	ONT	4.200	9.200	-0.3	13.100	0.500
4T	328	Joel Kroetsch	ALB	4.100	9.000	--	13.100	0.500
6	313	Evan Cruz	NS	3.500	9.450	0.1	13.050	0.550
7	359	David Boucher	QUE	4.200	8.500	--	12.700	0.900
8	332	Zachary Clay	BC	3.700	8.700	--	12.400	1.200

Event Results

Rings

2/17/2011

Level NO - All Age Divisions
All Sessions Combined
NCAA Mode

Rank	Num	Name	Gym	Diff	Exec	ND	Event	Out
1	349	Simon Porter	ONT	4.800	9.000	---	13.800	0.000
2	361	Matthew Halickman	QUE	3.900	9.450	---	13.350	0.450
3T	337	Kal Nemier	BC	3.800	9.350	---	13.150	0.650
3T	320	Curtis Graves	SK	4.400	8.650	0.1	13.150	0.650
5*	347	Nicolas Mallia	ONT	3.800	9.050	0.1	12.950	0.850
5*	359	David Boucher	QUE	3.900	9.050	---	12.950	0.850
7	338	Joshua Stuart	BC	4.000	8.250	---	12.250	1.550
8	325	Damien Cachia	ALB	3.700	7.800	---	11.500	2.300