

# 2010 Winter Cup Prelims







## Meet Results

Feb 4, 2010

Men / SR

Session: 1







Judge's Signatures

Rank	Num	Name	Gym							AA
1	53	Tyler Mizoguchi	Illinois	Diff: 6.300	5.600	6.000	6.600	6.200	5.100	
				Exec: 8.550	7.800	7.200	8.000	8.600	7.950	
				ND:						
				Final: 14.850	13.400	13.200	14.600	14.800	13.050	83.900
				Place: 1T	9	6	18	1	11	1
2	13	Bryan Del Castillo	Berkeley	Diff: 6.100	5.300	5.300	6.200	5.700	5.700	
				Exec: 7.800	9.050	7.500	9.300	8.450	7.400	
				ND: -0.300						
				Final: 13.600	14.350	12.800	15.500	14.150	13.100	83.500
				Place: 13	3	11	3T	2T	10	2
3	95	Aaron Fortunato	Minnesota	Diff: 5.300	4.900	4.100	5.400	5.400	5.500	
				Exec: 8.450	7.900	9.350	9.400	8.550	8.500	
				ND: -0.100						
				Final: 13.650	12.800	13.450	14.800	13.950	14.000	82.650
				Place: 12	14	3	14	4	2	3
4	55	Yoshi Mori	Illinois	Diff: 5.500	4.600	5.400	6.200	5.300	5.400	
				Exec: 7.800	8.550	7.900	9.350	8.850	7.950	
				ND: -0.300			-0.100			
				Final: 13.000	13.150	13.300	15.450	14.150	13.350	82.400
				Place: 22	10T	4T	5	2T	6T	4
5	109	Patrick McLaughlin	Temple	Diff: 5.800	5.300	5.000	6.600	5.100	5.300	
				Exec: 8.550	7.450	7.650	8.900	6.500	7.600	
				ND:						
				Final: 14.350	12.750	12.650	15.500	11.600	12.900	79.750
				Place: 3	15	12	3T	26	15T	5
6	43	Adrian De Los Angeles	SCATS	Diff: 5.300	5.000	5.000	5.400	5.000	4.300	
				Exec: 8.150	8.800	7.200	9.300	8.450	7.600	
				ND:						
				Final: 13.450	13.800	12.200	14.700	13.450	11.900	79.500
				Place: 16	6T	17	16T	6T	25	6
7	114	Richard Pariseau	USOTC	Diff: 5.400	5.000	5.000	6.600	5.000	4.700	
				Exec: 7.550	8.550	5.200	8.500	8.150	8.500	
				ND:						
				Final: 12.950	13.550	10.200	15.100	13.150	13.200	78.150
				Place: 23	8	27	9T	9T	8	7
8	40	Danny Berardini	Buffalo Grove	Diff: 4.600	4.900	4.500	5.400	4.700	4.800	
				Exec: 8.550	6.600	8.550	9.350	7.850	8.200	
				ND:						
				Final: 13.150	11.500	13.050	14.750	12.550	13.000	78.000
				Place: 20	23	9T	15	15	12T	8
9	102	Craig Hernandez	Buffalo Grove	Diff: 5.200	5.800	4.700	4.600	4.900	3.700	
				Exec: 8.350	8.850	7.550	9.050	7.000	7.500	
				ND:						
				Final: 13.550	14.650	12.250	13.650	11.900	11.200	77.200
				Place: 14T	1	15T	29	22T	28	9
10	46	Joseph Hodges	Rochester	Diff: 4.900	4.600	4.500	5.400	4.900	4.700	
				Exec: 6.850	6.700	7.900	8.850	8.500	8.700	
				ND:			-0.100			
				Final: 11.750	11.300	12.400	14.150	13.400	13.400	76.400
				Place: 29	24	14	27	8	5	10

# 2010 Winter Cup Prelims

## Meet Results







Feb 4, 2010

Rank	Num	Name	Gym							AA
11	64	Jonathan Buese	Iowa	Diff: 5.300	4.800	5.700	5.400	4.900	5.200	
				Exec: 7.700	7.700	7.400	7.350	7.950	7.450	
				ND: -0.300			-0.300			
				Final: 12.700	12.500	13.100	12.450	12.850	12.650	76.250
				Place: 25T	18	8	31	12T	20	11
12T	84	Shaun Antonio	Eagle Ridge	Diff: 5.600	5.600	4.400	6.600	5.200	5.300	
				Exec: 8.300	8.200	6.700	8.100	5.350	6.950	
				ND: -0.500						
				Final: 13.400	13.800	11.100	14.700	10.550	12.250	75.800
				Place: 17	6T	25	16T	30	22	12T
12T	91	Colton Wulf	5280 Gym	Diff: 5.300	4.800	4.100	6.200	4.500	4.800	
				Exec: 7.900	7.350	7.650	8.250	7.300	8.150	
				ND: -0.500						
				Final: 12.700	12.150	11.750	14.450	11.800	12.950	75.800
				Place: 25T	20	23	21T	24	14	12T
14	31	Wasef Burbar	Buffalo Grove	Diff: 4.900	4.500	4.500	5.400	4.400	5.300	
				Exec: 6.900	7.300	7.750	9.000	7.500	7.700	
				ND: -0.100						
				Final: 11.700	11.800	12.250	14.400	11.900	13.000	75.050
				Place: 30	22	15T	23T	22T	12T	14
15	52	Alex Powarzynski	SCATS	Diff: 5.000	4.200	3.900	5.400	4.000	4.500	
				Exec: 8.050	8.350	7.000	9.450	5.500	8.350	
				ND:						
				Final: 13.050	12.550	10.900	14.850	9.500	12.850	73.700
				Place: 21	17	26	13	31	18	15
16	127	Alexander Tighe	Temple	Diff: 4.600	5.100	4.700	4.800	4.700	4.900	
				Exec: 9.150	6.100	7.100	8.150	5.950	7.800	
				ND:						
				Final: 13.750	11.200	11.800	12.950	10.650	12.700	73.050
				Place: 10T	25	22	30	29	19	16
17	85	Allan Malone	Temple	Diff: 5.300	4.300	5.000	5.400	4.300	4.300	
				Exec: 8.050	5.950	6.950	8.800	8.550	6.000	
				ND:						
				Final: 13.350	10.250	11.950	14.200	12.850	10.300	72.900
				Place: 18T	28	20	25T	12T	29	17
18	62	Jacoby Rubin	Buffalo Grove	Diff: 4.600	5.000	3.900	6.200	4.900	4.400	
				Exec: 8.000	6.950	7.950	9.400	3.700	7.100	
				ND:						
				Final: 12.600	11.950	11.850	15.600	8.600	11.500	72.100
				Place: 27	21	21	2	32	27	18
19	112	Craig Padera Jr.	Illinois	Diff: 5.700	5.500	0.000	6.200	5.600	6.100	
				Exec: 7.850	7.350	0.000	8.700	6.500	8.000	
				ND:			-0.400			
				Final: 13.550	12.850	0.000	14.500	12.100	14.100	67.100
				Place: 14T	13	28*	20	19T	1	19
20	38	Harris Coleman	Minnesota	Diff: 5.500	5.800	0.000	5.400	4.300	4.900	
				Exec: 7.350	8.050	0.000	8.400	6.800	8.000	
				ND:						
				Final: 12.850	13.850	0.000	13.800	11.100	12.900	64.500
				Place: 24	5	28*	28	28	15T	20

# 2010 Winter Cup Prelims

## Meet Results







Feb 4, 2010

Rank	Num	Name	Gym							AA
21T	81	Andre Berry	Minnesota	Diff: 5.600	5.300	0.000	6.600	5.300	5.200	
				Exec: 6.800	5.200	0.000	8.750	7.150	8.150	
				ND: -0.100						
				Final: 12.300	10.500	0.000	15.350	12.450	13.350	63.950
				Place: 28	26	28*	6*	16	6T	21T
21T	37	Vladislav Klurman	Penn State	Diff: 5.700	5.500	6.000	6.600	5.400	0.000	
				Exec: 5.700	7.600	6.000	8.750	6.700	0.000	
				ND:						
				Final: 11.400	13.100	12.000	15.350	12.100	0.000	63.950
				Place: 31	12	19	6*	19T	30*	21T
23	111	Christopher Mooney	Temple	Diff: 5.500	5.200	5.100	0.000	4.400	4.800	
				Exec: 8.350	7.100	8.200	0.000	7.900	7.400	
				ND: -0.500						
				Final: 13.350	12.300	13.300	0.000	12.300	12.200	63.450
				Place: 18T	19	4T	32*	17	23	23
24	103	Benjamin Ketelsen	Iowa	Diff: 6.000	4.900	0.000	6.200	4.900	4.500	
				Exec: 7.750	5.450	0.000	8.900	6.850	7.900	
				ND:						
				Final: 13.750	10.350	0.000	15.100	11.750	12.400	63.350
				Place: 10T	27	28*	9T	25	21	24
25	131	Chad Wiest	Illinois	Diff: 6.700	0.000	0.000	6.200	5.500	5.000	
				Exec: 8.150	0.000	0.000	9.550	7.950	8.150	
				ND:						
				Final: 14.850	0.000	0.000	15.750	13.450	13.150	57.200
				Place: 1T	30*	28*	1	6T	9	25
26	101	Eric Haeussler	Berkeley	Diff: 5.900	0.000	0.000	6.200	5.800	5.200	
				Exec: 8.050	0.000	0.000	8.800	7.800	7.700	
				ND: -0.100			-0.100			
				Final: 13.850	0.000	0.000	14.900	13.600	12.900	55.250
				Place: 7T	30*	28*	12	5	15T	26
27	133	Tyler Williamson	Illinois	Diff: 6.100	0.000	6.200	6.200	0.000	0.000	
				Exec: 7.900	0.000	7.550	9.000	0.000	0.000	
				ND: -0.200						
				Final: 13.800	0.000	13.750	15.200	0.000	0.000	42.750
				Place: 9	30*	1	8	33*	30*	27
28	32	Randall Heflin	HGA	Diff: 5.700	5.300	0.000	6.600	0.000	0.000	
				Exec: 8.250	8.600	0.000	8.100	0.000	0.000	
				ND:			-0.300			
				Final: 13.950	13.900	0.000	14.400	0.000	0.000	42.250
				Place: 6	4	28*	23T	33*	30*	28
29	90	James Brochero	Colombia*	Diff: 0.000	6.100	5.500	0.000	5.500	0.000	
				Exec: 0.000	8.400	7.650	0.000	7.650	0.000	
				ND:						
				Final: 0.000	14.500	13.150	0.000	13.150	0.000	40.800
				Place: 33*	2	7	32*	9T	30*	29
30	129	Nick Virbitsky	Penn State	Diff: 5.900	0.000	0.000	6.200	0.000	5.200	
				Exec: 8.350	0.000	0.000	8.350	0.000	6.550	
				ND:						
				Final: 14.250	0.000	0.000	14.550	0.000	11.750	40.550
				Place: 4	30*	28*	19	33*	26	30

# 2010 Winter Cup Prelims

## Meet Results

Feb 4, 2010

Rank	Num	Name	Gym							AA
31	72	Scott Bloomfield	Temple	Diff: 0.000	0.000	0.000	6.600	5.300	5.100	
				Exec: 0.000	0.000	0.000	8.800	5.950	8.750	
				ND: .	.	.	-0.400	.	.	
				Final: 0.000	0.000	0.000	15.000	11.250	13.850	40.100
				Place: 33*	30*	28*	11	27	3	31
32	105	Brian Liscovitz	Illinois	Diff: 0.000	4.900	0.000	0.000	5.700	5.600	
				Exec: 0.000	7.800	0.000	0.000	6.450	8.150	
				ND: .	.	.	.	.	.	
				Final: 0.000	12.700	0.000	0.000	12.150	13.750	38.600
				Place: 33*	16	28*	32*	18	4	32
33	33	Matt Hicks	Colorado Trn Ctr	Diff: 0.000	4.900	4.900	0.000	4.000	0.000	
				Exec: 0.000	8.250	7.250	0.000	7.950	0.000	
				ND: .	.	.	.	.	.	
				Final: 0.000	13.150	12.150	0.000	11.950	0.000	37.250
				Place: 33*	10T	18	32*	21	30*	33
34	35	Tyler Croteau	Temple	Diff: 5.600	4.800	0.000	0.000	4.600	0.000	
				Exec: 8.250	5.000	0.000	0.000	8.400	0.000	
				ND: .	.	.	.	.	.	
				Final: 13.850	9.800	0.000	0.000	13.000	0.000	36.650
				Place: 7T	29	28*	32*	11	30*	34
35	97	Joshua Glenn	SCATS	Diff: 0.000	0.000	3.700	0.000	4.800	4.900	
				Exec: 0.000	0.000	7.650	0.000	8.000	7.200	
				ND: .	.	.	.	.	.	
				Final: 0.000	0.000	11.350	0.000	12.800	12.100	36.250
				Place: 33*	30*	24	32*	14	24	35
36	117	Adam Reichow	Minnesota	Diff: 5.700	0.000	0.000	6.200	0.000	0.000	
				Exec: 8.600	0.000	0.000	8.350	0.000	0.000	
				ND: -0.200	.	.	-0.100	.	.	
				Final: 14.100	0.000	0.000	14.450	0.000	0.000	28.550
				Place: 5	30*	28*	21T	33*	30*	36
37	63	Evan Burke	Temple	Diff: 4.700	0.000	0.000	6.200	0.000	0.000	
				Exec: 5.700	0.000	0.000	8.100	0.000	0.000	
				ND: -0.300	.	.	-0.100	.	.	
				Final: 10.100	0.000	0.000	14.200	0.000	0.000	24.300
				Place: 32	30*	28*	25T	33*	30*	37
38	99	Christopher Graham	HGA	Diff: 0.000	0.000	5.700	0.000	0.000	0.000	
				Exec: 0.000	0.000	7.800	0.000	0.000	0.000	
				ND: .	.	.	.	.	.	
				Final: 0.000	0.000	13.500	0.000	0.000	0.000	13.500
				Place: 33*	30*	2	32*	33*	30*	38
39	119	Scott Rosenthal	Penn State	Diff: 0.000	0.000	6.200	0.000	0.000	0.000	
				Exec: 0.000	0.000	6.850	0.000	0.000	0.000	
				ND: .	.	.	.	.	.	
				Final: 0.000	0.000	13.050	0.000	0.000	0.000	13.050
				Place: 33*	30*	9T	32*	33*	30*	39
40	115	Michael Partizpanyan	Glendale YMCA	Diff: 0.000	0.000	6.000	0.000	0.000	0.000	
				Exec: 0.000	0.000	6.450	0.000	0.000	0.000	
				ND: .	.	.	.	.	.	
				Final: 0.000	0.000	12.450	0.000	0.000	0.000	12.450
				Place: 33*	30*	13	32*	33*	30*	40