







# 2010 Visa Championships - Men Day 1

## Meet Results - Seniors

### Men

#### Competition I

Wednesday, August 11, 7:00pm

| Rank | Num | Name               | Gym              |  |  |  |  |  |  | AA                        |
|------|-----|--------------------|------------------|---|---|---|---|---|---|---------------------------|
| 1    | 11  | Jonathan Horton    | Cypress Academy  | Diff: 6.300<br>Exec: 8.800<br>ND:<br>Final: 15.100<br>Place: 4T                   | 5.200<br>8.750<br>-<br>13.950<br>12   | 7.000<br>8.700<br>-<br>15.700<br>2  | 6.600<br>9.450<br>-<br>16.050<br>5  | 6.200<br>9.150<br>-<br>15.350<br>3  | 6.400<br>7.800<br>-<br>14.200<br>14T  | <b>90.350</b><br><b>1</b> |
| 2    | 41  | Danell Leyva       | Universal        | Diff: 6.100<br>Exec: 8.650<br>ND:<br>Final: 14.750<br>Place: 14T                  | 5.600<br>8.200<br>-<br>13.800<br>14T  | 5.900<br>8.750<br>-<br>14.650<br>6  | 6.200<br>9.000<br>-<br>15.200<br>23*  | 6.400<br>9.200<br>-0.300<br>15.300<br>4   | 7.400<br>8.250<br>-<br>15.650<br>2  | 89.350<br>2               |
| 3    | 86  | Brandon Wynn       | Ohio State       | Diff: 5.900<br>Exec: 9.200<br>ND:<br>Final: 15.100<br>Place: 4T                   | 5.200<br>7.150<br>-<br>12.350<br>32T  | 7.000<br>9.000<br>-<br><b>16.000</b><br><b>1</b>                                    | 6.600<br>9.200<br>-<br>15.800<br>7T   | 6.800<br>8.400<br>-<br>15.200<br>5  | 5.500<br>8.750<br>-<br>14.250<br>13   | 88.700<br>3               |
| 4    | 13  | Bryan Del Castillo | Cal Berkeley     | Diff: 5.800<br>Exec: 9.200<br>ND:<br>Final: 15.000<br>Place: 6T                   | 5.500<br>8.500<br>-<br>14.000<br>9T   | 5.200<br>9.150<br>-<br>14.350<br>12T  | 6.200<br>9.000<br>-<br>15.200<br>23T  | 5.800<br>9.350<br>-<br>15.150<br>6T   | 6.000<br>8.550<br>-<br>14.550<br>10   | 88.250<br>4               |
| 5    | 24  | Jake Dalton        | Univ of Oklahoma | Diff: 6.300<br>Exec: 9.000<br>ND:<br>Final: 15.300<br>Place: 2                    | 4.700<br>7.700<br>-<br>12.400<br>31   | 5.800<br>8.750<br>-<br>14.550<br>9T   | 7.400<br>9.350<br>-<br>16.750<br>2  | 5.800<br>8.900<br>-<br>14.700<br>13T  | 5.900<br>8.300<br>-<br>14.200<br>14T  | 87.900<br>5               |
| 6    | 34  | Glen Ishino        | Cal Berkeley     | Diff: 5.900<br>Exec: 8.650<br>ND:<br>Final: 14.550<br>Place: 17                   | 6.300<br>8.250<br>-<br>14.550<br>5T   | 5.600<br>8.750<br>-<br>14.350<br>12T  | 6.200<br>9.150<br>-<br>15.350<br>17T  | 6.100<br>9.050<br>-<br>15.150<br>6T   | 5.600<br>8.050<br>-<br>13.650<br>25   | 87.600<br>6               |
| 7T   | 16  | Chris Brooks       | Univ of Oklahoma | Diff: 5.600<br>Exec: 8.000<br>ND: -0.400<br>Final: 13.200<br>Place: 39            | 5.600<br>6.450<br>-<br>12.050<br>36   | 6.000<br>8.550<br>-<br>14.550<br>9T   | 6.600<br>9.300<br>-<br>15.900<br>6  | 6.500<br>9.200<br>-<br><b>15.700</b><br><b>1</b>                                    | 6.900<br>8.900<br>-<br><b>15.800</b><br><b>1</b>                                    | 87.200<br>7T              |
| 7T   | 15  | Andrew Elkind      | USOTC            | Diff: 5.500<br>Exec: 9.300<br>ND:<br>Final: 14.800<br>Place: 13                   | 5.600<br>8.100<br>-<br>13.700<br>17T  | 5.700<br>8.750<br>-<br>14.450<br>11   | 5.800<br>9.200<br>-<br>15.000<br>32   | 6.200<br>8.300<br>-<br>14.500<br>17T  | 6.700<br>8.050<br>-<br>14.750<br>8  | 87.200<br>7T              |
| 9    | 73  | Paul Ruggeri       | Univ of Illinois | Diff: 6.300<br>Exec: 8.950<br>ND: -0.400<br>Final: 14.850<br>Place: 11T           | 4.500<br>7.850<br>-<br>12.350<br>32T  | 5.200<br>7.900<br>-<br>13.100<br>34   | 7.000<br>9.600<br>-<br>16.600<br>3  | 6.000<br>8.350<br>-<br>14.350<br>21T  | 6.900<br>8.450<br>-<br>15.350<br>3T   | 86.600<br>9               |







# 2010 Visa Championships - Men Day 1

## Meet Results - Seniors

### Men

#### Competition I

Wednesday, August 11, 7:00pm

| Rank | Num | Name                | Gym              | Diff:         |  |  |  |  |  |  | AA     |
|------|-----|---------------------|------------------|---------------|---|---|---|---|---|---|--------|
| 10   | 74  | Mel Anton Santander | Univ of Michigan | 5.600         | 6.000   | 5.100   | 6.200   | 5.800   | 5.700   |   |        |
|      |     |                     |                  | Exec: 8.000   | 8.850   | 8.700   | 9.350   | 8.100   | 8.750   |   |        |
|      |     |                     |                  | ND:           |   |   |   |   |   |   |        |
|      |     |                     |                  | Final: 13.600 | 14.850  | 13.800  | 15.550  | 13.900  | 14.450  |   | 86.150 |
|      |     |                     |                  | Place: 36     | 2T  | 26T   | 10T   | 30T   | 11  |   | 10     |
| 11T  | 1   | Wesley Haagensen    | USOTC            | 6.000         | 5.900   | 6.400   | 6.200   | 5.900   | 6.200   |   |        |
|      |     |                     |                  | Exec: 9.000   | 7.900   | 9.150   | 9.300   | 6.400   | 7.700   |   |        |
|      |     |                     |                  | ND:           |   |   |   |   |   |   |        |
|      |     |                     |                  | Final: 15.000 | 13.800  | 15.550  | 15.500  | 12.300  | 13.900  |   | 86.050 |
|      |     |                     |                  | Place: 6T     | 14T   | 3   | 12T   | 39T   | 19T   |   | 11T    |
| 11T  | 18  | Kyson Bunthuwong    | Golden Bear      | 5.800         | 5.600   | 5.400   | 6.200   | 5.400   | 5.900   |   |        |
|      |     |                     |                  | Exec: 7.900   | 9.050   | 8.550   | 9.250   | 8.050   | 8.950   |   |        |
|      |     |                     |                  | ND:           |   |   |   |   |   |   |        |
|      |     |                     |                  | Final: 13.700 | 14.650  | 13.950  | 15.450  | 13.450  | 14.850  |   | 86.050 |
|      |     |                     |                  | Place: 34T    | 4   | 21T   | 14T   | 36  | 7   |   | 11T    |
| 13   | 19  | Alex Buscaglia      | Stanford         | 6.500         | 4.000   | 5.500   | 7.000   | 5.300   | 7.100   |   |        |
|      |     |                     |                  | Exec: 7.800   | 7.750   | 8.450   | 9.400   | 8.900   | 8.250   |   |        |
|      |     |                     |                  | ND:           |   |   |   |   |   |   |        |
|      |     |                     |                  | Final: 14.300 | 11.750  | 13.950  | 16.400  | 14.200  | 15.350  |   | 85.950 |
|      |     |                     |                  | Place: 24T    | 39T   | 21T   | 4   | 23T   | 3T  |   | 13     |
| 14T  | 2   | Thomas Kelley       | Univ of Michigan | 5.800         | 4.300   | 5.900   | 5.800   | 5.900   | 6.100   |   |        |
|      |     |                     |                  | Exec: 8.950   | 7.450   | 8.400   | 9.400   | 9.000   | 8.900   |   |        |
|      |     |                     |                  | ND:           |   |   |   |   |   |   |        |
|      |     |                     |                  | Final: 14.750 | 11.750  | 14.300  | 15.200  | 14.900  | 15.000  |   | 85.900 |
|      |     |                     |                  | Place: 14T    | 39T   | 16  | 23T   | 9T  | 6   |   | 14T    |
| 14T  | 10  | Alexy Bilozertchev  | USOTC            | 6.000         | 5.600   | 5.600   | 6.600   | 5.800   | 5.700   |   |        |
|      |     |                     |                  | Exec: 9.000   | 8.050   | 8.000   | 8.100   | 8.950   | 8.900   |   |        |
|      |     |                     |                  | ND: -0.100    |   |   | -0.300  |   |   |   |        |
|      |     |                     |                  | Final: 14.900 | 13.650  | 13.600  | 14.400  | 14.750  | 14.600  |   | 85.900 |
|      |     |                     |                  | Place: 9T     | 19T   | 28  | 40  | 11T   | 9   |   | 14T    |
| 14T  | 8   | Dylan Akers         | Cypress Academy  | 5.700         | 5.700   | 5.400   | 6.600   | 5.400   | 5.400   |   |        |
|      |     |                     |                  | Exec: 8.750   | 8.700   | 8.550   | 8.050   | 9.350   | 8.300   |   |        |
|      |     |                     |                  | ND:           |   |   |   |   |   |   |        |
|      |     |                     |                  | Final: 14.450 | 14.400  | 13.950  | 14.650  | 14.750  | 13.700  |   | 85.900 |
|      |     |                     |                  | Place: 19T    | 7   | 21T   | 33T   | 11T   | 24  |   | 14T    |
| 17T  | 21  | Joshua Dixon        | Stanford         | 6.900         | 5.300   | 5.600   | 6.200   | 5.700   | 5.500   |   |        |
|      |     |                     |                  | Exec: 8.600   | 7.650   | 7.600   | 9.000   | 9.000   | 8.650   |   |        |
|      |     |                     |                  | ND:           |   |   |   |   |   |   |        |
|      |     |                     |                  | Final: 15.500 | 12.950  | 13.200  | 15.200  | 14.700  | 14.150  |   | 85.700 |
|      |     |                     |                  | Place: 1      | 27  | 31T   | 23*   | 13T   | 17  |   | 17T    |
| 17T  | 79  | Jesse Silverstein   | US Gym Ctr II    | 6.100         | 5.300   | 5.500   | 6.600   | 5.600   | 5.100   |   |        |
|      |     |                     |                  | Exec: 8.100   | 8.700   | 9.100   | 9.050   | 8.600   | 8.050   |   |        |
|      |     |                     |                  | ND: -0.100    |   |   |   |   |   |   |        |
|      |     |                     |                  | Final: 14.100 | 14.000  | 14.600  | 15.650  | 14.200  | 13.150  |   | 85.700 |
|      |     |                     |                  | Place: 27T    | 9T  | 7T  | 9   | 23T   | 33T   |   | 17T    |







# 2010 Visa Championships - Men Day 1

## Meet Results - Seniors

### Men

#### Competition I

Wednesday, August 11, 7:00pm

| Rank | Num | Name              | Gym              | Diff:         |  |  |  |  |  |  | AA |
|------|-----|-------------------|------------------|---------------|---|---|---|---|---|---|----|
| 17T  | 20  | Chris Cameron     | Univ of Michigan | 6.000         | 5.800   | 6.300   | 6.200   | 5.500   | 5.300   |   |    |
|      |     |                   |                  | Exec: 8.500   | 9.050   | 8.450   | 7.850   | 8.400   | 8.450   |   |    |
|      |     |                   |                  | ND:           |   |   | -0.100  |   |   |   |    |
|      |     |                   |                  | Final: 14.500 | 14.850  | 14.750  | 13.950  | 13.900  | 13.750  | 85.700  |    |
|      |     |                   |                  | Place: 18     | 2T  | 5   | 41  | 30T   | 22T   | 17T   |    |
| 20   | 71  | Christopher Stehl | Univ of Oklahoma | 5.100         | 5.600   | 5.300   | 5.800   | 5.100   | 4.800   |   |    |
|      |     |                   |                  | Exec: 9.250   | 8.200   | 8.850   | 9.300   | 9.100   | 9.100   |   |    |
|      |     |                   |                  | ND:           |   |   |   |   |   |   |    |
|      |     |                   |                  | Final: 14.350 | 13.800  | 14.150  | 15.100  | 14.200  | 13.900  | 85.500  |    |
|      |     |                   |                  | Place: 22T    | 14T   | 19  | 29T   | 23T   | 19T   | 20  |    |
| 21   | 56  | Alexander Naddour | Univ of Oklahoma | 5.900         | 6.100   | 5.500   | 6.600   | 5.300   | 5.500   |   |    |
|      |     |                   |                  | Exec: 8.750   | 7.600   | 8.350   | 9.200   | 8.350   | 8.500   |   |    |
|      |     |                   |                  | ND: -0.300    |   |   |   |   |   |   |    |
|      |     |                   |                  | Final: 14.350 | 13.700  | 13.850  | 15.800  | 13.650  | 14.000  | 85.350  |    |
|      |     |                   |                  | Place: 22T    | 17T   | 25  | 7T  | 33  | 18  | 21  |    |
| 22   | 28  | Tim Gentry        | Stanford         | 5.800         | 4.800   | 6.600   | 6.600   | 5.200   | 5.500   |   |    |
|      |     |                   |                  | Exec: 9.100   | 7.850   | 7.650   | 8.750   | 9.150   | 8.250   |   |    |
|      |     |                   |                  | ND:           |   |   |   |   |   |   |    |
|      |     |                   |                  | Final: 14.900 | 12.650  | 14.250  | 15.350  | 14.350  | 13.750  | 85.250  |    |
|      |     |                   |                  | Place: 9T     | 29  | 17  | 17T   | 21T   | 22T   | 22  |    |
| 23   | 50  | Steven Legendre   | Univ of Oklahoma | 7.300         | 5.500   | 5.900   | 7.600   | 6.200   | 5.200   |   |    |
|      |     |                   |                  | Exec: 7.500   | 7.700   | 7.900   | 9.450   | 7.400   | 7.950   |   |    |
|      |     |                   |                  | ND: -0.400    |   |   |   |   |   |   |    |
|      |     |                   |                  | Final: 14.400 | 13.200  | 13.800  | 17.050  | 13.600  | 13.150  | 85.200  |    |
|      |     |                   |                  | Place: 21     | 24  | 26T   | 1   | 34  | 33T   | 23  |    |
| 24   | 42  | Ryan Lieberman    | Stanford         | 5.600         | 5.400   | 5.600   | 6.200   | 6.100   | 5.900   |   |    |
|      |     |                   |                  | Exec: 8.500   | 7.450   | 7.800   | 8.850   | 9.300   | 8.300   |   |    |
|      |     |                   |                  | ND: -0.100    |   |   |   |   |   |   |    |
|      |     |                   |                  | Final: 14.000 | 12.850  | 13.400  | 15.050  | 15.400  | 14.200  | 84.900  |    |
|      |     |                   |                  | Place: 30T    | 28  | 29  | 31  | 2   | 14T   | 24  |    |
| 25   | 57  | Sho Nakamori      | Champion Academy | 5.600         | 5.800   | 5.700   | 5.400   | 6.100   | 5.600   |   |    |
|      |     |                   |                  | Exec: 8.700   | 7.650   | 8.250   | 9.150   | 8.850   | 8.450   |   |    |
|      |     |                   |                  | ND:           |   |   |   |   | -0.500  |   |    |
|      |     |                   |                  | Final: 14.300 | 13.450  | 13.950  | 14.550  | 14.950  | 13.550  | 84.750  |    |
|      |     |                   |                  | Place: 24T    | 22  | 21T   | 36T   | 8   | 29T   | 25  |    |
| 26   | 51  | Edward Mesa       | Universal        | 5.800         | 5.700   | 5.900   | 6.200   | 5.600   | 5.700   |   |    |
|      |     |                   |                  | Exec: 8.300   | 8.150   | 8.150   | 8.450   | 8.450   | 8.200   |   |    |
|      |     |                   |                  | ND:           |   |   |   |   |   |   |    |
|      |     |                   |                  | Final: 14.100 | 13.850  | 14.050  | 14.650  | 14.050  | 13.900  | 84.600  |    |
|      |     |                   |                  | Place: 27T    | 13  | 20  | 33T   | 28  | 19T   | 26  |    |
| 27   | 36  | CJ Maestas        | Gold Cup         | 5.600         | 5.400   | 6.100   | 6.200   | 5.800   | 5.200   |   |    |
|      |     |                   |                  | Exec: 8.700   | 6.500   | 8.500   | 9.050   | 8.700   | 8.050   |   |    |
|      |     |                   |                  | ND:           |   |   |   |   |   |   |    |
|      |     |                   |                  | Final: 14.300 | 11.900  | 14.600  | 15.250  | 14.500  | 13.250  | 83.800  |    |
|      |     |                   |                  | Place: 24T    | 38  | 7T  | 21T   | 17T   | 32  | 27  |    |







# 2010 Visa Championships - Men Day 1

## Meet Results - Seniors

### Men

#### Competition I

Wednesday, August 11, 7:00pm

| Rank | Num | Name            | Gym              |  |  |  |  |  |  | AA           |
|------|-----|-----------------|------------------|---|---|---|---|---|---|--------------|
| 28   | 64  | Aaron Fortunato | Minnesota        | Diff: 5.300<br>Exec: 8.550<br>ND: -0.100<br>Final: 13.750<br>Place: 33            | 5.200<br>8.450  | 4.800<br>8.550  | 5.800<br>9.450  | 5.300<br>8.850  | 5.500<br>7.500  | 83.150<br>28 |
| 29   | 53  | Tyler Mizoguchi | Univ of Illinois | Diff: 5.900<br>Exec: 7.100<br>ND:<br>Final: 13.000<br>Place: 41                   | 5.700<br>7.600  | 6.000<br>8.350  | 6.600<br>8.700  | 6.200<br>8.350  | 5.400<br>6.950  | 82.850<br>29 |
| 30   | 27  | Tyler Evans     | Springfield      | Diff: 5.300<br>Exec: 8.400<br>ND:<br>Final: 13.700<br>Place: 34T                  | 4.900<br>7.550  | 4.800<br>7.900  | 6.200<br>8.950  | 5.200<br>8.900  | 5.200<br>8.350  | 81.650<br>30 |
| 31   | 3   | Donothan Bailey | Cal Berkeley     | Diff: 5.600<br>Exec: 7.900<br>ND: -0.200<br>Final: 13.300<br>Place: 38            | 6.600<br>6.500  | 5.500<br>7.700  | 6.200<br>8.350  | 5.100<br>8.450  | 5.400<br>7.950  | 81.050<br>31 |
| 32   | 35  | Spencer Johnson | Cypress Academy  | Diff: 5.400<br>Exec: 8.650<br>ND:<br>Final: 14.050<br>Place: 29                   | 4.900<br>7.100  | 4.600<br>8.150  | 6.200<br>9.250  | 5.300<br>7.850  | 5.300<br>8.300  | 81.000<br>32 |
| 33   | 33  | Matthew Hicks   | Colo Train Ctr   | Diff: 5.000<br>Exec: 8.800<br>ND:<br>Final: 13.800<br>Place: 32                   | 5.200<br>7.150  | 5.400<br>7.750  | 5.400<br>9.250  | 5.100<br>7.800  | 5.500<br>7.400  | 79.750<br>33 |
| 34   | 12  | Joseph Hagerty  | USOTC            | Diff: 6.000<br>Exec: 9.150<br>ND:<br>Final: 15.150<br>Place: 3                    | 4.800<br>8.250  | ___<br>___  | 6.200<br>9.350  | 6.000<br>8.900  | 6.100<br>8.200  | 72.950<br>34 |
| 35   | 60  | John Orozco     | World Cup        | Diff: 5.900<br>Exec: 8.850<br>ND:<br>Final: 14.750<br>Place: 14T                  | 6.000<br>8.050  | 5.800<br>8.550  | 6.200<br>8.300  | 0.000<br>0.000  | 6.200<br>8.900  | 72.750<br>35 |
| 36   | 84  | Shaun Antonio   | Eagle Ridge      | Diff: 5.700<br>Exec: 8.400<br>ND: -0.100<br>Final: 14.000<br>Place: 30T           | 5.600<br>7.950  | ___<br>___  | 6.600<br>8.550  | 5.600<br>6.700  | 5.300<br>7.000  | 67.300<br>36 |







# 2010 Visa Championships - Men Day 1

## Meet Results - Seniors

### Men

#### Competition I

Wednesday, August 11, 7:00pm

| Rank | Num | Name              | Gym              | Diff:         |  |  |  |  |  |  | AA |
|------|-----|-------------------|------------------|---------------|---|---|---|---|---|---|----|
| 37   | 75  | Matthew del Junco | New Hope         | 5.000         | 4.600   | 4.700   | 6.200   | —   | 4.500   |   |    |
|      |     |                   |                  | Exec: 8.150   | 7.600   | 7.400   | 9.400   | —   | 8.650   |   |    |
|      |     |                   |                  | ND: —         | —   | —   | -0.100  | —   | —   |   |    |
|      |     |                   |                  | Final: 13.150 | 12.200  | 12.100  | 15.500  | —   | 13.150  | 66.100  |    |
|      |     |                   |                  | Place: 40     | 35  | 37  | 12T   | 41*   | 33T   |   | 37 |
| 38   | 32  | RJ Heflin         | HGA GymMasters   | 6.200         | 6.100   | —   | 6.600   | 5.500   | —   |   |    |
|      |     |                   |                  | Exec: 8.800   | 8.450   | —   | 9.000   | 9.050   | —   |   |    |
|      |     |                   |                  | ND: —         | —   | —   | -0.300  | —   | —   |   |    |
|      |     |                   |                  | Final: 15.000 | 14.550  | —   | 15.300  | 14.550  | —   | 59.400  |    |
|      |     |                   |                  | Place: 6T     | 5T  | 38*   | 19T   | 15T   | 41*   |   | 38 |
| 39   | 58  | Philip Onorato    | Ohio State       | 5.800         | —   | 5.900   | 6.600   | 5.500   | —   |   |    |
|      |     |                   |                  | Exec: 9.050   | —   | 8.300   | 8.600   | 8.500   | —   |   |    |
|      |     |                   |                  | ND: —         | —   | —   | -0.100  | —   | —   |   |    |
|      |     |                   |                  | Final: 14.850 | —   | 14.200  | 15.100  | 14.000  | —   | 58.150  |    |
|      |     |                   |                  | Place: 11T    | 41*   | 18  | 29T   | 29  | 41*   |   | 39 |
| 40   | 9   | Chad Wiest        | Univ of Illinois | 6.400         | —   | —   | 6.200   | 5.500   | 5.000   |   |    |
|      |     |                   |                  | Exec: 8.050   | —   | —   | 9.250   | 8.900   | 8.600   |   |    |
|      |     |                   |                  | ND: —         | —   | —   | —   | —   | —   |   |    |
|      |     |                   |                  | Final: 14.450 | —   | —   | 15.450  | 14.400  | 13.600  | 57.900  |    |
|      |     |                   |                  | Place: 19T    | 41*   | 38*   | 14T   | 20  | 26T   |   | 40 |
| 41   | 26  | Kevin Tan         | Penn State       | 0.000         | 5.900   | 7.100   | 0.000   | 6.100   | 5.800   |   |    |
|      |     |                   |                  | Exec: 0.000   | 8.100   | 7.850   | 0.000   | 8.350   | 7.800   |   |    |
|      |     |                   |                  | ND: —         | —   | —   | —   | —   | —   |   |    |
|      |     |                   |                  | Final: 0.000  | 14.000  | 14.950  | 0.000   | 14.450  | 13.600  | 57.000  |    |
|      |     |                   |                  | Place: 42*    | 9T  | 4   | 42*   | 19  | 26T   |   | 41 |
| 42   | 72  | Scott Bloomfield  | Temple           | 5.400         | —   | —   | 6.600   | 5.600   | 5.500   |   |    |
|      |     |                   |                  | Exec: 8.050   | —   | —   | 8.050   | 8.200   | 6.100   |   |    |
|      |     |                   |                  | ND: —         | —   | —   | -0.100  | —   | —   |   |    |
|      |     |                   |                  | Final: 13.450 | —   | —   | 14.550  | 13.800  | 11.600  | 53.400  |    |
|      |     |                   |                  | Place: 37     | 41*   | 38*   | 36T   | 32  | 40  |   | 42 |
| 43   | 67  | Daniel Ribiero    | Univ of Illinois | —             | 6.600   | —   | —   | —   | —   |   |    |
|      |     |                   |                  | Exec: —       | 8.900   | —   | —   | —   | —   |   |    |
|      |     |                   |                  | ND: —         | —   | —   | —   | —   | —   |   |    |
|      |     |                   |                  | Final: —      | 15.500  | —   | —   | —   | —   | 15.500  |    |
|      |     |                   |                  | Place: 42*    | 1   | 38*   | 42*   | 41*   | 41*   |   | 43 |