







# 2010 Canadian Championships 3

## HP Tyro Combined Men







5/25/2010 - 5/29/2010

| Place | Num | Name/Gym                              |         |  |  |  |  |  |  | AA     |        |        |                |
|-------|-----|---------------------------------------|---------|---|---|---|---|---|---|--------|--------|--------|----------------|
| 1     | 568 | Zachary Clay (1995)<br>BC - Twisters  | Prelims | Diff:   | 5.000   | 5.000   | 5.000   | 4.500   | 5.000   | 5.000  | 82.650 |        |                |
|       |     |                                       |         | Exec:   | 8.950   | 9.550   | 8.500   | 9.200   | 8.950   | 7.800  |        |        |                |
|       |     |                                       |         | ND:   | .   | 0.100   | 0.100   | .   | .   | .      |        |        |                |
|       |     |                                       |         | Final:  | 13.950  | 14.650  | 13.600  | 13.700  | 13.950  | 12.800 |        |        |                |
|       |     |                                       | Finals  | Diff:   | 4.200   | 4.400   | 4.100   | 4.400   | 4.300   | 3.800  |        | 79.400 |                |
|       |     |                                       |         | Exec:   | 8.850   | 9.100   | 8.950   | 9.350   | 8.700   | 8.950  |        |        |                |
|       |     |                                       |         | ND:   | .   | .   | 0.100   | .   | 0.100   | 0.100  |        |        |                |
|       |     |                                       |         | Final:  | 13.050  | 13.500  | 13.150  | 13.750  | 13.100  | 12.850 |        |        |                |
|       |     |                                       |         | <b>Combined Total:</b>  |   |   |   |   |   |        |        |        | <b>162.050</b> |
|       |     |                                       |         |   |   |   |   |   |   |        |        |        |                |
| 2     | 566 | Joshua Stuart (1995)<br>BC - Richmond | Prelims | Diff:   | 5.000   | 5.000   | 5.000   | 4.500   | 2.800   | 5.000  | 81.950 |        |                |
|       |     |                                       |         | Exec:   | 8.850   | 9.050   | 8.950   | 9.300   | 9.200   | 9.200  |        |        |                |
|       |     |                                       |         | ND:   | .   | .   | .   | .   | 0.100   | .      |        |        |                |
|       |     |                                       |         | Final:  | 13.850  | 14.050  | 13.950  | 13.800  | 12.100  | 14.200 |        |        |                |
|       |     |                                       | Finals  | Diff:   | 5.000   | 4.500   | 4.500   | 3.600   | 4.400   | 4.000  |        | 77.200 |                |
|       |     |                                       |         | Exec:   | 8.500   | 8.000   | 9.050   | 9.150   | 7.450   | 8.950  |        |        |                |
|       |     |                                       |         | ND:   | .   | .   | 0.100   | .   | .   | .      |        |        |                |
|       |     |                                       |         | Final:  | 13.500  | 12.500  | 13.650  | 12.750  | 11.850  | 12.950 |        |        |                |
|       |     |                                       |         | <b>Combined Total:</b>  |   |   |   |   |   |        |        |        | <b>159.150</b> |
|       |     |                                       |         |   |   |   |   |   |   |        |        |        |                |
| 3     | 565 | Scott Nabata (1995)<br>BC - KATTS     | Prelims | Diff:   | 5.000   | 5.000   | 5.000   | 4.500   | 5.000   | 5.000  | 81.750 |        |                |
|       |     |                                       |         | Exec:   | 8.900   | 8.950   | 8.300   | 8.450   | 8.350   | 9.000  |        |        |                |
|       |     |                                       |         | ND:   | .   | 0.100   | 0.100   | .   | 0.100   | .      |        |        |                |
|       |     |                                       |         | Final:  | 13.900  | 14.050  | 13.400  | 12.950  | 13.450  | 14.000 |        |        |                |
|       |     |                                       | Finals  | Diff:   | 4.200   | 3.700   | 4.100   | 3.600   | 4.300   | 3.800  |        | 76.100 |                |
|       |     |                                       |         | Exec:   | 8.800   | 8.550   | 9.250   | 8.800   | 7.550   | 9.150  |        |        |                |
|       |     |                                       |         | ND:   | .   | .   | 0.100   | .   | 0.100   | 0.100  |        |        |                |
|       |     |                                       |         | Final:  | 13.000  | 12.250  | 13.450  | 12.400  | 11.950  | 13.050 |        |        |                |
|       |     |                                       |         | <b>Combined Total:</b>  |   |   |   |   |   |        |        |        | <b>157.850</b> |
|       |     |                                       |         |   |   |   |   |   |   |        |        |        |                |
| 4     | 572 | Samuel Paquin (1995)<br>QC - IMCO     | Prelims | Diff:   | 5.000   | 5.000   | 5.000   | 4.500   | 2.800   | 3.500  | 72.600 |        |                |
|       |     |                                       |         | Exec:   | 9.300   | 7.500   | 7.950   | 8.800   | 8.900   | 8.450  |        |        |                |
|       |     |                                       |         | ND:   | .   | -4.100  | .   | .   | .   | .      |        |        |                |
|       |     |                                       |         | Final:  | 14.300  | 8.400   | 12.950  | 13.300  | 11.700  | 11.950 |        |        |                |
|       |     |                                       | Finals  | Diff:   | 4.300   | 3.800   | 4.000   | 2.800   | 4.300   | 3.000  |        | 75.800 |                |
|       |     |                                       |         | Exec:   | 8.650   | 8.800   | 9.000   | 9.400   | 8.800   | 8.950  |        |        |                |
|       |     |                                       |         | ND:   | -0.300  | .   | .   | 0.100   | 0.100   | 0.100  |        |        |                |
|       |     |                                       |         | Final:  | 12.650  | 12.600  | 13.000  | 12.300  | 13.200  | 12.050 |        |        |                |
|       |     |                                       |         | <b>Combined Total:</b>  |   |   |   |   |   |        |        |        | <b>148.400</b> |
|       |     |                                       |         |   |   |   |   |   |   |        |        |        |                |
| 5     | 569 | Cory Paterson (1995)<br>ON - Oakville | Prelims | Diff:   | 2.300   | 5.000   | 5.000   | 4.500   | 5.000   | 5.000  | 73.900 |        |                |
|       |     |                                       |         | Exec:   | 9.150   | 9.250   | 8.400   | 8.100   | 9.150   | 9.650  |        |        |                |
|       |     |                                       |         | ND:   | .   | 0.100   | .   | .   | -6.700  | .      |        |        |                |
|       |     |                                       |         | Final:  | 11.450  | 14.350  | 13.400  | 12.600  | 7.450   | 14.650 |        |        |                |
|       |     |                                       | Finals  | Diff:   | 3.400   | 3.700   | 4.100   | 2.800   | 3.400   | 4.100  |        | 74.450 |                |
|       |     |                                       |         | Exec:   | 9.400   | 7.550   | 8.800   | 9.100   | 8.900   | 9.200  |        |        |                |
|       |     |                                       |         | ND:   | .   | .   | .   | .   | .   | .      |        |        |                |
|       |     |                                       |         | Final:  | 12.800  | 11.250  | 12.900  | 11.900  | 12.300  | 13.300 |        |        |                |
|       |     |                                       |         | <b>Combined Total:</b>  |   |   |   |   |   |        |        |        | <b>148.350</b> |
|       |     |                                       |         |   |   |   |   |   |   |        |        |        |                |

# 2010 Canadian Championships 3

## HP Tyro Combined Men







5/25/2010 - 5/29/2010

| Place  | Num                    | Name/Gym                              |  |                        |  |  |  |  |  |  | AA     |                |                |
|--------|------------------------|---------------------------------------|--|------------------------|---|---|---|---|---|---|--------|----------------|----------------|
| 6      | 571                    | Matthew Halickman (1996)<br>QC - IMCO | Prelims                                    | Diff:                  | 5.000   | 5.000   | 5.000   | 4.500   | 5.000   | 5.000   | 77.300 |                |                |
|        |                        |                                       |  | Exec:                  | 9.000   | 6.600   | 8.750   | 8.200   | 8.000   | 9.050   |        |                |                |
|        |                        |                                       |  | ND:                    | .   | -1.800  | .   | .   | .   | .   |        |                |                |
|        |                        |                                       |  | Final:                 | 14.000  | 9.800   | 13.750  | 12.700  | 13.000  | 14.050  |        |                |                |
|        |                        |                                       | Finals                                     | Diff:                  | 4.300   | 3.100   | 4.300   | 3.600   | 3.700   | 3.300   |        | 70.300         |                |
|        |                        |                                       |  | Exec:                  | 7.200   | 7.150   | 9.350   | 8.900   | 7.800   | 7.800   |        |                |                |
|        |                        |                                       |  | ND:                    | -0.300  | .   | 0.100   | .   | .   | .   |        |                |                |
|        |                        |                                       |  | Final:                 | 11.200  | 10.250  | 13.750  | 12.500  | 11.500  | 11.100  |        |                |                |
|        |                        |                                       |  | <b>Combined Total:</b> |   |   |   |   |   |   |        |                | <b>147.600</b> |
|        |                        |                                       |  | 7                      | 567   | Gordie Kordas (1995)<br>BC - Surrey   | Prelims   | Diff:   | 5.000   | 5.000   |        |                | 5.000          |
| Exec:  | 8.750                  | 8.550                                 | 7.900                                      |                        |   |   |   | 8.000   | 8.400   | 8.450   |        |                |                |
| ND:    | 0.100                  | .                                     | .  |                        |   |   |   | .   | 0.100   | .   |        |                |                |
| Final: | 13.850                 | 13.550                                | 12.900                                     |                        |   |   |   | 12.500  | 11.300  | 13.450  |        |                |                |
| Finals | Diff:                  | 4.000                                 | 4.000                                      |                        |   |   | 4.000   | 3.000   | 3.400   | 3.800   | 69.700 |                |                |
|        | Exec:                  | 7.950                                 | 6.400                                      |                        |   |   | 8.300   | 8.850   | 7.650   | 8.350   |        |                |                |
|        | ND:                    | .                                     | .  |                        |   |   | .   | .   | .   | .   |        |                |                |
|        | Final:                 | 11.950                                | 10.400                                     |                        |   |   | 12.300  | 11.850  | 11.050  | 12.150  |        |                |                |
|        | <b>Combined Total:</b> |                                       |  |                        |   |   |   | <b>147.250</b>  |   |   |        |                |                |
|        | 8                      | 563                                   | Teagan Marsden (1996)<br>AB - Capital City |                        |   |   | Prelims   | Diff:   | 3.000   | 5.000   |        | 5.000          | 3.000          |
| Exec:  |                        |                                       |  | 7.150                  | 4.950   | 6.800   |   | 9.100   | 7.200   | 7.300   |        |                |                |
| ND:    |                        |                                       |  | .                      | -1.700  | .   |   | .   | .   | .   |        |                |                |
| Final: |                        |                                       |  | 10.150                 | 8.250   | 11.800  |   | 12.100  | 12.200  | 12.300  |        |                |                |
| Finals |                        |                                       |  | Diff:                  | 4.000   | 3.100   | 3.300   | 2.800   | 2.600   | 3.300   | 64.600 |                |                |
|        |                        |                                       |  | Exec:                  | 8.050   | 7.450   | 7.300   | 8.700   | 6.350   | 7.650   |        |                |                |
|        |                        |                                       |  | ND:                    | .   | .   | .   | .   | .   | .   |        |                |                |
|        |                        |                                       |  | Final:                 | 12.050  | 10.550  | 10.600  | 11.500  | 8.950   | 10.950  |        |                |                |
|        |                        |                                       |  | <b>Combined Total:</b> |   |   |   |   |   |   |        | <b>131.400</b> |                |
|        |                        |                                       |  | 9                      | 570   | Cédric Marcil (1996)<br>QC - Gymnika  | Prelims   | Diff:   | 5.000   | 5.000   |        | 5.000          | 4.500          |
| Exec:  | 7.050                  | 5.900                                 | 6.400                                      |                        |   |   |   | 8.900   | 8.550   | 7.300   |        |                |                |
| ND:    | .                      | -6.600                                | .  |                        |   |   |   | .   | -5.700  | .   |        |                |                |
| Final: | 12.050                 | 4.300                                 | 11.400                                     |                        |   |   |   | 13.400  | 7.850   | 9.300   |        |                |                |
| Finals | Diff:                  | 3.600                                 | 2.800                                      |                        |   |   | 2.500   | 3.000   | 2.200   | 2.300   | 61.750 |                |                |
|        | Exec:                  | 8.100                                 | 7.250                                      |                        |   |   | 7.750   | 9.000   | 7.200   | 8.050   |        |                |                |
|        | ND:                    | .                                     | .  |                        |   |   | .   | .   | .   | -2.000  |        |                |                |
|        | Final:                 | 11.700                                | 10.050                                     |                        |   |   | 10.250  | 12.000  | 9.400   | 8.350   |        |                |                |
|        | <b>Combined Total:</b> |                                       |  |                        |   |   |   | <b>120.050</b>  |   |   |        |                |                |
|        | 10                     | 562                                   | Aiden Marsden (1995)<br>AB - Capital City  |                        |   |   | Prelims   | Diff:   | 5.000   | 5.000   |        | 5.000          | 4.500          |
| Exec:  |                        |                                       |  | 8.400                  | 6.800   | 6.600   |   | 9.250   | 7.700   | 7.300   |        |                |                |
| ND:    |                        |                                       |  | 0.100                  | -1.800  | .   |   | .   | .   | .   |        |                |                |
| Final: |                        |                                       |  | 13.500                 | 10.000  | 11.600  |   | 13.750  | 12.700  | 12.300  |        |                |                |
| Finals |                        |                                       |  | Diff:                  | 0.000   | 0.000   | 0.000   | 0.000   | 0.000   | 0.000   | 0.000  |                |                |
|        |                        |                                       |  | Exec:                  | 0.000   | 0.000   | 0.000   | 0.000   | 0.000   | 0.000   |        |                |                |
|        |                        |                                       |  | ND:                    | .   | .   | .   | .   | .   | .   |        |                |                |
|        |                        |                                       |  | Final:                 | 0.000   | 0.000   | 0.000   | 0.000   | 0.000   | 0.000   |        |                |                |
|        |                        |                                       |  | <b>Combined Total:</b> |   |   |   |   |   |   |        | <b>73.850</b>  |                |

# 2010 Canadian Championships 3

## HP Tyro Combined Men

5/25/2010 - 5/29/2010

| Place | Num | Name/Gym                                |         |  |  |  |  |  |  | AA                            |
|-------|-----|---|---------|---|---|---|---|---|---|-------------------------------|
| 11    | 564 | Jaz Clapham (1995)<br>BC - Harbour City | Prelims | Diff: 3.400   | 5.000   | 5.000   | 4.500   | 5.000   | 5.000   |                               |
|       |     |   |         | Exec: 8.750   | 6.650   | 7.950   | 9.400   | 7.950   | 7.500   |                               |
|       |     |   |         | ND: .   | -3.500  | .   | .   | .   | .   |                               |
|       |     |   |         | Final: 12.150   | 8.150   | 12.950  | 13.900  | 12.950  | 12.500  | 72.600                        |
|       |     |   | Finals  | Diff: 0.000   | 0.000   | 0.000   | 0.000   | 0.000   | 0.000   |                               |
|       |     |   |         | Exec: 0.000   | 0.000   | 0.000   | 0.000   | 0.000   | 0.000   |                               |
|       |     |   |         | ND: .   | .   | .   | .   | .   | .   |                               |
|       |     |   |         | Final: 0.000  | 0.000   | 0.000   | 0.000   | 0.000   | 0.000   | 0.000                         |
|       |     |   |         |   |   |   |   |   |   | <b>Combined Total: 72.600</b> |

# HP Tyro Combined

## Floor

#1 = 2010 Canadian Championships 3: 100%  
#2 = 2010 Canadian Championships 1: 100%

5/25/2010 - 5/29/2010

### Level TY - All Age Divisions All Sessions Combined

| Place | Num | Name                     | Gym               |      | #2     | #1     | Score  |
|-------|-----|--------------------------|-------------------|------|--------|--------|--------|
| 1     | 566 | Joshua Stuart (1995)     | BC - Richmond     | Fin: | 13.850 | 13.500 | 27.350 |
|       |     |                          |                   | D:   | 5.000  | 5.000  |        |
|       |     |                          |                   | E:   | 8.850  | 8.500  |        |
|       |     |                          |                   | ND:  |        |        |        |
| 2     | 568 | Zachary Clay (1995)      | BC - Twisters     | Fin: | 13.950 | 13.050 | 27.000 |
|       |     |                          |                   | D:   | 5.000  | 4.200  |        |
|       |     |                          |                   | E:   | 8.950  | 8.850  |        |
|       |     |                          |                   | ND:  |        |        |        |
| 3     | 572 | Samuel Paquin (1995)     | QC - IMCO         | Fin: | 14.300 | 12.650 | 26.950 |
|       |     |                          |                   | D:   | 5.000  | 4.300  |        |
|       |     |                          |                   | E:   | 9.300  | 8.650  |        |
|       |     |                          |                   | ND:  |        | -0.300 |        |
| 4     | 565 | Scott Nabata (1995)      | BC - KATTS        | Fin: | 13.900 | 13.000 | 26.900 |
|       |     |                          |                   | D:   | 5.000  | 4.200  |        |
|       |     |                          |                   | E:   | 8.900  | 8.800  |        |
|       |     |                          |                   | ND:  |        |        |        |
| 5     | 567 | Gordie Kordas (1995)     | BC - Surrey       | Fin: | 13.850 | 11.950 | 25.800 |
|       |     |                          |                   | D:   | 5.000  | 4.000  |        |
|       |     |                          |                   | E:   | 8.750  | 7.950  |        |
|       |     |                          |                   | ND:  | 0.100  |        |        |
| 6     | 571 | Matthew Halickman (1996) | QC - IMCO         | Fin: | 14.000 | 11.200 | 25.200 |
|       |     |                          |                   | D:   | 5.000  | 4.300  |        |
|       |     |                          |                   | E:   | 9.000  | 7.200  |        |
|       |     |                          |                   | ND:  |        | -0.300 |        |
| 7     | 569 | Cory Paterson (1995)     | ON - Oakville     | Fin: | 11.450 | 12.800 | 24.250 |
|       |     |                          |                   | D:   | 2.300  | 3.400  |        |
|       |     |                          |                   | E:   | 9.150  | 9.400  |        |
|       |     |                          |                   | ND:  |        |        |        |
| 8     | 570 | Cédric Marcil (1996)     | QC - Gymnika      | Fin: | 12.050 | 11.700 | 23.750 |
|       |     |                          |                   | D:   | 5.000  | 3.600  |        |
|       |     |                          |                   | E:   | 7.050  | 8.100  |        |
|       |     |                          |                   | ND:  |        |        |        |
| 9     | 563 | Teagan Marsden (1996)    | AB - Capital City | Fin: | 10.150 | 12.050 | 22.200 |
|       |     |                          |                   | D:   | 3.000  | 4.000  |        |
|       |     |                          |                   | E:   | 7.150  | 8.050  |        |
|       |     |                          |                   | ND:  |        |        |        |
| 10    | 562 | Aiden Marsden (1995)     | AB - Capital City | Fin: | 13.500 | 0.000  | 13.500 |
|       |     |                          |                   | D:   | 5.000  | 0.000  |        |
|       |     |                          |                   | E:   | 8.400  | 0.000  |        |
|       |     |                          |                   | ND:  | 0.100  |        |        |
| 11    | 564 | Jaz Clapham (1995)       | BC - Harbour City | Fin: | 12.150 | 0.000  | 12.150 |
|       |     |                          |                   | D:   | 3.400  | 0.000  |        |
|       |     |                          |                   | E:   | 8.750  | 0.000  |        |
|       |     |                          |                   | ND:  |        |        |        |

# HP Tyro Combined

## Pommel

5/25/2010 - 5/29/2010

Level TY - All Age Divisions  
All Sessions Combined

#1 = 2010 Canadian Championships 3: 100%  
#2 = 2010 Canadian Championships 1: 100%

| Place | Num | Name                     | Gym               |      | #2     | #1     | Score  |
|-------|-----|--------------------------|-------------------|------|--------|--------|--------|
| 1     | 568 | Zachary Clay (1995)      | BC - Twisters     | Fin: | 14.650 | 13.500 | 28.150 |
|       |     |                          |                   | D:   | 5.000  | 4.400  |        |
|       |     |                          |                   | E:   | 9.550  | 9.100  |        |
|       |     |                          |                   | ND:  | 0.100  |        |        |
| 2     | 566 | Joshua Stuart (1995)     | BC - Richmond     | Fin: | 14.050 | 12.500 | 26.550 |
|       |     |                          |                   | D:   | 5.000  | 4.500  |        |
|       |     |                          |                   | E:   | 9.050  | 8.000  |        |
|       |     |                          |                   | ND:  |        |        |        |
| 3     | 565 | Scott Nabata (1995)      | BC - KATTS        | Fin: | 14.050 | 12.250 | 26.300 |
|       |     |                          |                   | D:   | 5.000  | 3.700  |        |
|       |     |                          |                   | E:   | 8.950  | 8.550  |        |
|       |     |                          |                   | ND:  | 0.100  |        |        |
| 4     | 569 | Cory Paterson (1995)     | ON - Oakville     | Fin: | 14.350 | 11.250 | 25.600 |
|       |     |                          |                   | D:   | 5.000  | 3.700  |        |
|       |     |                          |                   | E:   | 9.250  | 7.550  |        |
|       |     |                          |                   | ND:  | 0.100  |        |        |
| 5     | 567 | Gordie Kordas (1995)     | BC - Surrey       | Fin: | 13.550 | 10.400 | 23.950 |
|       |     |                          |                   | D:   | 5.000  | 4.000  |        |
|       |     |                          |                   | E:   | 8.550  | 6.400  |        |
|       |     |                          |                   | ND:  |        |        |        |
| 6     | 572 | Samuel Paquin (1995)     | QC - IMCO         | Fin: | 8.400  | 12.600 | 21.000 |
|       |     |                          |                   | D:   | 5.000  | 3.800  |        |
|       |     |                          |                   | E:   | 7.500  | 8.800  |        |
|       |     |                          |                   | ND:  | -4.100 |        |        |
| 7     | 571 | Matthew Halickman (1996) | QC - IMCO         | Fin: | 9.800  | 10.250 | 20.050 |
|       |     |                          |                   | D:   | 5.000  | 3.100  |        |
|       |     |                          |                   | E:   | 6.600  | 7.150  |        |
|       |     |                          |                   | ND:  | -1.800 |        |        |
| 8     | 563 | Teagan Marsden (1996)    | AB - Capital City | Fin: | 8.250  | 10.550 | 18.800 |
|       |     |                          |                   | D:   | 5.000  | 3.100  |        |
|       |     |                          |                   | E:   | 4.950  | 7.450  |        |
|       |     |                          |                   | ND:  | -1.700 |        |        |
| 9     | 570 | Cédric Marcil (1996)     | QC - Gymnika      | Fin: | 4.300  | 10.050 | 14.350 |
|       |     |                          |                   | D:   | 5.000  | 2.800  |        |
|       |     |                          |                   | E:   | 5.900  | 7.250  |        |
|       |     |                          |                   | ND:  | -6.600 |        |        |
| 10    | 562 | Aiden Marsden (1995)     | AB - Capital City | Fin: | 10.000 | 0.000  | 10.000 |
|       |     |                          |                   | D:   | 5.000  | 0.000  |        |
|       |     |                          |                   | E:   | 6.800  | 0.000  |        |
|       |     |                          |                   | ND:  | -1.800 |        |        |
| 11    | 564 | Jaz Clapham (1995)       | BC - Harbour City | Fin: | 8.150  | 0.000  | 8.150  |
|       |     |                          |                   | D:   | 5.000  | 0.000  |        |
|       |     |                          |                   | E:   | 6.650  | 0.000  |        |
|       |     |                          |                   | ND:  | -3.500 |        |        |

# HP Tyro Combined

## Rings

#1 = 2010 Canadian Championships 3: 100%

#2 = 2010 Canadian Championships 1: 100%

5/25/2010 - 5/29/2010

### Level TY - All Age Divisions All Sessions Combined

| Place | Num | Name                     | Gym               |      | #2     | #1     | Score  |
|-------|-----|--------------------------|-------------------|------|--------|--------|--------|
| 1     | 566 | Joshua Stuart (1995)     | BC - Richmond     | Fin: | 13.950 | 13.650 | 27.600 |
|       |     |                          |                   | D:   | 5.000  | 4.500  |        |
|       |     |                          |                   | E:   | 8.950  | 9.050  |        |
|       |     |                          |                   | ND:  |        | 0.100  |        |
| 2     | 571 | Matthew Halickman (1996) | QC - IMCO         | Fin: | 13.750 | 13.750 | 27.500 |
|       |     |                          |                   | D:   | 5.000  | 4.300  |        |
|       |     |                          |                   | E:   | 8.750  | 9.350  |        |
|       |     |                          |                   | ND:  |        | 0.100  |        |
| 3     | 565 | Scott Nabata (1995)      | BC - KATTS        | Fin: | 13.400 | 13.450 | 26.850 |
|       |     |                          |                   | D:   | 5.000  | 4.100  |        |
|       |     |                          |                   | E:   | 8.300  | 9.250  |        |
|       |     |                          |                   | ND:  | 0.100  | 0.100  |        |
| 4     | 568 | Zachary Clay (1995)      | BC - Twisters     | Fin: | 13.600 | 13.150 | 26.750 |
|       |     |                          |                   | D:   | 5.000  | 4.100  |        |
|       |     |                          |                   | E:   | 8.500  | 8.950  |        |
|       |     |                          |                   | ND:  | 0.100  | 0.100  |        |
| 5     | 569 | Cory Paterson (1995)     | ON - Oakville     | Fin: | 13.400 | 12.900 | 26.300 |
|       |     |                          |                   | D:   | 5.000  | 4.100  |        |
|       |     |                          |                   | E:   | 8.400  | 8.800  |        |
|       |     |                          |                   | ND:  |        |        |        |
| 6     | 572 | Samuel Paquin (1995)     | QC - IMCO         | Fin: | 12.950 | 13.000 | 25.950 |
|       |     |                          |                   | D:   | 5.000  | 4.000  |        |
|       |     |                          |                   | E:   | 7.950  | 9.000  |        |
|       |     |                          |                   | ND:  |        |        |        |
| 7     | 567 | Gordie Kordas (1995)     | BC - Surrey       | Fin: | 12.900 | 12.300 | 25.200 |
|       |     |                          |                   | D:   | 5.000  | 4.000  |        |
|       |     |                          |                   | E:   | 7.900  | 8.300  |        |
|       |     |                          |                   | ND:  |        |        |        |
| 8     | 563 | Teagan Marsden (1996)    | AB - Capital City | Fin: | 11.800 | 10.600 | 22.400 |
|       |     |                          |                   | D:   | 5.000  | 3.300  |        |
|       |     |                          |                   | E:   | 6.800  | 7.300  |        |
|       |     |                          |                   | ND:  |        |        |        |
| 9     | 570 | Cédric Marcil (1996)     | QC - Gymnika      | Fin: | 11.400 | 10.250 | 21.650 |
|       |     |                          |                   | D:   | 5.000  | 2.500  |        |
|       |     |                          |                   | E:   | 6.400  | 7.750  |        |
|       |     |                          |                   | ND:  |        |        |        |
| 10    | 564 | Jaz Clapham (1995)       | BC - Harbour City | Fin: | 12.950 | 0.000  | 12.950 |
|       |     |                          |                   | D:   | 5.000  | 0.000  |        |
|       |     |                          |                   | E:   | 7.950  | 0.000  |        |
|       |     |                          |                   | ND:  |        |        |        |
| 11    | 562 | Aiden Marsden (1995)     | AB - Capital City | Fin: | 11.600 | 0.000  | 11.600 |
|       |     |                          |                   | D:   | 5.000  | 0.000  |        |
|       |     |                          |                   | E:   | 6.600  | 0.000  |        |
|       |     |                          |                   | ND:  |        |        |        |

# HP Tyro Combined

## Vault

5/25/2010 - 5/29/2010

Level TY - All Age Divisions  
All Sessions Combined

#1 = 2010 Canadian Championships 3: 100%  
#2 = 2010 Canadian Championships 1: 100%

| Place | Num | Name                     | Gym               |      | #2     | #1     | Score  |
|-------|-----|--------------------------|-------------------|------|--------|--------|--------|
| 1     | 568 | Zachary Clay (1995)      | BC - Twisters     | Fin: | 13.700 | 13.750 | 27.450 |
|       |     |                          |                   | D:   | 4.500  | 4.400  |        |
|       |     |                          |                   | E:   | 9.200  | 9.350  |        |
|       |     |                          |                   | ND:  | /      | /      |        |
| 2     | 566 | Joshua Stuart (1995)     | BC - Richmond     | Fin: | 13.800 | 12.750 | 26.550 |
|       |     |                          |                   | D:   | 4.500  | 3.600  |        |
|       |     |                          |                   | E:   | 9.300  | 9.150  |        |
|       |     |                          |                   | ND:  | /      | /      |        |
| 3     | 572 | Samuel Paquin (1995)     | QC - IMCO         | Fin: | 13.300 | 12.300 | 25.600 |
|       |     |                          |                   | D:   | 4.500  | 2.800  |        |
|       |     |                          |                   | E:   | 8.800  | 9.400  |        |
|       |     |                          |                   | ND:  | /      | 0.100/ |        |
| 4     | 570 | Cédric Marcil (1996)     | QC - Gymnika      | Fin: | 13.400 | 12.000 | 25.400 |
|       |     |                          |                   | D:   | 4.500  | 3.000  |        |
|       |     |                          |                   | E:   | 8.900  | 9.000  |        |
|       |     |                          |                   | ND:  | /      | /      |        |
| 5     | 565 | Scott Nabata (1995)      | BC - KATTS        | Fin: | 12.950 | 12.400 | 25.350 |
|       |     |                          |                   | D:   | 4.500  | 3.600  |        |
|       |     |                          |                   | E:   | 8.450  | 8.800  |        |
|       |     |                          |                   | ND:  | /      | /      |        |
| 6     | 571 | Matthew Halickman (1996) | QC - IMCO         | Fin: | 12.700 | 12.500 | 25.200 |
|       |     |                          |                   | D:   | 4.500  | 3.600  |        |
|       |     |                          |                   | E:   | 8.200  | 8.900  |        |
|       |     |                          |                   | ND:  | /      | /      |        |
| 7     | 569 | Cory Paterson (1995)     | ON - Oakville     | Fin: | 12.600 | 11.900 | 24.500 |
|       |     |                          |                   | D:   | 4.500  | 2.800  |        |
|       |     |                          |                   | E:   | 8.100  | 9.100  |        |
|       |     |                          |                   | ND:  | /      | /      |        |
| 8     | 567 | Gordie Kordas (1995)     | BC - Surrey       | Fin: | 12.500 | 11.850 | 24.350 |
|       |     |                          |                   | D:   | 4.500  | 3.000  |        |
|       |     |                          |                   | E:   | 8.000  | 8.850  |        |
|       |     |                          |                   | ND:  | /      | /      |        |
| 9     | 563 | Teagan Marsden (1996)    | AB - Capital City | Fin: | 12.100 | 11.500 | 23.600 |
|       |     |                          |                   | D:   | 3.000  | 2.800  |        |
|       |     |                          |                   | E:   | 9.100  | 8.700  |        |
|       |     |                          |                   | ND:  | /      | /      |        |
| 10    | 564 | Jaz Clapham (1995)       | BC - Harbour City | Fin: | 13.900 | 0.000  | 13.900 |
|       |     |                          |                   | D:   | 4.500  | 0.000  |        |
|       |     |                          |                   | E:   | 9.400  | 0.000  |        |
|       |     |                          |                   | ND:  | /      | /      |        |
| 11    | 562 | Aiden Marsden (1995)     | AB - Capital City | Fin: | 13.750 | 0.000  | 13.750 |
|       |     |                          |                   | D:   | 4.500  | 0.000  |        |
|       |     |                          |                   | E:   | 9.250  | 0.000  |        |
|       |     |                          |                   | ND:  | /      | /      |        |

# HP Tyro Combined

## P Bars

5/25/2010 - 5/29/2010

Level TY - All Age Divisions  
All Sessions Combined

#1 = 2010 Canadian Championships 3: 100%  
#2 = 2010 Canadian Championships 1: 100%

| Place | Num | Name                     | Gym               |      | #2     | #1     | Score  |
|-------|-----|--------------------------|-------------------|------|--------|--------|--------|
| 1     | 568 | Zachary Clay (1995)      | BC - Twisters     | Fin: | 13.950 | 13.100 | 27.050 |
|       |     |                          |                   | D:   | 5.000  | 4.300  |        |
|       |     |                          |                   | E:   | 8.950  | 8.700  |        |
|       |     |                          |                   | ND:  |        | 0.100  |        |
| 2     | 565 | Scott Nabata (1995)      | BC - KATTS        | Fin: | 13.450 | 11.950 | 25.400 |
|       |     |                          |                   | D:   | 5.000  | 4.300  |        |
|       |     |                          |                   | E:   | 8.350  | 7.550  |        |
|       |     |                          |                   | ND:  | 0.100  | 0.100  |        |
| 3     | 572 | Samuel Paquin (1995)     | QC - IMCO         | Fin: | 11.700 | 13.200 | 24.900 |
|       |     |                          |                   | D:   | 2.800  | 4.300  |        |
|       |     |                          |                   | E:   | 8.900  | 8.800  |        |
|       |     |                          |                   | ND:  |        | 0.100  |        |
| 4     | 571 | Matthew Halickman (1996) | QC - IMCO         | Fin: | 13.000 | 11.500 | 24.500 |
|       |     |                          |                   | D:   | 5.000  | 3.700  |        |
|       |     |                          |                   | E:   | 8.000  | 7.800  |        |
|       |     |                          |                   | ND:  |        |        |        |
| 5     | 566 | Joshua Stuart (1995)     | BC - Richmond     | Fin: | 12.100 | 11.850 | 23.950 |
|       |     |                          |                   | D:   | 2.800  | 4.400  |        |
|       |     |                          |                   | E:   | 9.200  | 7.450  |        |
|       |     |                          |                   | ND:  | 0.100  |        |        |
| 6     | 567 | Gordie Kordas (1995)     | BC - Surrey       | Fin: | 11.300 | 11.050 | 22.350 |
|       |     |                          |                   | D:   | 2.800  | 3.400  |        |
|       |     |                          |                   | E:   | 8.400  | 7.650  |        |
|       |     |                          |                   | ND:  | 0.100  |        |        |
| 7     | 563 | Teagan Marsden (1996)    | AB - Capital City | Fin: | 12.200 | 8.950  | 21.150 |
|       |     |                          |                   | D:   | 5.000  | 2.600  |        |
|       |     |                          |                   | E:   | 7.200  | 6.350  |        |
|       |     |                          |                   | ND:  |        |        |        |
| 8     | 569 | Cory Paterson (1995)     | ON - Oakville     | Fin: | 7.450  | 12.300 | 19.750 |
|       |     |                          |                   | D:   | 5.000  | 3.400  |        |
|       |     |                          |                   | E:   | 9.150  | 8.900  |        |
|       |     |                          |                   | ND:  | -6.700 |        |        |
| 9     | 570 | Cédric Marcil (1996)     | QC - Gymnika      | Fin: | 7.850  | 9.400  | 17.250 |
|       |     |                          |                   | D:   | 5.000  | 2.200  |        |
|       |     |                          |                   | E:   | 8.550  | 7.200  |        |
|       |     |                          |                   | ND:  | -5.700 |        |        |
| 10    | 564 | Jaz Clapham (1995)       | BC - Harbour City | Fin: | 12.950 | 0.000  | 12.950 |
|       |     |                          |                   | D:   | 5.000  | 0.000  |        |
|       |     |                          |                   | E:   | 7.950  | 0.000  |        |
|       |     |                          |                   | ND:  |        |        |        |
| 11    | 562 | Aiden Marsden (1995)     | AB - Capital City | Fin: | 12.700 | 0.000  | 12.700 |
|       |     |                          |                   | D:   | 5.000  | 0.000  |        |
|       |     |                          |                   | E:   | 7.700  | 0.000  |        |
|       |     |                          |                   | ND:  |        |        |        |



# HP Tyro Combined

## H Bar

#1 = 2010 Canadian Championships 3: 100%

#2 = 2010 Canadian Championships 1: 100%

5/25/2010 - 5/29/2010

### Level TY - All Age Divisions All Sessions Combined

| Place | Num | Name                     | Gym               |      | #2     | #1     | Score  |
|-------|-----|--------------------------|-------------------|------|--------|--------|--------|
| 1     | 569 | Cory Paterson (1995)     | ON - Oakville     | Fin: | 14.650 | 13.300 | 27.950 |
|       |     |                          |                   | D:   | 5.000  | 4.100  |        |
|       |     |                          |                   | E:   | 9.650  | 9.200  |        |
|       |     |                          |                   | ND:  |        |        |        |
| 2     | 566 | Joshua Stuart (1995)     | BC - Richmond     | Fin: | 14.200 | 12.950 | 27.150 |
|       |     |                          |                   | D:   | 5.000  | 4.000  |        |
|       |     |                          |                   | E:   | 9.200  | 8.950  |        |
|       |     |                          |                   | ND:  |        |        |        |
| 3     | 565 | Scott Nabata (1995)      | BC - KATTS        | Fin: | 14.000 | 13.050 | 27.050 |
|       |     |                          |                   | D:   | 5.000  | 3.800  |        |
|       |     |                          |                   | E:   | 9.000  | 9.150  |        |
|       |     |                          |                   | ND:  |        | 0.100  |        |
| 4     | 568 | Zachary Clay (1995)      | BC - Twisters     | Fin: | 12.800 | 12.850 | 25.650 |
|       |     |                          |                   | D:   | 5.000  | 3.800  |        |
|       |     |                          |                   | E:   | 7.800  | 8.950  |        |
|       |     |                          |                   | ND:  |        | 0.100  |        |
| 5     | 567 | Gordie Kordas (1995)     | BC - Surrey       | Fin: | 13.450 | 12.150 | 25.600 |
|       |     |                          |                   | D:   | 5.000  | 3.800  |        |
|       |     |                          |                   | E:   | 8.450  | 8.350  |        |
|       |     |                          |                   | ND:  |        |        |        |
| 6     | 571 | Matthew Halickman (1996) | QC - IMCO         | Fin: | 14.050 | 11.100 | 25.150 |
|       |     |                          |                   | D:   | 5.000  | 3.300  |        |
|       |     |                          |                   | E:   | 9.050  | 7.800  |        |
|       |     |                          |                   | ND:  |        |        |        |
| 7     | 572 | Samuel Paquin (1995)     | QC - IMCO         | Fin: | 11.950 | 12.050 | 24.000 |
|       |     |                          |                   | D:   | 3.500  | 3.000  |        |
|       |     |                          |                   | E:   | 8.450  | 8.950  |        |
|       |     |                          |                   | ND:  |        | 0.100  |        |
| 8     | 563 | Teagan Marsden (1996)    | AB - Capital City | Fin: | 12.300 | 10.950 | 23.250 |
|       |     |                          |                   | D:   | 5.000  | 3.300  |        |
|       |     |                          |                   | E:   | 7.300  | 7.650  |        |
|       |     |                          |                   | ND:  |        |        |        |
| 9     | 570 | Cédric Marcil (1996)     | QC - Gymnika      | Fin: | 9.300  | 8.350  | 17.650 |
|       |     |                          |                   | D:   | 2.000  | 2.300  |        |
|       |     |                          |                   | E:   | 7.300  | 8.050  |        |
|       |     |                          |                   | ND:  |        | -2.000 |        |
| 10    | 564 | Jaz Clapham (1995)       | BC - Harbour City | Fin: | 12.500 | 0.000  | 12.500 |
|       |     |                          |                   | D:   | 5.000  | 0.000  |        |
|       |     |                          |                   | E:   | 7.500  | 0.000  |        |
|       |     |                          |                   | ND:  |        |        |        |
| 11    | 562 | Aiden Marsden (1995)     | AB - Capital City | Fin: | 12.300 | 0.000  | 12.300 |
|       |     |                          |                   | D:   | 5.000  | 0.000  |        |
|       |     |                          |                   | E:   | 7.300  | 0.000  |        |
|       |     |                          |                   | ND:  |        |        |        |