







2010 Canadian Championships 2

Meet Results - National Youth Men







Thursday, May 27, 4:35pm

Rank	Num	Name	Gym	Diff							AA
1	617	Damien Cachia (1994)	AB - Calgary	3.500	2.500	3.100	4.600	3.000	2.800		
				Exec: 8.900	9.550	9.050	9.350	8.300	8.600		
				ND: .	0.100		
				Final: 12.400	12.150	12.150	13.950	11.300	11.400		73.350
				Place: 3T	1	2	4T	16T	3*		1
2	637	Kevin Hsiao (1995)	ON - Markham	3.500	2.700	2.800	5.400	2.700	2.900		
				Exec: 8.950	8.600	9.100	9.150	9.200	7.800		
				ND: .	0.100		
				Final: 12.450	11.400	11.900	14.550	11.900	10.700		72.900
				Place: 1T	8	4T	2	6T	12		2
3	635	GianMarco Mastrantoni (19)	ON - Mississauga	2.900	2.300	2.500	4.600	2.600	2.600		
				Exec: 9.250	8.900	9.400	9.050	9.300	8.600		
				ND: .	0.100	.	.	0.100	.		
				Final: 12.150	11.300	11.900	13.650	12.000	11.200		72.200
				Place: 6T	9	4T	8T	3	6		3
4	633	Joel Cornelius (1994)	ON - Gymnastics Ener	3.000	2.300	2.800	4.600	2.500	2.700		
				Exec: 9.300	9.100	9.100	9.550	8.900	8.250		
				ND: 0.100	0.100	.	-0.300	0.100	.		
				Final: 12.400	11.500	11.900	13.850	11.500	10.950		72.100
				Place: 3T	6T	4T	6	14	10		4
5	636	Tyler Navarro (1994)	ON - Mississauga	2.900	2.700	3.500	3.800	2.900	2.600		
				Exec: 8.450	9.200	8.850	9.550	9.000	7.950		
				ND: 0.100	0.100	.	.	.	0.100		
				Final: 11.450	12.000	12.350	13.350	11.900	10.650		71.700
				Place: 29	3	1	12T	6T	13		5
6	629	Stephen Clouter (1996)	NS - Halifax ALTA	2.500	2.700	2.400	3.800	2.800	2.500		
				Exec: 9.350	8.800	9.500	8.500	9.200	9.050		
				ND: 0.100	0.100	.	.	0.100	0.100		
				Final: 11.950	11.600	11.900	12.300	12.100	11.650		71.500
				Place: 12T	5	4T	34	2	1		6
7	654	Teague King (1996)	SK - Taiso	2.800	2.500	2.400	3.800	3.200	2.500		
				Exec: 9.300	9.500	9.400	9.150	8.050	7.900		
				ND: .	0.100	0.100	.	.	-1.000		
				Final: 12.100	12.100	11.900	12.950	11.250	9.400		69.700
				Place: 8T	2	4T	23	19T	22T		7
8	638	Nicholas Mallia (1994)	ON - Toronto	3.000	2.200	2.900	4.600	2.500	3.000		
				Exec: 9.350	7.900	8.750	8.600	9.350	8.500		
				ND: 0.100	-0.900	.	-0.300	0.100	.		
				Final: 12.450	9.200	11.650	12.900	11.950	11.500		69.650
				Place: 1T	27	10	24	4T	2		8
9	622	Vladimir Djuric (1994)	BC - Surrey	2.800	2.400	2.600	3.800	2.600	2.500		
				Exec: 9.350	8.250	8.900	9.250	9.200	7.650		
				ND: .	0.100		
				Final: 12.150	10.750	11.500	13.050	11.800	10.150		69.400
				Place: 6T	14	13T	19T	9T	16T		9

2010 Canadian Championships 2

Meet Results - National Youth Men







Thursday, May 27, 4:35pm

Rank	Num	Name	Gym							AA
10	644	Mathieu Levasseur (1996)	QC - Gym-Alliance	Diff: 2.700	2.400	2.400	3.800	2.500	2.200	
				Exec: 9.150	8.050	9.550	9.300	9.600	8.150	
				ND: 0.100	0.100	0.100		0.100	-0.900	
				Final: 11.950	10.550	12.050	13.100	12.200	9.450	69.300
				Place: 12T	17	3	18	1	21	10
11	650	Joel Gagnon (1996)	SK - Queen City	Diff: 3.200	2.300	2.900	4.600	2.600	2.700	
				Exec: 8.450	8.550	8.550	9.000	8.600	8.600	
				ND: 0.100	-0.900		-0.300	0.100	0.100	
				Final: 11.750	9.950	11.450	13.300	11.300	11.400	69.150
				Place: 23T	23	16T	14T	16T	3*	11
12	619	Harland Hastings (1994)	AB - U of C	Diff: 3.000	2.500	2.400	5.400	2.900	2.700	
				Exec: 8.950	7.850	8.750	8.700	7.400	8.450	
				ND: .	0.100					
				Final: 11.950	10.450	11.150	14.100	10.300	11.150	69.100
				Place: 12*	18T	26*	3	32	7T	12
13	646	Jean Bégin-Rainville (1995)	QC - Gymnamic	Diff: 2.800	2.700	2.500	4.600	2.800	2.300	
				Exec: 8.950	8.100	9.100	9.050	9.100	8.650	
				ND: -0.100	0.100				-2.000	
				Final: 11.650	10.900	11.600	13.650	11.900	8.950	68.650
				Place: 26	11T	11T	8T	6T	30T	13
14	647	Xavier Langlois (1995)	QC - Gymnamic	Diff: 2.500	2.300	2.400	3.800	2.400	2.500	
				Exec: 9.300	8.250	9.000	8.850	9.200	7.850	
				ND: .	0.100		-0.100	0.100		
				Final: 11.800	10.650	11.400	12.550	11.700	10.350	68.450
				Place: 20T	15	19	30T	11T	15	14
15	634	Alexander Korhonen (1994)	ON - Mississauga	Diff: 2.900	2.500	2.700	4.600	2.800	2.800	
				Exec: 9.050	7.500	7.350	8.750	9.000	8.250	
				ND: .	0.100					
				Final: 11.950	10.100	10.050	13.350	11.800	11.050	68.300
				Place: 12T	22	39	12T	9T	9	15
16	651	Tanner Samwald (1994)	SK - Queen City	Diff: 3.300	2.700	2.500	4.600	2.500	2.500	
				Exec: 8.700	7.800	8.900	9.350	8.600	7.500	
				ND: .	0.100	0.100		0.100	-1.000	
				Final: 12.000	10.600	11.500	13.950	11.200	9.000	68.250
				Place: 11	16	13T	4T	23T	29	16
17	631	Padraec Robinson (1994)	NS - Halifax ALTA	Diff: 2.600	2.400	2.300	5.400	2.400	2.200	
				Exec: 8.800	8.350	9.300	8.300	9.150	7.350	
				ND: .	0.100		-0.100	0.100	-1.000	
				Final: 11.400	10.850	11.600	13.600	11.650	8.550	67.650
				Place: 30	13	11T	10	13	33	17
18T	620	Luke Stretch (1994)	AB - U of C	Diff: 3.100	2.400	2.900	4.000	2.500	2.500	
				Exec: 8.400	6.750	8.400	8.750	8.800	8.650	
				ND: .	0.100					
				Final: 11.500	9.250	11.300	12.750	11.300	11.150	67.250
				Place: 28	26	21T	26T	16T	7T	18T

2010 Canadian Championships 2

Meet Results - National Youth Men







Thursday, May 27, 4:35pm

Rank	Num	Name	Gym							AA
18T	645	Kelton Weekes (1996)	QC - Gymélites	Diff: 2.800	2.400	2.400	3.000	2.600	2.400	
				Exec: 8.950	9.000	9.050	8.000	8.450	7.900	
				ND: .	0.100	.	.	0.100	0.100	
				Final: 11.750	11.500	11.450	11.000	11.150	10.400	67.250
				Place: 23T	6T	16T	41	25	14	18T
20	630	Connor Coleman (1996)	NS - Halifax ALTA	Diff: 2.500	2.400	2.300	3.800	2.300	2.300	
				Exec: 9.150	8.400	8.850	8.850	8.300	7.650	
				ND: 0.100	0.100	.	.	0.100	0.100	
				Final: 11.750	10.900	11.150	12.650	10.700	10.050	67.200
				Place: 23T	11T	26T	28*	27	18	20
21	655	Tyler Montgomery (1996)	SK - Taiso	Diff: 2.800	2.500	2.400	3.800	3.200	2.600	
				Exec: 9.150	7.800	7.750	9.450	8.750	6.750	
				ND: .	0.100	
				Final: 11.950	10.400	10.150	13.250	11.950	9.350	67.050
				Place: 12T	20	38	16	4T	24T	21
22	649	Zackari Lévesque (1996)	QC - Omnigym	Diff: 3.000	2.400	2.400	3.800	2.600	2.400	
				Exec: 8.800	8.750	8.900	8.950	8.800	7.950	
				ND: 0.000	-0.900	.	.	.	-1.000	
				Final: 11.800	10.250	11.300	12.750	11.400	9.350	66.850
				Place: 20T	21	21T	26T	15	24T	22
23T	643	Louis-Vincent Fillion (1994)	QC - Gym-Action	Diff: 3.000	2.200	2.400	4.600	2.700	2.500	
				Exec: 8.950	7.400	8.950	8.700	8.450	7.550	
				ND: .	-0.900	.	.	0.100	0.100	
				Final: 11.950	8.700	11.350	13.300	11.250	10.150	66.700
				Place: 12*	29	20	14T	19T	16T	23T
23T	641	Blaise Roberts (1994)	PEI - Island Gym	Diff: 2.700	2.300	2.400	4.600	2.500	2.400	
				Exec: 9.100	7.150	9.050	8.800	9.100	7.500	
				ND: .	0.000	.	.	0.100	-1.000	
				Final: 11.800	9.450	11.450	13.400	11.700	8.900	66.700
				Place: 20T	25	16T	11	11T	32	23T
25T	632	Wolfe Gazer (1995)	ON - Burlington BGs	Diff: 3.400	2.100	2.600	5.400	2.500	2.700	
				Exec: 9.150	6.050	9.200	9.350	8.700	8.550	
				ND: -0.200	-3.900	.	.	.	0.100	
				Final: 12.350	4.250	11.800	14.750	11.200	11.350	65.700
				Place: 5	39	9	1	23T	5	25T
25T	665	Jason Marks (1994)	MB - Flairs	Diff: 2.600	2.400	2.500	3.800	2.200	2.400	
				Exec: 8.950	9.200	8.100	9.200	8.250	8.000	
				ND: -1.000	0.100	.	.	.	-1.000	
				Final: 10.550	11.700	10.600	13.000	10.450	9.400	65.700
				Place: 40	4	35T	21T	28T	22T	25T
27	627	Tyler Bryden (1995)	NB - Kingswood	Diff: 3.200	2.600	2.600	3.800	2.900	2.600	
				Exec: 8.600	5.000	8.900	9.350	8.350	7.100	
				ND: 0.100	0.100	
				Final: 11.900	7.700	11.500	13.150	11.250	9.700	65.200
				Place: 19	35	13T	17	19T	19	27

2010 Canadian Championships 2

Meet Results - National Youth Men







Thursday, May 27, 4:35pm

Rank	Num	Name	Gym							AA
28	623	Steven Chaplin (1996)	BC - Twisters	Diff: 3.000 Exec: 9.100 ND: . Final: 12.100 Place: 8T	2.400 7.950 0.100 10.450 18T	2.500 8.700 . . 11.200 25	4.000 9.050 . . 13.050 19T	2.500 6.550 . . 9.050 38	2.400 7.900 -1.000 9.300 27	65.150 28
29	625	Tyler Franklin (1995)	MB - Flairs	Diff: 2.500 Exec: 8.600 ND: 0.100 Final: 11.200 Place: 33T	2.400 8.750 0.100 11.250 10	2.300 8.950 . . 11.250 24	3.800 9.200 . . 13.000 21T	2.100 8.500 -1.000 9.600 36	2.100 7.450 -2.000 7.550 36	63.850 29
30	642	Carson Younker (1994)	PEI - Island Gym	Diff: 2.400 Exec: 8.300 ND: . Final: 10.700 Place: 39	2.500 7.100 0.100 9.700 24	2.500 8.600 . . 11.100 29T	3.800 8.400 . . 12.200 36T	2.400 8.050 . . 10.450 28*	2.300 7.100 0.100 9.500 20	63.650 30
31	618	Graham Plomp (1994)	AB - Dynamyx	Diff: 3.100 Exec: 8.850 ND: . Final: 11.950 Place: 12T	2.100 7.200 -0.900 8.400 30T	2.600 8.500 . . 11.100 29T	4.600 9.150 . . 13.750 7	2.400 8.750 0.100 11.250 19T	1.500 7.550 -2.000 7.050 38	63.500 31
32	656	Wyatt Tyndall (1996)	SK - Taiso	Diff: 2.700 Exec: 9.300 ND: 0.100 Final: 12.100 Place: 8T	2.500 5.100 0.000 7.600 36	2.400 8.750 . . 11.150 26*	3.800 9.050 . . 12.850 25	3.200 7.250 . . 10.450 28T	2.500 7.750 -1.000 9.250 28	63.400 32
33	648	Lucas Dumoulong (1995)	QC - Gymnika	Diff: 2.700 Exec: 8.250 ND: . Final: 10.950 Place: 37*	2.200 7.550 -1.900 7.850 34	2.300 8.300 . . 10.600 35T	3.800 8.550 . . 12.350 32T	2.400 8.450 . . 10.850 26	2.700 8.050 . . 10.750 11	63.350 33
34	639	Matthew Gallant (1995)	PEI - Island Gym	Diff: 2.600 Exec: 8.600 ND: . Final: 11.200 Place: 33T	2.200 7.050 -0.900 8.350 32	2.400 8.450 . . 10.850 33	3.800 8.450 -0.100 12.150 38	2.400 8.050 . . 10.450 28*	2.500 6.850 . . 9.350 24T	62.350 34
35	624	James Robinson (1996)	BC - Twisters	Diff: 2.700 Exec: 8.250 ND: . Final: 10.950 Place: 37*	2.300 7.500 -0.900 8.900 28	2.500 7.500 . . 10.000 40	3.800 8.550 . . 12.350 32T	2.500 7.550 . . 10.050 34	1.500 7.350 -1.000 7.850 35	60.100 35
36	652	Keith Boyle (1996)	SK - Taiso	Diff: 2.700 Exec: 8.650 ND: . Final: 11.350 Place: 31	2.200 6.000 -1.900 6.300 37	2.500 8.800 . . 11.300 21T	3.800 8.750 . . 12.550 30T	2.600 6.750 0.100 9.450 37	2.300 6.800 -0.900 8.200 34	59.150 36

2010 Canadian Championships 2

Meet Results - National Youth Men

Thursday, May 27, 4:35pm

Rank	Num	Name	Gym							AA
37	653	Nicolas Hallgrimson (1996)	SK - Taiso	Diff: 2.800	2.200	2.400	3.800	2.600	2.300	
				Exec: 8.450	6.250	8.600	8.050	7.650	7.550	
				ND: .	-2.900	.	.	.	-0.900	
				Final: 11.250	5.550	11.000	11.850	10.250	8.950	58.850
				Place: 32	38	31	40	33	30T	37
38	640	Sam Mallet (1994)	PEI - Island Gym	Diff: 2.400	2.400	2.400	3.400	2.300	2.200	
				Exec: 8.650	6.900	8.500	8.800	6.950	6.900	
				ND: 0.100	-0.900	.	.	-1.000	-1.900	
				Final: 11.150	8.400	10.900	12.200	8.250	7.200	58.100
				Place: 36	30T	32	36T	39	37	38
39	621	Zachary Starko (1995)	BC - Delta	Diff: 2.300	2.100	2.200	3.800	2.100	0.800	
				Exec: 9.200	6.800	8.600	8.850	7.000	7.050	
				ND: 0.100	-0.900	.	.	-0.900	-4.000	
				Final: 11.600	8.000	10.800	12.650	8.200	3.850	55.100
				Place: 27	33	34	28*	40	40	39
40	626	Brandon Kirk (1994)	NB - Fundy	Diff: 2.500	1.800	2.300	3.800	1.800	2.100	
				Exec: 8.100	4.250	7.450	8.150	6.000	3.950	
				ND: -1.000	-1.900	-1.000	.	-2.000	-2.000	
				Final: 9.600	4.150	8.750	11.950	5.800	4.050	44.300
				Place: 41	40	41	39	41	39	40
41	628	Peter Taptoona (1995)	NWT	Diff: 2.500	0.000	2.400	3.400	1.500	0.000	
				Exec: 8.700	0.000	8.100	8.850	8.150	0.000	
				ND: .	0.000	
				Final: 11.200	0.000	10.500	12.250	9.650	0.000	43.600
				Place: 33T	41	37	35	35	41	41