







# 2010 Canadian Championships 1

## Meet Results - National Open Men







Wednesday, May 26, 5:00pm

Rank	Num	Name	Gym							AA
1	661	Scott Morgan (1989)	BC - Flicka	Diff: 4.800 Exec: 9.000 ND: . Final: <b>13.800</b> Place: <b>1</b>	2.700 7.900 0.100 10.700 24	4.100 9.200 . 13.300 1	6.200 9.350 -0.100 15.450 1	3.000 9.150 0.100 12.250 9T	3.100 9.150 . 12.250 4	<b>77.750</b> <b>1</b>
2	691	David Boucher (1993)	QC - IMCO	Diff: 4.100 Exec: 8.500 ND: -0.300 Final: 12.300 Place: 23	3.700 9.400 0.100 13.200 2	3.700 9.050 0.100 12.850 2	4.600 8.950 . 13.550 23T	3.400 8.850 . 12.250 9T	3.700 8.900 . 12.600 1	76.750 2
3	679	Lukas Gataveckas (1984)	ON - Toronto	Diff: 3.500 Exec: 9.100 ND: 0.100 Final: 12.700 Place: 11	3.200 8.500 0.100 11.800 9T	3.300 8.900 0.100 12.300 9	4.600 9.350 . 13.950 12*	3.100 9.450 0.100 12.650 1T	3.400 8.700 . 12.100 5T	75.500 3
4	677	Bashir Garba (1993)	ON - London Beje	Diff: 3.600 Exec: 9.150 ND: 0.100 Final: 12.850 Place: 6	3.300 7.950 0.100 11.350 17	3.600 9.000 . 12.600 4	4.600 9.450 . 14.050 7*	3.400 9.150 . 12.550 3	3.100 8.600 . 11.700 12	75.100 4
5	664	Aaron Boila (1989)	MB - Flairs	Diff: 3.800 Exec: 8.650 ND: . Final: 12.450 Place: 17T	4.100 8.950 0.000 13.050 3	3.500 7.950 . 11.450 28	4.600 9.350 0.100 14.050 7T	3.400 8.850 . 12.250 9*	3.500 8.100 . 11.600 13	74.850 5
6T	689	Jean-Sébastien Comeau (1)	QC - Imagym	Diff: 3.400 Exec: 9.400 ND: 0.100 Final: 12.900 Place: 2T	2.900 9.050 0.100 12.050 7T	3.300 8.650 . 11.950 16T	4.600 9.450 . 14.050 7*	3.300 8.850 0.100 12.250 9*	2.800 8.750 . 11.550 14	74.750 6T
6T	680	Taylor Mitchell (1991)	ON - Toronto	Diff: 3.600 Exec: 8.950 ND: 0.100 Final: 12.650 Place: 12T	3.300 8.650 0.100 12.050 7T	3.300 8.400 . 11.700 24T	4.600 9.250 . 13.850 15*	2.900 9.400 0.100 12.400 7	3.900 8.200 . 12.100 5T	74.750 6T
8	675	Matthew Govia (1993)	ON - Mississauga	Diff: 3.700 Exec: 8.650 ND: . Final: 12.350 Place: 21T	2.700 8.250 0.100 11.050 22T	3.400 8.750 0.100 12.250 10*	5.400 9.250 -0.100 14.550 4T	3.300 9.200 . 12.500 4T	2.700 9.150 0.100 11.950 10	74.650 8
9	674	Simon Barbosa (1990)	ON - East York	Diff: 4.100 Exec: 8.700 ND: 0.100 Final: 12.900 Place: 2T	3.500 6.950 0.100 10.550 26	4.100 8.350 0.100 12.550 5	5.400 9.250 -0.100 14.550 4T	3.600 8.300 0.100 12.000 17	3.000 8.950 0.100 12.050 7*	74.600 9

# 2010 Canadian Championships 1

## Meet Results - National Open Men







Wednesday, May 26, 5:00pm

Rank	Num	Name	Gym							AA
10	670	Evan Cruz (1993)	NS - Halifax ALTA	Diff: 3.400 Exec: 8.800 ND: . Final: 12.200 Place: 27T	3.700 9.000 0.100 12.800 4	3.100 8.300 . 11.400 29T	4.600 9.000 . 13.600 21T	3.300 8.950 . 12.250 9T	2.900 8.600 . 11.500 15T	73.750 10
11	672	Devin Mitchell (1990)	NS - Halifax ALTA	Diff: 3.300 Exec: 8.100 ND: 0.100 Final: 11.500 Place: 36	3.300 8.350 0.100 11.750 11T	3.400 8.700 . 12.100 14	4.600 9.050 -0.100 13.550 23T	3.300 9.050 . 12.350 8	3.300 9.000 . 12.300 2T	73.550 11
12	692	Yann-Seing Law Kam Cio (	QC - IMCO	Diff: 3.600 Exec: 8.900 ND: 0.100 Final: 12.600 Place: 14T	3.600 8.050 0.100 11.750 11T	3.800 8.100 . 11.900 19T	4.600 9.350 . 13.950 12*	3.100 8.650 0.100 11.850 20T	3.500 7.500 . 11.000 24	73.050 12
13	693	Jean-Philippe Maclean (199	QC - IMCO	Diff: 3.500 Exec: 8.800 ND: -0.100 Final: 12.200 Place: 27T	2.800 9.250 0.100 12.150 6	3.100 8.750 . 11.850 21T	3.800 9.550 -0.100 13.250 28	2.800 9.300 0.100 12.200 14	2.800 8.400 . 11.200 20T	72.850 13
14	673	Stephan Saulnier (1987)	NS - Halifax ALTA	Diff: 3.400 Exec: 8.900 ND: 0.100 Final: 12.400 Place: 19T	3.000 8.550 0.100 11.650 14T	3.600 8.650 . 12.250 10T	5.000 8.500 . 13.500 25	3.500 8.550 . 12.050 15T	3.100 7.700 . 10.800 28T	72.650 14
15	658	Benjamin Gervais (1990)	AB - Capital City	Diff: 3.300 Exec: 8.750 ND: . Final: 12.050 Place: 29T	3.200 8.400 0.100 11.700 13	3.600 8.750 . 12.350 7T	4.600 8.900 -0.100 13.400 26	3.100 8.850 0.100 12.050 15T	3.100 7.950 . 11.050 23	72.600 15
16	687	Julien Samson (1993)	QC - Gymnamic	Diff: 3.600 Exec: 9.100 ND: 0.100 Final: 12.800 Place: 7	2.700 8.400 0.100 11.200 20T	3.100 8.800 0.100 12.000 15	5.400 7.900 . 13.300 27	3.200 8.750 . 11.950 18T	2.500 8.750 . 11.250 19	72.500 16
17	663	Jonathan Osers (1989)	BC - Twisters	Diff: 4.400 Exec: 7.750 ND: 0.100 Final: 12.250 Place: 24T	2.700 8.250 0.100 11.050 22T	3.000 8.200 . 11.200 32T	4.600 9.400 . 14.000 11	3.400 8.450 . 11.850 20T	3.200 8.850 . 12.050 7T	72.400 17
18	686	Olivier Simon (1992)	QC - Gym-Alliance	Diff: 3.400 Exec: 9.100 ND: 0.100 Final: 12.600 Place: 14T	3.400 9.000 0.100 12.500 5	3.200 8.650 . 11.850 21T	4.000 8.900 . 12.900 34T	3.000 8.450 0.100 11.550 24	2.600 8.200 . 10.800 28T	72.200 18

# 2010 Canadian Championships 1

## Meet Results - National Open Men







Wednesday, May 26, 5:00pm

Rank	Num	Name	Gym							AA
19	678	Michael Grinter (1995)	ON - Ottawa	Diff: 3.300 Exec: 9.200 ND: 0.100 Final: 12.600 Place: 14T	2.700 7.350 0.100 10.150 29	3.100 8.800 0.100 11.900 19T	4.600 9.000 0.100 13.600 21T	3.200 9.300 0.100 12.500 4T	3.300 8.000 0.100 11.300 18	72.050 19
20	690	Anthony Bergoin (1988)	QC - IMCO	Diff: 3.400 Exec: 9.150 ND: 0.100 Final: 12.650 Place: 12T	2.600 8.200 -1.000 9.800 31	3.200 8.750 0.100 11.950 16T	4.600 9.100 0.100 13.700 19T	3.200 8.600 0.100 11.800 23	3.000 8.950 0.100 12.050 7*	71.950 20
21T	660	Daniel Willems (1992)	BC - Delta	Diff: 3.500 Exec: 9.150 ND: 0.100 Final: 12.750 Place: 8T	2.600 8.550 0.100 11.250 18T	3.200 8.500 0.100 11.700 24T	4.600 9.200 0.100 13.800 18	3.100 8.400 0.100 11.500 25T	3.500 7.400 0.100 10.900 26T	71.900 21T
21T	662	Cody Briggs (1992)	BC - Oganagan	Diff: 3.300 Exec: 8.400 ND: 0.100 Final: 11.700 Place: 34	2.700 9.000 0.100 11.800 9T	3.000 8.200 0.100 11.200 32T	4.600 9.250 0.100 13.850 15*	2.800 9.050 0.100 11.950 18T	3.100 8.300 0.100 11.400 17	71.900 21T
23	685	Dorian Griva (1987)	QC - Dynamix	Diff: 3.700 Exec: 8.550 ND: 0.100 Final: 12.250 Place: 24T	3.200 6.450 0.100 9.750 32	3.300 9.050 0.100 12.350 7T	5.400 9.400 0.100 14.800 2	3.300 7.100 0.100 10.400 35	3.500 8.800 0.100 12.300 2T	71.850 23
24	683	Tyler Martin (1992)	PEI - Island Gym	Diff: 3.500 Exec: 8.550 ND: -0.300 Final: 11.750 Place: 32T	3.100 7.450 0.100 10.650 25	3.300 8.550 0.100 11.850 21T	4.600 9.100 0.100 13.700 19T	3.500 7.450 0.100 10.950 32	3.300 8.550 0.100 11.850 11	70.750 24
25	684	Chris Morgan (1993)	PEI - Island Gym	Diff: 3.000 Exec: 9.250 ND: 0.100 Final: 12.350 Place: 21T	2.700 8.650 0.100 11.450 16	3.100 8.850 0.100 11.950 16T	3.800 8.750 0.100 12.550 37	3.000 8.850 0.100 11.850 20T	2.600 7.800 0.100 10.400 32	70.550 25
26	688	Alexandre Leduc (1991)	QC - Gymnika	Diff: 3.900 Exec: 8.500 ND: 0.100 Final: 12.400 Place: 19T	3.100 7.250 0.100 10.450 27	3.200 7.850 0.100 11.050 35	5.000 9.350 0.100 14.350 6	3.500 7.850 0.100 11.350 29	2.800 8.000 0.100 10.800 28T	70.400 26
27	676	Massimo Mastrantoni (199)	ON - Mississauga	Diff: 3.600 Exec: 8.000 ND: 0.100 Final: 11.600 Place: 35	3.200 8.350 0.100 11.650 14T	3.500 8.750 0.100 12.250 10*	5.400 9.300 0.100 14.700 3	3.200 9.300 0.100 12.500 4T	3.300 5.000 -1.000 7.300 37	70.000 27

# 2010 Canadian Championships 1

## Meet Results - National Open Men







Wednesday, May 26, 5:00pm

Rank	Num	Name	Gym							AA
28	659	Joel Kroetsch (1993)	AB - Capital City	Diff: 4.100	2.700	3.100	4.800	3.100	2.600	
				Exec: 8.800	6.850	8.200	9.150	8.350	8.500	
				ND: .	-0.900	.	.	.	.	
				Final: 12.900	8.650	11.300	13.950	11.450	11.100	69.350
				Place: 2T	33	31	12T	27	22	28
29	657	Carl Hall (1992)	AB - Calgary	Diff: 3.800	3.100	3.400	4.600	3.000	2.200	
				Exec: 8.950	8.050	8.000	9.450	8.400	7.950	
				ND: .	0.100	.	.	.	-2.000	
				Final: 12.750	11.250	11.400	14.050	11.400	8.150	69.000
				Place: 8T	18T	29T	7*	28	35	29
30	606	Bill Heys (1992)	NFL - Cygnus	Diff: 3.500	3.100	3.300	4.000	3.300	3.000	
				Exec: 7.600	8.000	7.250	9.100	7.700	7.950	
				ND: .	0.100	.	-0.100	0.100	.	
				Final: 11.100	11.200	10.550	13.000	11.100	10.950	67.900
				Place: 37	20T	37	31	30T	25	30
31	682	Brett Martin (1992)	PEI - Island Gym	Diff: 3.500	3.000	3.200	4.000	3.300	2.200	
				Exec: 8.950	7.350	8.400	8.700	8.200	8.350	
				ND: .	-1.900	.	.	.	.	
				Final: 12.450	8.450	11.600	12.700	11.500	10.550	67.250
				Place: 17T	34	26	36	25T	31	31
32	667	Campbell Bryden (1993)	NB - Kingswood	Diff: 3.400	2.600	3.600	3.800	3.100	2.400	
				Exec: 8.650	5.950	8.550	9.100	8.000	8.400	
				ND: .	-0.900	.	.	.	0.100	
				Final: 12.050	7.650	12.150	12.900	11.100	10.900	66.750
				Place: 29T	35	13	34T	30T	26T	32
33	681	Alan Mackie (1992)	PEI - Island Gym	Diff: 3.200	2.800	3.900	3.800	3.200	2.200	
				Exec: 8.450	7.150	8.500	9.250	7.550	6.300	
				ND: 0.100	0.100	.	-0.100	0.100	.	
				Final: 11.750	10.050	12.400	12.950	10.850	8.500	66.500
				Place: 32T	30	6	32T	34	34	33
34	668	Cory Munroe (1993)	NS - CBU Dynamics	Diff: 3.600	2.800	2.900	4.000	2.700	1.400	
				Exec: 9.050	7.400	8.600	9.050	8.200	8.200	
				ND: 0.100	0.100	.	.	.	-2.000	
				Final: 12.750	10.300	11.500	13.050	10.900	7.600	66.100
				Place: 8T	28	27	30	33	36	34
35	671	David Kikuchi (1979)	NS - Halifax ALTA	Diff: 3.400	3.900	3.400	0.000	3.100	3.000	
				Exec: 9.500	9.300	9.300	0.000	9.550	9.200	
				ND: .	0.100	.	.	.	-1.000	
				Final: 12.900	<b>13.300</b>	12.700	0.000	<b>12.650</b>	11.200	62.750
				Place: 2T	<b>1</b>	3	38	<b>1T</b>	20T	35
36	694	Ian Kielly (1991)	SK - Queen City	Diff: 3.800	2.300	3.000	4.600	3.500	2.700	
				Exec: 8.150	4.900	8.150	9.250	5.900	8.800	
				ND: 0.100	-3.900	.	.	.	.	
				Final: 12.050	3.300	11.150	13.850	9.400	11.500	61.250
				Place: 29T	38	34	15*	36T	15T	36

# 2010 Canadian Championships 1

## Meet Results - National Open Men

Wednesday, May 26, 5:00pm

Rank	Num	Name	Gym							AA
37	666	Michael Thompson (1993)	NB - Fundy	Diff: 3.200	2.900	2.400	4.000	2.500	2.200	
				Exec: 7.500	4.250	7.300	8.950	6.900	7.300	
				ND: .	0.100	.	.	.	.	
				Final: 10.700	7.250	9.700	12.950	9.400	9.500	59.500
				Place: 38	36	38	32T	36T	33	37
38	669	Jared Goad (1993)	NS - Cobequid Sparta	Diff: 3.800	2.400	2.300	4.000	2.600	1.700	
				Exec: 8.450	4.900	8.300	9.200	7.350	4.350	
				ND: .	-0.900	.	-0.100	-0.900	-4.000	
				Final: 12.250	6.400	10.600	13.100	9.050	2.050	53.450
				Place: 24T	37	36	29	38	38	38