

2010 Pacific Rim Championships







Meet Results

Men - Junior

Competition I / II

4/29/2010 - 5/2/2010

Page: 1
Printed on: 4/29/2010

Rank	Num	Name	Country							AA
1	142	John Orozco	USA	Diff: 5.400 Exec: 8.700 ND: Final: <u>14.100</u> Place: 2	5.400 8.900 . <u>14.300</u> 1	5.300 9.200 . <u>14.500</u> 2	6.200 9.100 . <u>15.300</u> 5	5.300 8.950 . <u>14.250</u> 3T	5.600 8.400 . <u>14.000</u> 1	86.450 1
2	141	CJ Maestas	USA	Diff: 5.200 Exec: 8.000 ND: Final: <u>13.200</u> Place: 12T	5.300 8.300 . <u>13.600</u> 2	5.600 9.600 . <u>15.200</u> 1	6.200 9.250 -0.300 <u>15.150</u> 7	5.200 9.050 . <u>14.250</u> 3*	4.700 8.200 . <u>12.900</u> 9	84.300 2
3	114	Shixiong Zhou	CHN	Diff: 5.100 Exec: 8.950 ND: Final: <u>14.050</u> Place: 3T	5.000 7.450 . <u>12.450</u> 11	5.300 8.450 . <u>13.750</u> 7	6.200 9.650 . <u>15.850</u> 1	5.900 8.950 . <u>14.850</u> 1	5.000 8.300 . <u>13.300</u> 4T	84.250 3
4	115	Xiaodong Zhu	CHN	Diff: 5.200 Exec: 8.850 ND: Final: <u>14.050</u> Place: 3T	4.200 8.500 . <u>12.700</u> 8T	5.400 8.900 . <u>14.300</u> 3	6.200 9.350 -0.100 <u>15.450</u> 3	5.200 9.050 . <u>14.250</u> 3*	5.000 8.000 . <u>13.000</u> 8	83.750 4
5	107	Jaylan Birl	CAN	Diff: 5.200 Exec: 9.050 ND: Final: <u>14.250</u> Place: 1	4.400 8.900 . <u>13.300</u> 4	4.900 8.800 . <u>13.700</u> 8T	6.200 9.450 . <u>15.650</u> 4	4.800 8.400 . <u>13.200</u> 13T	4.500 8.050 . <u>12.550</u> 14	82.650 5
6	140	Dylan Akers	USA	Diff: 5.400 Exec: 6.700 ND: Final: <u>12.100</u> Place: 19	5.100 8.000 . <u>13.100</u> 7	5.000 8.700 . <u>13.700</u> 8T	6.600 9.250 . <u>15.850</u> 8	5.100 8.850 . <u>13.950</u> 6	5.100 8.350 . <u>13.450</u> 3	82.150 6
7	132	Sergey Stepanov	RUS	Diff: 4.700 Exec: 9.000 ND: Final: <u>13.700</u> Place: 6	4.500 8.700 . <u>13.200</u> 5	4.700 8.950 . <u>13.650</u> 10	5.400 9.150 . <u>14.550</u> 11	4.500 8.850 . <u>13.350</u> 9	4.400 8.850 . <u>13.250</u> 7	81.700 7
8	131	Alexander Ruzhitskiy	RUS	Diff: 4.600 Exec: 9.000 ND: Final: <u>13.600</u> Place: 7	4.500 8.850 . <u>13.350</u> 3	4.200 9.350 . <u>13.550</u> 13	5.400 9.000 . <u>14.400</u> 13	4.900 8.050 . <u>12.950</u> 18T	4.800 8.500 . <u>13.300</u> 4T	81.150 8

2010 Pacific Rim Championships







 Page: 2
 Printed on: 4/29/2010

Meet Results

Men - Junior

Competition I / II

4/29/2010 - 5/2/2010

Rank	Num	Name	Country							AA
9	109	Robert Watson	CAN	Diff: 5.100 Exec: 8.800 ND: Final: 13.900 Place: 5	4.800 7.500 12T	4.800 9.000 6	5.400 8.750 14.050 15	4.700 8.600 13.300 10T	5.200 7.650 12.850 10T	80.200 9
10	134	Sergay Karachkin	RUS	Diff: 4.800 Exec: 8.600 ND: Final: 13.400 Place: 10	4.400 7.250 14	4.800 9.100 4	5.800 9.350 15.150 6	4.800 8.400 13.200 13T	4.300 8.550 12.850 10T	80.150 10
11	102	Brody-Jai Hennessy	AUS	Diff: 4.800 Exec: 8.750 ND: Final: 13.550 Place: 8	4.300 8.400 8T	4.600 9.250 5	5.400 8.150 13.450 20T	4.300 8.800 13.100 15T	4.200 9.100 13.300 4T	79.950 11
12	108	Tariq Dowers	CAN	Diff: 4.700 Exec: 8.750 ND: Final: 13.450 Place: 9	4.400 8.300 8T	4.700 8.900 11T	5.400 9.300 14.700 10	4.500 8.750 13.250 12	5.000 7.100 12.100 15	79.800 12
13	101	Tyson Bull	AUS	Diff: 4.700 Exec: 8.200 ND: -0.500 Final: 12.400 Place: 17T	4.500 7.800 12T	4.500 9.100 11T	4.600 9.000 13.600 18	4.700 8.900 13.600 7	4.400 9.150 13.550 2	79.050 13
14	113	Peng Wang	CHN	Diff: 5.100 Exec: 8.150 ND: Final: 13.250 Place: 11	3.500 6.500 20	4.400 8.100 15	6.200 9.350 15.550 2	5.300 9.050 14.350 2	3.900 8.700 12.600 12T	78.250 14
15	103	Jack Rickards	AUS	Diff: 4.800 Exec: 8.300 ND: Final: 13.100 Place: 14	4.300 8.850 6	4.600 8.400 14	4.600 9.250 13.850 17	4.600 8.200 12.800 20	3.700 8.300 12.000 16	77.900 15
16	127	Brandon Field	NZL	Diff: 4.400 Exec: 8.450 ND: -0.100 Final: 12.750 Place: 15	3.200 8.350 15	3.300 8.100 17	5.400 9.400 14.800 9	4.300 8.200 12.500 21	3.600 9.000 12.600 12T	75.600 16

2010 Pacific Rim Championships







Page: 3
Printed on: 4/29/2010

Meet Results

Men - Junior

Competition I / II

4/29/2010 - 5/2/2010

Rank	Num	Name	Country							AA
17	137	Kai Cheng Tay	SIN	Diff: 4.700	3.600	4.100	5.400	4.400	4.000	
				Exec: 6.950	7.700	7.100	8.850	8.900	7.650	
				ND: -0.300						
				Final: 11.350	11.300	11.200	14.250	13.300	11.650	73.050
				Place: 21	16	18	14	10T	17	17
18	138	Wei An Tay	SIN	Diff: 4.600	3.400	4.100	6.200	4.100	2.800	
				Exec: 6.900	7.250	8.200	8.500	8.950	7.850	
				ND:			-0.100			
				Final: 11.500	10.650	12.300	14.600	13.050	10.650	72.750
				Place: 20	17	16	16	17	21	18
19	136	Meng Ping Tan	SIN	Diff: 4.400	3.300	3.300	5.400	3.900	3.100	
				Exec: 8.050	6.750	7.600	8.675	9.200	8.500	
				ND:			-0.100			
				Final: 12.450	10.050	10.900	13.975	13.100	11.600	72.075
				Place: 16	19	19	19	15T	18	19
20	126	Aaron Clutterbuck	NZL	Diff: 4.400	4.000	4.000	4.600	4.300	2.700	
				Exec: 8.900	5.300	6.800	8.850	9.150	8.650	
				ND: -0.100						
				Final: 13.200	9.300	10.800	13.450	13.450	11.350	71.550
				Place: 12T	21	20	20T	8	19	20
21	135	Aizat Bin Muha Jufrie	SIN	Diff: 4.000	2.300	2.500	5.400	3.900	2.900	
				Exec: 8.400	8.250	7.450	9.050	9.050	7.850	
				ND:						
				Final: 12.400	10.550	9.950	14.450	12.950	10.750	71.050
				Place: 17T	18	21	12	18T	20	21