















Rank	Bib	CGA Name							Total	Ind. Ran
1 AUS - Australia										
101		JEFFERIS J.	13.800	12.950	14.600	15.400	14.650	13.950	85.350	(1)
102		OFFORD Samuel	14.250	12.000	14.850	15.500	13.750	13.950	84.300	(4)
103		PICHLER T.	15.100	10.450	13.900	15.500	13.950	13.600	82.500	(6)
104		WIWATOWSKI Luke	14.600			15.500		14.750	44.850	(40)
105		SELLATHURAI P.		13.950	14.900		14.100		42.950	(41)
Total			43.950 (1)	38.900 (3)	44.350 (1)	<u>46.500</u> (1)	42.700 (1)	42.650 (1)	259.050	
2 ENG - England										
116		BECKFORD Reiss	14.350	12.400	14.200	15.200	14.400	14.000	84.550	(2)
117		FOLWELL Luke	13.950	13.700	14.550	15.250	14.250	12.650	84.350	(3)
118		JEHU Steve	14.500	11.150	14.150				39.800	(44)
119		LAWRENCE Danny				15.450	13.800	13.600	42.850	(42)
120		WHITLOCK Max	13.400	15.300	13.850	14.750	13.300	13.700	84.300	(5)
Total			42.800 (2)	41.400 (1)	<u>42.900</u> (2)	45.900 (2)	42.450 (2)	41.300 (2)	256.750	
3 CAN - Canada										
106		DOWERS Tariq	13.350	13.600	12.900	15.050	13.650	13.200	81.750	(7)
107		GALVAN Ian			14.200	15.000			29.200	(46)
108		LORAN Anderson	13.000	13.750		15.100	13.400	14.500	69.750	(28)
109		SCOTT Jason	12.350	12.700	14.150		13.600	13.600	66.400	(30)
110		WATSON R.	13.600	11.600	13.000	14.300	13.450	13.000	78.950	(14)
Total			39.950 (6)	40.050 (2)	41.350 (5)	45.150 (3)	<u>40.700</u> (3)	41.300 (2)	248.500	
4 NZL - New Zealand										
137		FIELD B.	11.600		12.200	12.700	12.750	11.550	60.800	(35)
138		HOLYOAKE Mark	13.800	12.100		15.050	14.150		55.100	(36)
139		KOUDINOV Misha	14.100	12.650	13.950	14.300	13.350	12.200	80.550	(10)
140		PALMER M.		11.300	13.900			12.600	37.800	(45)
141		PENG P.	13.950	12.900	13.400	15.200	12.100	13.450	81.000	(9)
Total			41.850 (3)	<u>37.650</u> (6)	41.250 (6)	44.550 (4)	40.250 (4)	38.250 (6)	243.800	
5 WAL - Wales										
150		GARDINER Grant	13.450	13.000	13.900	15.100	12.050	12.950	80.450	(11)
151		HENNESSEY M.	13.650	11.950	13.000	14.550	13.450	13.200	79.800	(12)
152		HUNTER Robert			12.750	14.600	11.750	12.150	51.250	(38)
153		PURNELL C.	13.100	10.650	12.650	14.600	13.350	13.150	77.500	(18)
154		ROTHE A.	11.900	13.200					25.100	(47)
Total			40.200 (5)	38.150 (4)	<u>39.650</u> (7)	44.300 (6)	38.850 (7)	39.300 (5)	240.450	



Rank	Bib	CGA Name							Total	Ind. Ran
6 IND - India										
	121	JAISWAL Rohit	10.800	12.350	13.650		12.850	12.300	61.950	(34)
	122	KUMAR Ashish	14.500	12.550	13.600	15.700	13.000	12.200	81.550	(8)
	123	MONDAL Partha	12.150	12.950	14.350	14.100	13.350	10.750	77.650	(17)
	124	PATRA Rakesh Kumar	13.100	11.700	13.200	14.300			52.300	(37)
	125	SRIVASTAVA Mayank				14.450	13.200	12.700	40.350	(43)
		Total	<u>39.750</u> (7)	37.850 (5)	41.600 (4)	44.450 (5)	39.550 (5)	37.200 (8)	240.400	
7 CYP - Cyprus										
	111	ARISTOTELOUS C.	14.150	11.050		14.450	12.100	13.850	65.600	(31)
	112	ARISTOTELOUS P.	13.100	12.300	13.300	14.450	13.550	12.050	78.750	(15)
	113	GEORGALLAS Irodotos			14.750				14.750	(49)
	114	KRASIAS Dimitris	11.800	11.900	13.600	14.100	13.400	13.900	78.700	(16)
	115	KRASIAS Michalis	13.000	10.500	11.700	14.150	12.000	13.050	74.400	(24)
		Total	40.250 (4)	35.250 (8)	41.650 (3)	<u>43.050</u> (8)	39.050 (6)	40.800 (4)	240.050	
8 MAS - Malaysia										
	131	ISMAIL M.	13.150	13.000	12.750	15.200	10.550	11.850	76.500	(20)
	132	LUM Wan Foong	12.600	11.550	12.700	13.800	13.500	13.300	77.450	(19)
	133	MISKOB Mohd Irwan	11.150	11.700	10.650	14.150	13.050	12.600	73.300	(26)
	134	ONN Kwang Tung		11.900	11.800		12.200	11.550	47.450	(39)
		Total	36.900 (8)	36.600 (7)	37.250 (8)	43.150 (7)	38.750 (8)	<u>37.750</u> (7)	230.400	
9 IOM - Isle of Man										
	126	HEDGES A.	12.550	12.100	12.450	14.350	12.950	12.100	76.500	(21)
	127	HEDGES D.	11.500	11.200	11.600	12.000	12.000	8.550	66.850	(29)
	128	MEASURIA Mukunda Sai	12.550	10.750	11.600	12.100	11.850	11.450	70.300	(27)
		Total	<u>36.600</u> (9)	34.050 (9)	35.650 (9)	38.450 (9)	36.800 (9)	32.100 (9)	213.650	

Note:
Underlined totals indicate starting apparatus.
Italics indicate the low (non-counting) score.

Legend:
Ind. Individual Q Qualified for Team Final

 Floor  Pommel Horse  Rings  Vault  Parallel Bars  Horizontal Bar