















WED
6 OCT 2010
13:30

RESULTS

Rank	Bib	Name	CGA Code							Total
1	117	FOLWELL Luke	ENG	<u>14.150</u>	13.500	14.850	15.650	14.150	13.250	85.550
2	116	BECKFORD Reiss	ENG	<u>14.800</u>	13.600	14.200	15.050	13.500	14.300	85.450
3	101	JEFFERIS J.	AUS	<u>13.800</u>	12.750	14.850	15.250	14.150	13.950	84.750
4	120	WHITLOCK Max	ENG	<u>14.200</u>	13.300	13.950	14.650	14.500	13.850	84.450
5	102	OFFORD Samuel	AUS	<u>14.150</u>	10.550	15.100	15.500	14.050	14.000	83.350
6	139	KOUDINOV Misha	NZL	14.250	<u>12.550</u>	13.950	14.550	14.300	13.400	83.000
7	103	PICHLER T.	AUS	<u>14.500</u>	11.200	14.300	15.300	13.850	12.700	81.850
8	122	KUMAR Ashish	IND	14.850	<u>12.500</u>	13.700	16.200	12.700	11.850	81.800
9	114	KRASIAS Dimitris	CYP	13.100	12.400	<u>13.750</u>	14.450	13.800	13.300	80.800
10	110	WATSON R.	CAN	14.000	12.700	<u>13.550</u>	14.250	13.250	12.750	80.500
11	150	GARDINER Grant	WAL	13.050	<u>12.400</u>	13.600	14.650	13.100	13.050	79.850
12	106	DOWERS Tariq	CAN	13.100	<u>13.000</u>	11.900	15.200	12.900	13.200	79.300
13	141	PENG P.	NZL	14.350	<u>12.150</u>	13.550	15.350	11.600	11.750	78.750
14	115	KRASIAS Michalis	CYP	12.900	12.350	13.050	<u>14.000</u>	13.450	13.000	78.750
15	136	CARSON Lucas	NIR	13.150	11.100	<u>13.000</u>	14.500	13.700	12.750	78.200
16	151	HENNESSEY M.	WAL	13.300	<u>10.200</u>	13.200	14.450	13.400	13.250	77.800
17	143	MCKEE Ryan	SCO	14.000	11.300	13.000	14.950	13.350	10.950	77.550
18	132	LUM Wan Foong	MAS	12.900	12.300	12.650	<u>13.550</u>	13.150	12.150	76.700
19	126	HEDGES A.	IOM	13.200	11.800	12.150	<u>14.350</u>	12.750	12.400	76.650
20	153	PURNELL C.	WAL	13.850	8.650	<u>13.150</u>	15.100	12.600	12.300	75.650
21	149	ALBERT William	TRI	13.250	10.500	11.550	<u>14.550</u>	13.350	12.000	75.200
22	135	HONIBALL John Robert	NAM	11.750	11.200	12.350	<u>14.100</u>	13.100	12.300	74.800
23	112	ARISTOTELOUS P.	CYP	13.050	11.350	<u>12.000</u>	14.200	10.500	13.500	74.600
24	131	ISMAIL M.	MAS	12.500	12.200	11.000	<u>15.050</u>	10.950	10.450	72.150

Note:
Underlined totals indicates starting apparatus

Legend:

 Floor	 Pommel Horse	 Rings	 Vault	 Parallel Bars	 Horizontal Bar
--	--	---	---	---	--